

MINUTES OF THE PUBLIC HEARING AND REGULAR MEETING
OF THE BOARD OF COMMISSIONERS OF
JEFFERSON COUNTY EMERGENCY SERVICES DISTRICT NO. 4

A public hearing and regular meeting of the Board of Commissioners of the Jefferson County Emergency Services District No. 4 ("District") was called for at 5:30 p.m. on September 18, 2019, at the Labelle fire station, located at 12880 FM 365, Beaumont, Texas 77705, pursuant to notice duly posted according to law.

At approximately 5:35 p.m., the public hearing was called to order. The roll was called of the duly constituted officers and members of the Board, to wit:

Jeff Roebuck	President
Charlie Reneau	Vice President
Randy Walston	Secretary
Sandra Melton	Treasurer
Robert Bordes	Assistant Treasurer

All of said Board members were present, with the exception of Secretary Walston and Assistant Treasurer Bordes, thus constituting a quorum. Also present were: Patrick Larson, District Administrator; Jeremy Hansen, District Fire Chief; Joshua Heinz of the law firm Benckenstein & Oxford, L.L.P., attorneys for the District; and, the individuals shown on the attendance log attached hereto as Exhibit A.

Upon establishing that a quorum was present, President Roebuck directed the Board's attention to public hearing Agenda Item No. 3 regarding the District's fiscal year 2019-20 budget and 2019 tax rate and asked if any of the meeting attendees had any questions or comments, to which there was no response. Accordingly, the public hearing was adjourned and the regular meeting was called to order immediately thereafter.

As all of the aforementioned Board members remained present, a quorum was again established. Also present at the regular meeting were the same individuals listed above.

Since there was no public comment under regular meeting Agenda Item No. 3, President Roebuck directed the Board to regular meeting Agenda Item No. 4, at which time Mr. Larson and Chief Hansen reviewed and discussed their Administrator and Chief Reports with the Board. Copies of the Administrator and Chief's Reports are attached hereto as **Exhibit B**.

The Board then moved along to regular meeting Agenda Item No. 5 for review of the Minutes of the August 19, 2019 regular meeting. Upon motion by Vice President Reneau and seconded by Treasurer Melton, the proposed minutes were unanimously approved by the Board members present.

Next, President Roebuck directed the Board to regular meeting Agenda Item No. 6 for the Treasurer's Report. Treasurer Melton reported the following balances in the District's accounts, as reflected in the bank statements attached hereto as **Exhibit C**: Texas First Bank checking - \$162,262.85 as of August 31, 2019, and \$178,368.26 as of September 17, 2019; Texas First Bank savings - \$200,065.96 as of August 31, 2019 and September 17, 2019; and, Allegiance Bank money market - \$225,306.30 as of August 31, 2019 and September 17, 2019. The Board then reviewed the financial Statement of Activities attached hereto as **Exhibit D**. Treasurer Melton also reviewed with the Board the proposed amended budget for fiscal year 2018-19, a copy of which is attached hereto as **Exhibit E**. Upon motion by Treasurer Melton and seconded by Vice President Reneau, the amended 2018-19 budget was unanimously approved.

The Board was then directed by President Roebuck to regular meeting Agenda Item No. 7 for payment of the District's bills. Treasurer Melton reviewed with the Board the District's various monthly expenditures proposed for payment, as shown on the Bank Account Registers and Check List attached hereto as **Exhibit F**. Upon motion by Treasurer Melton and seconded by Vice President Reneau, the Board members present unanimously approved payment of the bills and expenditures (Check Nos. 3640-3664, plus the Visa, Entergy, West Jefferson Co. Municipal Water District, Southern Broadband, Verizon Wireless, and Republic Services auto-debit payments).

Thereafter, the Board moved along to regular meeting Agenda Item No. 8, at which time Treasurer Melton reviewed with the Board the proposed 2019-20 annual budget. Treasurer Melton then made a motion to adopt the 2019-20 budget as proposed, which was seconded by Vice President Reneau and unanimously approved by all the Board members present. The Resolution Adopting Budget, which includes the District's 2019-20 budget as an attachment, is attached hereto as **Exhibit G**.

Next, the Board was directed by President Roebuck to regular meeting Agenda Item No. 9 regarding the District's 2019 certified appraisal roll. Upon motion by Vice President Reneau and seconded by Treasurer Melton, and with the unanimous consent of the Board members present, the District's 2019 certified appraisal roll was approved. The Resolution Approving Tax Roll is attached hereto as **Exhibit H**, along with a copy of the District's certified appraisal roll.

President Roebuck then directed the Board to regular meeting Agenda Item No. 10 regarding the District's 2019 ad valorem tax rate. Vice President Reneau made a motion to set the District's 2019 ad valorem tax rate at \$0.076438/\$100, being the

effective tax rate, and approve an order for levy of same. The motion was seconded by Treasurer Melton, and thereafter, all the Board members voted unanimously in favor of setting the District's 2019 ad valorem tax rate at \$0.076438/\$100. The Order Levying Taxes is attached hereto as **Exhibit I**.


Thereafter, the Board was directed to regular meeting Agenda Item No. 11, at which time Mr. Heinz reviewed with the Board the tax rate information form required by the Jefferson County Tax Office, a copy of which is attached hereto as **Exhibit J**. Mr. Heinz will forward the completed form to the Tax Office and the Jefferson County Appraisal District, along with copies of the Order Levying Taxes and Resolution Approving Tax Roll.

Then, being as there were no matters to come before the Board under regular meeting Agenda Item No. 12, the Board moved along to regular meeting Agenda Item No. 13, at which time the Board and Mr. Larson discussed with Keith Gross, representative with Southern Broadband, the proposal for Southern Broadband to lease space on the Fannett fire station radio tower to mounting and operating wireless internet equipment, along with a small area inside the station for mounting electronic hardware. Mr. Gross indicated that Southern Broadband would provide free internet service to the District and it would also be willing to pay a small tower space rental fee to cover the electrical costs associated with the operation of its equipment at the Fannett station. Mr. Larson and Chief Hansen advised that the tower is in need of some maintenance prior to use by Southern Broadband, and Mr. Gross indicated that if requested, Southern Broadband may be willing to pay a portion of the tower maintenance costs. The Board members present all had no issue with leasing the tower space for use by Southern

Broadband, but the matter was tabled until the tower has been examined and the needed maintenance items and costs for same have been identified.


Thereafter, following Mr. Heinz's update regarding the November 5, 2019 sales tax election under regular meeting Agenda Item No. 14, and being as there was no further report from counsel under regular meeting Agenda Item No. 15, the Board moved along to regular meeting Agenda Item No. 16, at which time Mr. Larson advised on the renewal of the District's service agreement with iamresponding.com.

The regular meeting was adjourned at approximately 6:25 p.m.



Jeff Roebuck, President
Date: 10/28/2019

ATTEST:



Randy Walston, Secretary
Date: 10/28/2019

Exhibit A


JEFFERSON COUNTY ESD No. 4

Public Hearing and Regular Board Meeting

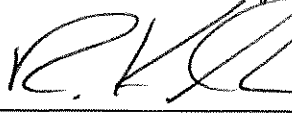
September 18, 2019

SIGN-IN SHEET


1 JEREMY HANSEN, FIRE CHIEF 

2 CASEY SANDERS, ASST. CHIEF 

3 Randy Lyday 4110 Randy Lyday

4 KEITH GROSS 

5 Mark Winstead 4131 

6 DAVID SMOOK 420 

7

8

9

10

11

12

13

Exhibit B

DISTRICT ADMINISTRATOR'S REPORT

September 18, 2019

STATION 1 LaBelle The Camera Security System has been completed. The system is accessible 24/7 via the internet if any of the Commissioners would like login information.

STATION 2 Fannett A new air compressor system is being installed to facilitate tire maintenance. The compressor will be relocated to the new Fannett station when it is built.

STATION 3 Cheek Engine E43 was involved in an accident on IH10 this month with damages to both our unit and the other vehicle. We were cited "at fault". Our vehicle suffered damages but immediate repairs to maintain it in service were completed. It will be taken to Freightliner Beaumont for completion of repairs.

EMS – Work is nearing completion of the application for our Medicare Provider Number for billing. Medicare will schedule an "on-site" inspection and review of our facilities and ambulance in the "near future".

ESD - All required posting and notifications due to date have been completed for the Sales Tax Election.

NEW VENDORS – Interstate Battery, Maverick Communication and Texas Fire & Rescue Tools

VFIS – Our Property and Casualty insurance policy will renew October 3, 2019. The premium payment will be submitted with October bill payments. Estimated renewal premium is \$32,202.00.

Request for Training – No new requests have been received.

Communications – **Request** for signatures to complete our Medicare Provider number application.

Request from Jefferson County Clerk to use Station 1 as a polling location on November 5, 2019.

File copy of the Joint Election Agreement and Contract between JCESD4 and Jefferson County Clerk to hold the Sales Tax election.

The Jefferson County Tax Office has sent a waiver of Penalty & Interest in the amount of \$53.83 (JCESD4 share) for James & Brandy LeBlanc as approved by Commissioner's Court. They are asking that JCESD4 Commissioners ratify the action and acknowledge same in writing to the Tax Office.

Policy Manual – Work will continue on compiling a comprehensive policy manual as time allows and as policies are created and approved.

Building Use & Rental – No rentals this past month. One rental scheduled for November 23rd - Sara Bell - Birthday Party.

No Charge Rentals – September 21, 2019 – Chief Hansen – Birthday Party

September 29, 2019, Ashley Kester – Bunko Party

November 5, 2019. County Clerk – Election Day voting location

**Jefferson County ESD No. 4
Chief's Report
18 SEP, 2019**

1. Station Status:

LaBelle STA #1: Operational – B41 limited service.

Fannett STA #2: Operational – All apparatus in service.

Cheek STA #3: Operational – All apparatus in service.

2. Apparatus Status:

E41 – In Service

T41 – In service

B41 – In service

R41 – Permanently out of service, pending sale to GCESD2.

E42 – In service

T42 – In service

B42 – In Service Recent front-end and electrical repairs. Front tires replaced. Needs rear tires.

E43 – In service. Recent repairs from MVA, other repairs pending.

T43 – In service

B43 – In service

MED4 – In Service

U4 – In service

3. Membership: Currently 36 members on active roster. One new member application received. One member voluntarily moved to inactive status.

4. Training: Monthly training for Fire and EMS continues. August training conducted includes:

- Several EMS one-on-one test preparation sessions were conducted.
- 8/12/19: Fire/EMS Operational Communications & General SOP Review.
- EMR class results – 4 of 5 ESD4 members have passed the National Registry Exam.

5. Operations: 1. Station & Apparatus inventory continues (CAPT Stacey). 2. B42 alternator and batteries replaced, ball joints replaced, and front tires replaced. Will need 4 rear tires (mismatched). 3. E43 involved in MVA while responding non-emergency to a MVA with fluids on the ground. Operator was merging with traffic and was struck by vehicle traveling in the right lane of I-10 East at the 838 on-ramp. Emergency repairs completed and apparatus has been placed back in service. Further repairs will be required – incident reported to VFIS. 4. Generator installation nearly complete. All parts have arrived.

6. Regional Coordination: Acadian Ambulance will be adding Paramedic fly-car service to Beaumont. This will afford BLS crews more opportunities to transport and/or intercept the appropriate level of care. ALS fly-car service will bill the patient separately (a billing coordination meeting will need to be conducted).

7. End-year outstanding items: 1. Awaiting date for installation of T42 folding tank. 2. Awaiting date to deliver B41 to Metro Fire Brush Truck Shop. 3. Awaiting ATS controller change out, battery charger, and generator bolts to complete emergency power project.

#

Jefferson County Emergency Services District #4



Beaumont, TX

This report was generated on 9/18/2019 3:44:31 PM

Incident Monthly Report for Station(s) with Incident Count and 1st Arriving Unit Response Time OR Response Mode

Station(s): All Stations | Start Date: 08/01/2019 | End Date: 08/31/2019

Average response time for 1st arriving unit for selected station(s). 10.34

Percentage of incidents for selected station(s) responded to within 8 minutes. (Total incidents using 1st arriving unit response time to determine if with 8 minutes.) 34.38%

Incidents by Category For Selected Station(s)	Count
Fire (100s)	4
Overpressure Rupture, Explosion, Overheat (no fire (200s)	0
EMS (300s)	43
Hazardous Conditions (400s)	1
Service Calls (500s)	10
Good Intent Calls (600s)	9
False Alarms (700s)	1
Severe Weather (800s)	0
Special Incidents (900s)	0
Total Incidents for selected station(s)	68

Basic Statistics for selected station(s) – 1st Arriving Unit – for selected station (s)	
Count of Incidents	68
Mean	10.34
Median	9.28
Min	
Max	34
Range	0.00 - 34.00
Standard Deviation	6.3

Response Times Under / Over 8 Minutes for selected station(s)

Unit ID	Over 8 Minutes	8 Minutes or Less
AAS4	3	1
B41	1	0
E41	1	1

Report is limited to Completed and Reviewed Incidents Only. Average Response Time is the Difference between Dispatched and Arrived. Incidents with no arrival are not counted in the 1st arriving unit calculations.



Jefferson County Emergency Services District #4



Beaumont, TX

This report was generated on 9/18/2019 3:44:31 PM

E42	2	0
M4	0	2
POV4	24	15
POV42	4	3
POV43	1	0
R41	0	1
STBY	1	0
T42	1	0
U4	3	0

Response Mode for selected station(s) 68

Response Mode - 8 minute comparison for selected station(s)

Response Mode	Over 8 Minutes	8 Minutes or Less
Initial Lights and Sirens, Downgraded to No lights or Sirens	1	0
Initial No Lights or Sirens, Upgraded to Lights and Sirens	0	1
Lights and Sirens	38	23
No Lights or Sirens	2	3

Report is limited to Completed and Reviewed Incidents Only. Average Response Time is the Difference between Dispatched and Arrived. Incidents with no arrival are not counted in the 1st arriving unit calculations.



Jefferson County Emergency Services District #4



Beaumont, TX

This report was generated on 9/18/2019 3:43:13 PM

Incident Monthly Report for Station(s) with Incident Count and 1st Arriving Unit Response Time OR Response Mode

Station(s): All Stations | Start Date: 07/01/2019 | End Date: 07/31/2019

Average response time for 1st arriving unit for selected station(s). 10.5

Percentage of incidents for selected station(s) responded to within 8 minutes. (Total incidents using 1st arriving unit response time to determine if with 8 minutes.) 33.33%

Incidents by Category For Selected Station(s)	Count
Fire (100s)	2
Overpressure Rupture, Explosion, Overheat (no fire (200s)	0
EMS (300s)	52
Hazardous Conditions (400s)	0
Service Calls (500s)	9
Good Intent Calls (600s)	8
False Alarms (700s)	2
Severe Weather (800s)	0
Special Incidents (900s)	0
Total Incidents for selected station(s)	73

Basic Statistics for selected station(s) – 1st Arriving Unit – for selected station(s)	
Count of Incidents	73
Mean	10.5
Median	10
Min	
Max	25.3
Range	0.00 - 25.30
Standard Deviation	5.4

Response Times Under / Over 8 Minutes for selected station(s)

Unit ID	Over 8 Minutes	8 Minutes or Less
AAS	6	1
AAS4	1	0
AAS42	1	0

Report is limited to Completed and Reviewed Incidents Only. Average Response Time is the Difference between Dispatched and Arrived. Incidents with no arrival are not counted in the 1st arriving unit calculations.



Jefferson County Emergency Services District #4



Beaumont, TX

This report was generated on 9/18/2019 3:43:13 PM

B42	1	0
E42	6	4
M4	0	1
POV	13	10
POV4	13	5
POV42	1	2
R41	1	0
STBY	1	0
T41	1	0
U4	0	1

Response Mode for selected station(s) 71

Response Mode - 8 minute comparison for selected station(s)

Response Mode	Over 8 Minutes	8 Minutes or Less
Initial Lights and Sirens, Downgraded to No lights or Sirens	2	0
Initial No Lights or Sirens, Upgraded to Lights and Sirens	4	0
Lights and Sirens	34	22
No Lights or Sirens	4	5
No Response Mode	1	1

Report is limited to Completed and Reviewed Incidents Only. Average Response Time is the Difference between Dispatched and Arrived. Incidents with no arrival are not counted in the 1st arriving unit calculations.



Jefferson County Emergency Services District #4

Beaumont, TX

This report was generated on 9/18/2019 3:59:41 PM



Incident Statistics

Start Date: 01/01/2019 | End Date: 12/31/2019

INCIDENT COUNT	
INCIDENT TYPE	# INCIDENTS
EMS	372
FIRE	193
TOTAL	565

TOTAL TRANSPORTS (N2 and N3)			
APPARATUS	# of APPARATUS TRANSPORTS	# of PATIENT TRANSPORTS	TOTAL # of PATIENT CONTACTS
0	0	0	0
M4	4	11	11
POV	0	1	1
TOTAL	4	12	12

PRE-INCIDENT VALUE	LOSSES
\$0.00	\$0.00

CO CHECKS	
TOTAL	

MUTUAL AID	
Aid Type	Total
Aid Given	14
Aid Received	11

OVERLAPPING CALLS	
# OVERLAPPING	% OVERLAPPING
69	12.21

LIGHTS AND SIREN - AVERAGE RESPONSE TIME (Dispatch to Arrival)		
Station	EMS	FIRE
Station 1 - LaBelle	0:12:54	0:16:16
Station 2 - Fannett	0:12:09	0:14:07
Station 3 - Cheek	0:12:10	0:15:53
AVERAGE FOR ALL CALLS		0:13:02

LIGHTS AND SIREN - AVERAGE TURNOUT TIME (Dispatch to Enroute)		
Station	EMS	FIRE
Station 1 - LaBelle	0:03:20	0:06:04
Station 2 - Fannett	0:02:56	0:06:28
Station 3 - Cheek	0:02:57	0:05:27
AVERAGE FOR ALL CALLS		0:03:46

Only Reviewed Incidents included. CO Checks only includes Incident Types: 424, 736 and 734. # Apparatus Transports = # of incidents where apparatus transported. # Patient Transports = # of PCR with disposition "Treated, Transported by EMS". # Patient Contacts = # of PCR contacted by apparatus. This report now returns both NEMSIS 2 & 3 data as appropriate.



AGENCY	AVERAGE TIME ON SCENE (MM-SS)
Jefferson County Emergency Services District #4	25:38

Only Reviewed Incidents included. CO Checks only includes Incident Types: 424, 736 and 734. # Apparatus Transports = # of incidents where apparatus transported. # Patient Transports = # of PCR with disposition "Treated, Transported by EMS". # Patient Contacts = # of PCR contacted by apparatus. This report now returns both NEMSIS 2 & 3 data as appropriate.



Jefferson County Emergency Services District #4



Beaumont, TX

This report was generated on 9/18/2019 3:47:20 PM

Response Percentage per FDID per Personnel for Incident Types for Personnel

Personnel: All Personnel | Incident Type(s): All Incident Types | Start Date: 01/01/2019 | End Date: 12/31/2019

Personnel	Calls Attended	% of Calls for Selected Incident Types
FDID: NH306		
, Standby	6	1.1%
Acadian, Ambulance	173	30.6%
Admin, Jefferson	1	0.2%
Arceneaux - 4144, Jesse	78	13.8%
Breed - 410, Johnny	62	11.0%
Byers - 4439, Timothy	9	1.6%
Compton - 4106, Dylan	11	1.9%
Cunio - 4104, Josh	6	1.1%
Eastepp - 4208, Hayden	80	14.2%
Francis - 4203, Jay	1	0.2%
Hansen - 401, Jeremy	177	31.3%
Hansen - 4401, Gabrielle	13	2.3%
Kester - 4115, Kevin	46	8.1%
Kester - 4124, Ashley	49	8.7%
Kester - 4125, Claudia	108	19.1%
Kester - 4223, Joshua	36	6.4%
Kirkgard - 4217, Kendall (Brady)	124	21.9%
Knoblock - 4221, Jacob R	2	0.4%
LaBarbera - 4418, Phillip T	1	0.2%
Longoria - 4205, David	93	16.5%
Lyday - 4110, Randy	249	44.1%
Molfino - 4230, Marcelo	3	0.5%
Parise - 4416, Michael	1	0.2%
Ray - 4112, Billy	4	0.7%
Rivett - 4301, Jacob	2	0.4%
Rivett - 4436, Jeremiah	1	0.2%
Salinas - 4288, Jose	1	0.2%
Salles - 4226, Paul	41	7.3%
Sampson - 430, Jared	1	0.2%
Sanders - 402, Casey	43	7.6%
Schwartzenburg, Brandon	4	0.7%
Smith - 4222, James	2	0.4%
Stacey - 420, David	36	6.4%
Tatroe - 4138, John	22	3.9%
Vasquez - 4111, Angel	13	2.3%
Vinson - 4231, Carl	1	0.2%

Displays the number and percentage of Incidents attended by each Personnel for each FDID in the agency over the selected Date Range. Only Reviewed incidents are included.



Wade - 440, Scott	58	10.3%
Williams - 421, Thomas	44	7.8%
Winstead - 4131, Mark	200	35.4%
Total Incidents for FDID NH306	565	

Total Incidents for all FDIDs 565

Displays the number and percentage of Incidents attended by each Personnel for each FDID in the agency over the selected Date Range. Only Reviewed incidents are included.



Jefferson County Emergency Services District #4



Beaumont, TX

This report was generated on 9/18/2019 4:01:42 PM

Total Training Hours per Personnel by Date Range

Personnel: All Personnel | Start Date: 01/01/2019 | End Date: 12/31/2019

Personnel Name	Total hours
Arceneaux - 4144, Jesse	5:00
Breed - 410, Johnny	9:00
Byers - 4439, Timothy	2:00
Cunio - 4104, Josh	16:00
Eastepp - 4208, Hayden	33:00
Francis - 4203, Jay	1:00
Green - 4213, Bruce	1:00
Hansen - 401, Jeremy	26:30
Hansen - 4401, Gabrielle	15:00
Harris - 4216, Nathaniel	2:00
Hurych - 4420, Carolyn	24:00
Kester - 4115, Kevin	15:30
Kester - 4124, Ashley	11:30
Kester - 4125, Claudia	37:30
Kester - 4223, Joshua	2:00
Kirkgard - 4217, Kendall (Brady)	21:00
LaBarbera - 4418, Phillip T	2:00
Longoria - 4205, David	9:00
Lyday - 4110, Randy	60:30
Molfino - 4230, Marcelo	5:50
Parise - 4416, Michael	6:00
Revia, Easton	2:00
Rivett - 4301, Jacob	7:00
Rivett - 4336, Brooke	4:00
Rivett - 4403, Randy	2:00
Rivett - 4436, Jeremiah	4:00
Salles - 4226, Paul	22:30
Sampson - 430, Jared	1:00
Sanders - 402, Casey	68:30
Schwartzenburg, Brandon	4:00
Spacek - 4209, Hunter	16:00
Stacey - 420, David	21:30

Completed and Reviewed classes only. This report pulls training hours from the Training Code Hours field on the Info Page.



Jefferson County Emergency Services District #4



Beaumont, TX

This report was generated on 9/18/2019 4:01:42 PM

Tatroe - 4138, John	17:00
Vasquez - 4111, Angel	15:00
Wade - 440, Scott	10:30
Williams - 421, Thomas	6:20
Winstead - 4131, Mark	30:00
Count of Personnel : 37	Total Agency Training Hours : 536:40

Completed and Reviewed classes only. This report pulls training hours from the Training Code Hours field on the Info Page.



Exhibit C

TEXAS FIRST BANK

Helping Texans Build Texas

www.texasfirst.bank

3000 FM 1764 • La Marque, TX 77568-2452

Return Service Requested

TELEPHONE BANKING
(409) 945-9889 (281) 538-2226
(855) 355-TFBI (8321)

BOOKKEEPING
(409) 948-1993

Page: 1

JEFFERSON COUNTY EMERGENCY
SERVICES DISTRICT No. 4
12880 FM 365 RD
BEAUMONT TX 77705-9682

Account Number: 10229417
Statement Date: 9/02/19
Checks/Items Enclosed: 30

EM

PUBLIC FUNDS TIERED INT. JEFFERSON COUNTY EMERGENCY Acct 10229417
SERVICES DISTRICT No. 4

Beginning Balance	8/01/19	39,422.10	
Deposits / Misc Credits	7	188,399.52	
Withdrawals / Misc Debits	38	65,558.77	
** Ending Balance	8/31/19	162,262.85	**
Service Charge		.00	
Interest Paid Thru 8/31/19		40.24	
Interest Paid Year To Date		928.29	
Annual Percentage Yield Earned		.34%	
Number of Days for A.P.Y.E.		31	
Average Balance for A.P.Y.E.		137,736.77	
Minimum Balance		37,981	
Enclosures		30	

FEE RECAP

	Total for this period	Total year-to-date
Total Overdraft Fees	\$.00	\$.00
Total Returned Item Fees	\$.00	\$.00

DEPOSITS AND OTHER CREDITS

Date	Deposits	Activity Description
8/06	154.12	Deposit
8/06	1,011.33	Deposit
8/06	7,662.41	JEFFERSON COUNTY/PROPTAXPMT 86 ESD #4
8/13	152,099.44	TELEPHONE TRF FR SV 20041885
8/16	26,576.35	Deposit
8/20	855.63	Deposit
8/30	40.24	Interest Paid



Helping Texans Build Texas

www.texasfirst.bank

3000 FM 1764 • La Marque, TX 77568-2452

Return Service Requested

TELEPHONE BANKING
(409) 945-9889 (281) 538-2226
(855) 355-TFB1 (8321)

BOOKKEEPING
(409) 948-1993

Page: 2

JEFFERSON COUNTY EMERGENCY

Account Number: 10229417
Statement Date: 9/02/19

DEBITS AND OTHER WITHDRAWALS

Table with columns: Date, Withdrawals, Activity Description. Rows include VERIZON WIRELESS/PAYMENTS, ENTERGY TEXAS, I/BANK DRAFT, WestJeffersnMWDp/Payment, REPUBLICSERVICES/RSIBILLPAY, VISA/PAYMENT.

CHECKS PAID

* indicates skip in check numbers

Table with columns: Date, Check No., Amount. Rows include checks 3611, 3612, 3613, 3614, 3616*, 3617, 3618, 3619, 3620, 3621, 3622, 3623, 3624, 3625, 3626, 3627, 3629*, 3630, 3631, 3632, 3633, 3634*, 3635, 3636, 3637, 3638, 3639.

TEXAS FIRST BANK

Helping Texans Build Texas

www.texasfirst.bank

3000 FM 1764 • La Marque, TX 77568-2452

Return Service Requested

TELEPHONE BANKING
 (409) 945-9889 (281) 538-2226
 (855) 355-TF81 (8321)

BOOKKEEPING
 (409) 948-1993

Page: 3

JEFFERSON COUNTY EMERGENCY

Account Number: 10229417
 Statement Date: 9/02/19

DAILY BALANCE SUMMARY

Date	Balance	Date	Balance	Date	Balance
8/01	37,981.90	8/16	224,233.55	8/23	211,410.38
8/06	46,809.76	8/19	220,766.55	8/26	164,910.61
8/09	46,650.36	8/20	218,852.49	8/27	164,322.31
8/12	45,947.63	8/21	218,130.69	8/28	163,633.61
8/13	198,047.07	8/22	213,834.53	8/30	162,262.85

PUBLIC FUNDS SAVINGS

JEFFERSON COUNTY EMERGENCY
 SERVICES DISTRICT No. 4

Acct 20041885

Beginning Balance	8/01/19	352,099.44	
Deposits / Misc Credits	1	65.96	
Withdrawals / Misc Debits	1	152,099.44	
** Ending Balance	8/31/19	200,065.96	**
Service Charge		.00	
Interest Paid 8/01/19 - 8/31/19		65.96	
Interest Paid Year To Date		678.88	
Annual Percentage Yield Earned		.30%	
Number of Days for A.P.Y.E.		31	
Average Balance for A.P.Y.E.		258,881.45	
Minimum Balance		200,000	

DEPOSITS AND OTHER CREDITS

Date	Deposits	Activity Description
8/30	65.96	Interest Paid

DEBITS AND OTHER WITHDRAWALS

Date	Withdrawals	Activity Description
8/13	152,099.44	TELEPHONE TRF TO DD 10229417

DAILY BALANCE SUMMARY

Date	Balance	Date	Balance	Date	Balance
8/13	200,000.00	8/30	200,065.96		



Texas First Bank Public Funds Tiered Int. **9417

Available Balance
\$178,368.26

Last Updated: 9/18/2019 8:27 AM

Start Date	End Date	Transaction Type
9/1/2019	31 to 9/18/2019 31	
Description	Min Amount	Max Amount
	\$0.00 to	\$0.00

Check #
to

Apply Filters Reset

Date ▾	Description ▾	Amount ▾
✓ SEP 17 2019	REPUBLICSERVICES/RSIBILLPAY 308622980992 JEFFERSON COUNTY ESD F <i>LaBelle</i>	(\$93.19)
✓ SEP 17 2019	REPUBLICSERVICES/RSIBILLPAY 308622980958 JEFFERSON COUNTY ESD F <i>SANWETT</i>	(\$93.19)
✓ SEP 17 2019	WestJeffersnMWDp/Payment JEFFERSON COUNTY ESD <i>LaBelle</i>	(\$28.55)
✓ SEP 17 2019	WestJeffersnMWDp/Payment JEFFERSON COUNTY EDS <i>SANWETT</i>	(\$28.14)

✓	SEP 17 2019	WestjeffersnMWDp/Payment JEFFERSON CO. ESD 4	<i>check</i>	(\$28.14)
✓	SEP 16 2019	SOUTHERN BROADBA/PURCHASE 409-684-7021 Jefferson County ESD #		(\$114.95)
✓	SEP 10 2019	☰ Deposit		\$5.03
✓	SEP 9 2019	ENTERGY TEXAS, I/BANK DRAFT JEFFERSON COUNTY ESD 4		(\$368.32)
✓	SEP 9 2019	ENTERGY TEXAS, I/BANK DRAFT JEFFERSON COUNTY ESD 4		(\$274.68)
✓	SEP 9 2019	ENTERGY TEXAS, I/BANK DRAFT JEFFERSON COUNTY ESD 4		(\$131.75)
	SEP 5 2019	☰ Check - 3628		(\$203.50)
✓	SEP 5 2019	JEFFERSON COUNTY/PROPTAXPMT 86 ESD #4		\$20,696.06
✓	SEP 4 2019	VERIZON WIRELESS/PAYMENTS 094212557100001 0000000094212557100001		(\$231.27)
	SEP 3 2019	☰ Check - 3615		(\$3,000.00)

Page totals: Credits: [2] **\$20,701.09** | Debits: [12] **(\$4,595.68)**

TEXAS FIRST BANK

Texas First Bank Public Funds Savi... **1885

Available Balance

Last Updated: 9/17/2019 8:12 AM
Available Balance

\$200,065.96

\$200,065.96

Date ▾	Description ▾	Amount ▾
AUG 30 2019	Interest Paid	\$65.96 \$200,065.96
AUG 13 2019	TELEPHONE TRF TO DD 10229417	(\$152,099.44) \$200,000.00
JUL 31 2019	Interest Paid	\$89.69 \$352,099.44
JUN 28 2019	Interest Paid	\$86.78 \$352,009.75
MAY 31 2019	Interest Paid	\$89.65 \$351,922.97
APR 30 2019	Interest Paid	\$86.73 \$351,833.32
MAR 29 2019	Interest Paid	\$89.60 \$351,746.59
FEB 28 2019	Interest Paid	\$80.91 \$351,656.99
JAN 31 2019	Interest Paid	\$89.56 \$351,576.08





P.O. Box 41314
Houston, TX 77241-1314



Account Number 1086255
Statement Date 08/30/2019
Statement Thru Date 09/02/2019
Checks/Items Enclosed 1
Page 1

Return Service Requested
00008378 TA093D08311910395000 01 000000000 00000000 004

Jefferson County Emergency Services
District No 4
12880 FM 365 RD
Beaumont TX 77705-9682

Customer Service Information

Customer Care 281-894-3200
 Lost/Stolen Debit Card 800-500-1044
 Visit Us Online allegiancebank.com

Relationship Summary

Account Type	Balance
DEPOSIT ACCOUNTS	\$225,306.30

BUSINESS HYMMA

Account Number: 1086255

Balance Summary

Beginning Balance as of 08/01/2019	\$251,256.26
+ Deposits and Credits (2)	\$626.39
- Withdrawals and Debits (1)	\$26,576.35
Ending Balance as of 08/31/2019	\$225,306.30
Maintenance Fees for Period	\$0.00
Minimum Balance for Period	\$225,000.00

Earnings Summary

Interest for Period Ending 08/31/2019	\$306.30
Interest Paid Year to Date	\$2,490.26
Annual Percentage Yield Earned (APYE)	1.51%
Average Balance for APYE	\$240,431.42
Number of Days for APYE	31

DEPOSITS AND OTHER CREDITS

Date	Description	Deposits
Aug 01	INT PAID AS OF 7/31/2019	320.09
Aug 30	INTEREST PAID	306.30

CHECKS PAID

* Indicates a Skip in Check Number(s)

Date	Check No.	Amount
Aug 19	102	\$26,576.35

FEE RECAP

	Total For This Period	Total Year-to-Date
Total Overdraft Fees	\$0.00	\$0.00
Total Returned Item Fees	\$0.00	\$0.00

00008378 0034153 0001 0003


Account Number 1086255
Statement Date 08/30/2019
Statement Thru Date 09/02/2019
Page 2

DAILY BALANCE SUMMARY

Date	Balance	Date	Balance	Date	Balance
Aug 01	\$251,576.35	Aug 19	\$225,000.00	Aug 30	\$225,306.30

00008378 0034155 0000-0003

CHECK IMAGES



08/19/2019 Check 102 \$26,576.35

00008378 0034156 0003-0003



Activity - Deposit Accounts

Report created: 09/17/2019 09:11:25 AM (ET)
Account: 113025723 • *6255 • Checking • Checking-6255 • Available \$225,306.30
Date range: 9/1/2019 to 9/17/2019
Transaction types: All transactions
Detail option: Includes transaction detail

113025723 • *6255 • Checking • Checking-6255 • Available \$225,306.30

No items to display



[Welcome](#) [Reports ▼](#) [Transfers and Payments ▼](#) [Account Services ▼](#) [Administration ▼](#)

Activity - deposit accounts

Balances - deposit accounts

Quick Links:

[Stop check payments](#)

Additional Account Information

[Print this page](#)

[View activity](#)

Report created: 09/17/2019 09:08 AM (ET)
Current as of: 09/17/2019

Checking-6255 - Checking - *6255

Account type:	Checking
Interest rate:	1.50%
YTD interest:	\$2,490.26
Interest paid last year:	\$936.10

[How Do I...](#)

[Terms](#)

[FAQs](#)

Exhibit D

Jefferson County Emergency Services District No. 4
Statement of Activities (Modified Cash Basis)
All Locations

	1 Month Ended 8/31/2019 Actual	11 Months Ended 8/31/2019 Actual	Annual Budget	Over (Under) Budget	% of Budget Used to Date
Revenue					
Ad Valorem Taxes	\$ 8,612	\$ 555,424	\$ 560,000	\$ (4,576)	99.18%
EMS Billing	-	2,574	30,000	(27,426)	8.58%
Grants	-	11,158	10,000	1,158	111.58%
Interest Income	1,744	6,832	5,000	1,832	136.64%
Loan Proceeds	-	200,000	200,000	0	100.00%
Other Income	856	5,431	1,500	3,931	362.07%
Sale of Equipment	-	10,137	15,000	(4,863)	67.58%
Total Revenue	<u>11,212</u>	<u>791,556</u>	<u>821,500</u>	<u>(29,944)</u>	<u>96.35%</u>
Operating Expenses					
Accounting	550	14,850	16,000	(1,150)	92.81%
Advertising	-	-	1,000	(1,000)	0.00%
Bank Fees	-	-	150	(150)	0.00%
Cable	-	224	370	(146)	60.54%
Cleaning & Building Maintenance/Repairs	390	8,106	12,000	(3,894)	67.55%
District Manager	2,500	19,000	30,000	(11,000)	63.33%
Dues & Fees	-	1,495	4,000	(2,505)	37.38%
Insurance - VFIS District	-	2,648	2,000	648	132.40%
Interest Expense	7,388	11,699	4,338	7,361	269.69%
Internet	215	1,749	1,350	399	129.56%
Lawn Service	420	3,416	6,000	(2,584)	56.93%
Legal/Professional	4,524	18,241	16,000	2,241	114.01%
Lodging/Meals/Travel & Regist ESD	-	413	3,000	(2,587)	13.77%
Note Payable - Community First National Bank (2019 Spartan)	37,152	37,152	-	37,152	0.00%
Note Payable-Dallas Bank&Trst(3000gal Tanker)	-	30,383	30,383	-	100.00%
Note Payable-First Financial (Mini Pumper)	-	38,930	38,893	37	100.10%
Office Supplies & Postage	(154)	887	1,500	(613)	59.13%
Small Equipment Purchases (less than \$5,000)	-	1,362	-	1,362	0.00%
Tax & Appraisal Fees	949	10,229	13,000	(2,771)	78.68%
Telephone/Cell Phone	797	2,738	2,000	738	136.90%
Utilities	862	3,820	9,600	(5,780)	39.79%
Water & Garbage	275	2,886	4,200	(1,314)	68.71%
Total Operating Expenses	<u>55,868</u>	<u>210,228</u>	<u>195,784</u>	<u>14,444</u>	<u>107.38%</u>

Jefferson County Emergency Services District No. 4
Statement of Activities (Modified Cash Basis)
All Locations

	1 Month Ended 8/31/2019 Actual	11 Months 8/31/2019 Actual	Annual Budget	Over (Under) Budget	% of Budget Used to Date
Emergency Medical Services					
Billing - Admin. Fees	-	170	-	170	0.00%
Billing - Collection Fees	-	245	-	245	0.00%
Equipment (New/Repair/Testing)	643	2,277	2,500	(223)	91.08%
Fuel	63	521	2,000	(1,479)	26.05%
Medical Supplies	800	3,824	6,000	(2,176)	63.73%
Tuition/Reg/Certification/Dues	3,295	7,129	5,000	2,129	142.58%
Vehicle Repair & Maintenance	204	551	2,500	(1,949)	22.04%
Total Emergency Medical Services	<u>5,005</u>	<u>14,717</u>	<u>18,000</u>	<u>(3,283)</u>	<u>81.76%</u>
Fire Services					
Air-Pack SCBA Inspection & Repair	92	1,952	6,000	(4,048)	32.53%
Certification Dues	-	210	600	(390)	35.00%
Dispatch Services/Edispatches	-	21,726	22,000	(274)	98.75%
Equipment, Boots, Gloves-Insp/Repairs	480	3,284	6,500	(3,216)	50.52%
Fire Chief	1,250	12,500	15,000	(2,500)	83.33%
Fire Field Meals	-	263	1,000	(737)	26.30%
Fire Uniforms	245	282	4,000	(3,718)	7.05%
Fuel	290	4,806	6,000	(1,194)	80.10%
Insurance - Prop. & Liab.	27,688	28,712	31,500	(2,788)	91.15%
Insurance - Worker's Compensation	279	3,467	3,000	467	115.57%
Maintenance & Repairs - Radios	10	925	3,000	(2,075)	30.83%
Personal Protection Equipment	-	10,648	15,000	(4,352)	70.99%
Personal Protective Equipment - Inspection	-	1,004	5,000	(3,996)	20.08%
Quartermaster/Station Attendant	651	4,820	9,000	(4,180)	53.56%
Small Equipment Purchases	100	1,395	12,500	(11,105)	11.16%
Software - Firehouse	-	4,336	3,000	1,336	144.53%
Supplies - Fire	17	2,952	10,000	(7,048)	29.52%
Supplies - Hoses/Nozzles/Tarps	-	821	7,500	(6,679)	10.95%
Travel/Lodging/Meals/Trans Expenses	270	2,444	5,000	(2,556)	48.88%
Tuition/Registration	-	-	10,000	(10,000)	0.00%
Vehicle Repair & Maintenance	275	34,748	25,000	9,748	138.99%
Total Fire Services	<u>31,647</u>	<u>141,295</u>	<u>200,600</u>	<u>(59,305)</u>	<u>70.44%</u>
Capital Expenditures					
Ambulance Expenditures	-	23,230	30,000	(6,770)	77.43%
Generator	1,050	12,350	-	12,350	0.00%
Radio Communication Upgrade	-	2,099	12,000	(9,901)	17.49%
SCBA Packs/Replacement Bottles	-	26,725	30,000	(3,275)	89.08%
Training Prop - TX Forest Service	-	-	8,100	(8,100)	0.00%
Vehicles	572	520,120	527,500	(7,380)	98.60%
Total Capital Expenditures	<u>1,622</u>	<u>584,524</u>	<u>607,600</u>	<u>(23,076)</u>	<u>96.20%</u>
Contingency					
Contingency	-	-	20,000	(20,000)	0.00%
Total Contingency	<u>0</u>	<u>0</u>	<u>20,000</u>	<u>(20,000)</u>	<u>0.00%</u>
Total Expenses	<u>94,142</u>	<u>950,764</u>	<u>1,041,984</u>	<u>(91,220)</u>	<u>91.25%</u>
Net Change in Fund Balance	<u>\$ (82,930)</u>	<u>\$ (159,208)</u>	<u>\$ (220,484)</u>		

Exhibit E

.....

	12 Months Ended 9/30/19 (Cash Basis)	2018-19 Approved Budget (9/17/18)	2018-19 Proposed Amended Budget	Increase or (Decrease) in Budget
ESTIMATED FUND BALANCE AT BEGINNING OF YEAR		\$ 750,000	\$ 750,000	
REVENUE				
JCESD No. 4 -- Ad Valorem Tax	\$ 580,471	\$ 560,000	585,000	25,000
EMS Billing	2,574	30,000	3,500	(26,500)
Proceeds from Loan on New Vehicle	200,000	200,000	200,000	-
Grants	11,158	10,000	12,000	2,000
Interest Income	6,832	5,000	7,000	2,000
Other Income	5,431	1,500	5,500	4,000
Sale of Equipment	10,137	15,000	15,000	-
JCESD NO. 4 TOTAL REVENUE	816,603	821,500	828,000	6,500
EXPENSES				
DISTRICT OPERATING EXPENSES				
Accounting	15,400	16,000	16,000	-
Administrative Assistant	-	-	-	-
Advertising	-	1,000	1,000	-
Bank Fees	-	150	150	-
Cable	224	370	370	-
Cleaning & Building Maintenance	8,499	12,000	10,000	(2,000)
District Manager	21,500	30,000	30,000	-
Dues & Fees	1,495	4,000	4,000	-
Insurance - VFIS District	2,648	2,000	2,800	800
Internet	1,864	1,350	2,000	650
Lawn Service	3,836	6,000	4,000	(2,000)
Legal/Professional	21,966	16,000	24,000	8,000
Lodging/Meals/Travel/Regist - ESD	413	3,000	1,500	(1,500)
Office Supplies and Small Equipment (Computer & Printer)	887	1,500	1,500	-
Payroll Tax Expense	-	-	0	-
Small Equipment Purchases < \$5,000	1,362	-	1,500	1,500
Tax & Appraisal Fees	15,943	13,000	16,000	3,000
Telephone/Cell Service	2,931	2,000	3,200	1,200
Utilities	4,595	9,600	5,500	(4,100)
Water & Garbage	2,886	4,200	4,200	-

	12 Months Ended 9/30/19 (Cash Basis)	2018-19 Approved Budget (9/17/18)	2018-19 Proposed Amended Budget	Increase or (Decrease) in Budget
Total Operating Expenses	106,449	122,170	127,720	5,550
Emergency Medical Services				
Billing - Admin. Fees	174	-	200	200
Billing - Collection Fees	245	-	300	300
Equipment (New/Repair/Testing)	2,315	2,500	2,500	-
Medical Supplies	3,824	6,000	6,000	-
Tuition/Reg/Certification/Dues	7,129	5,000	7,200	2,200
Vehicle Repair & Maintenance	2,021	2,500	2,500	-
Fuel	595	2,000	2,000	-
Total Emergency Medical Services	16,303	18,000	20,700	2,700
Emergency Fire Services				
Certification Dues	210	600	600	-
Edispatching & Dispatching Services	21,726	22,000	22,000	-
Equipment -Insp/Repairs	7,342	6,500	6,500	-
Fire Chief	13,750	15,000	15,000	-
Fire Field Meals	263	1,000	1,000	-
Fire Uniforms	282	4,000	4,000	-
Fuel - Fire	5,121	6,000	6,000	-
Insurance - Property & Liability	28,712	31,500	31,500	-
Insurance - Worker's Compensation	3,467	3,000	3,500	500
Maintenance & Repairs - Radios	925	3,000	3,000	-
Personal Protection Equipment	10,648	15,000	15,000	-
Personal Protection Equipment-Inspection	1,004	5,000	5,000	-
Quarter Master/Station Attendant	5,246	9,000	9,000	-
Small Equipment Purchases	1,660	12,500	12,500	-
Software -(Change from Firehouse) to Emer Reporting	4,336	3,000	4,500	1,500
Supplies - Fire	3,010	10,000	10,000	-
Supplies - Hoses / Nozzles / Tarps	821	7,500	7,500	-
Training & Materials/Tuition & Registration	-	10,000	10,000	-
Travel/Lodging/Meals/Trans Expenses	2,444	5,000	5,000	-
Vehicle Repair & Maintenance	34,748	25,000	25,000	-
Air Pack SCBA Inspection & Repair	2,462	6,000	6,000	-

	12 Months Ended 9/30/19 (Cash Basis)	2018-19 Approved Budget (9/17/18)	2018-19 Proposed Amended Budget	Increase or (Decrease) in Budget
Total Emergency Fire Services	148,177	200,600	202,600	2,000
Capital Expenditures				
Folding Tan Tanker 42 - Dump Truck		7,500	0	
Complete SCBA (6 to 7)	26,725	30,000	30,000	
Radio Equipment/Pager	2,099	12,000	12,000	
Training Prop - TX Forest Svc	-	8,100	8,100	
Cardia Monitor (ZOLL)	23,230	30,000	30,000	
Engine 42 replacement Rescue Pumper	520,329	520,000	527,500	
Generator	24,484	-	25,000	
Camera Security System - Station 1	5,931	-	6,000	
Area & Flag Pole Lighting - Station 1	5,189	-	5,200	
Total Capital Expenditures	607,987	607,600	643,800	36,200
Note Payable - First Financial Bank - Mini-Pumper	38,930	38,893	38,893	-
Note Payable - Government Capital (3000 Gal Tanker)	30,383	30,383	30,383	-
Note Payable - Community First National (2019 Spartan)	37,152	-	37,152	37,152
Interest Expense	11,699	4,338	12,000	7,662
Total Principle and Interest Payments	118,164	73,614	118,428	44,814
Contingency				
Contingency	-	20,000	20,000	-
Total Contingency	-	20,000	20,000	-
JCESD No. 4 TOTAL EXPENSES	997,080	1,041,984	1,133,248	\$ 91,264
NET INCREASE (DECREASE) IN FUND BALANCE	\$ (180,477)	\$ (220,484)	(305,248)	
ESTIMATED FUND BALANCE AS OF 9/30/19			\$ 444,752	

Exhibit F

Jefferson County Emergency Services District No. 4

Check List

Texas First Bank - Checking
August 20, 2019 - September 18, 2019

Check Number	Check Date	Payee	Amount
Vendor Checks			
3640	09/16/19	John F. Breed	17.30
3641	09/16/19	Allied Breathing Air, LLC	509.78
3642	09/16/19	Axcess Hose & Ladder Co., Inc.	3,123.00
3643	09/16/19	Benckenstein & Oxford, L.L.P.	2,925.00
3644	09/16/19	Delta Industrial Service and Supply	735.84
3645	09/16/19	Green Acres Grocery, Inc.	157.25
3646	09/16/19	Jeremy D. Hansen	1,250.00
3647	09/16/19	Health Claims Plus, dba of J&M Neal, Inc.	4.41
3648	09/16/19	Joshua C. Heinz	400.00
3649	09/16/19	Jefferson County Appraisal District	1,369.19
3650	09/16/19	JPL Electric, LLC	12,134.04
3651	09/16/19	Patrick L. Larson	2,500.00
3652	09/16/19	Love's Travel Stops & Country Stores	232.48
3653	09/16/19	Randy Lyday	45.00
3654	09/16/19	Maverick Communications, Inc	5,930.83
3655	09/16/19	M & D Supply, Inc.	295.89
3656	09/16/19	Metro Fire Apparatus Specialists, Inc.	209.00
3657	09/16/19	NEWTRON BEAUMONT, LLC	5,189.00
3658	09/16/19	Hubert Oxford, IV	400.00
3659	09/16/19	Mary Ellen Robertson, CPA	550.00
3660	09/16/19	Rollins Truck & Trailer Repair, LLC	1,470.45
3661	09/16/19	David M. Stacey, Jr.	402.22
3662	09/16/19	Joyce M. Stacey	380.00
3663	09/16/19	TEXAS FIRE AND RESCUE TOOLS	200.00
3664	09/16/19	Unlimited Lawn Care DBA of D-S Landscape	420.00
Vendor Check Total			40,850.68
Check List Total			40,850.68

Check count = 25

Jefferson County Emergency Services District No. 4

Bank Account Register

Texas First Bank - Checking
August 20, 2019 - September 18, 2019

Date	Reference	Payee ID	Description	Checks/ Payments	Deposits/ Additions	Balance
08/20/19			Beginning Balance			158,967.93
			VFIS/Glatfelter Claims - Insurance Claim for Damages to E43 (\$1,355.63 minus \$500 Deductable)		855.63	159,823.56
08/26/19		VISA5904	VISA	109.74		159,713.82
08/26/19		VISA 8924	VISA	779.18		158,934.64
08/30/19			Interest for Month of August for Texas 1st Checking Account		40.24	158,974.88
09/04/19		VERIZON	Verizon Wireless	231.27		158,743.61
09/05/19			Jefferson County Tax Collections August 2019		20,696.06	179,439.67
09/09/19		ENTERGY	ENTERGY	368.32		179,071.35
09/09/19		ENTERGY	ENTERGY	274.68		178,796.67
09/09/19		ENTERGY	ENTERGY	131.75		178,664.92
09/10/19			District Clerk - Excess Proceeds Sheriff's Sale - Ray Kenneth Babin et al		5.03	178,669.95
09/16/19		SOUTHERNBB	SOUTHERN BROADBAND	114.95		178,555.00
09/16/19	3640	JBREED	John F. Breed	17.30		178,537.70
09/16/19	3641	ALLIED BA	Allied Breathing Air, LLC	509.78		178,027.92
09/16/19	3642	AXCESS	Access Hose & Ladder Co., Inc.	3,123.00		174,904.92
09/16/19	3643	BENCK	Benckenstein & Oxford, L.L.P.	2,925.00		171,979.92
09/16/19	3644	DELTA	Delta Industrial Service and Supply	735.84		171,244.08
09/16/19	3645	GREENACRES	Green Acres Grocery, Inc.	157.25		171,086.83
09/16/19	3646	HANSEN	Jeremy D. Hansen	1,250.00		169,836.83
09/16/19	3647	HCPlus	Health Claims Plus, dba of J&M Neal, Inc.	4.41		169,832.42
09/16/19	3648	HEINZ	Joshua C. Heinz	400.00		169,432.42
09/16/19	3649	JCAPPRASAL	Jefferson County Appraisal District	1,369.19		168,063.23
09/16/19	3650	JPL	JPL Electric, LLC	12,134.04		155,929.19
09/16/19	3651	PLARSON	Patrick L. Larson	2,500.00		153,429.19
09/16/19	3652	LOVES	Love's Travel Stops & Country Stores	232.48		153,196.71
09/16/19	3653	LYDAY	Randy Lyday	45.00		153,151.71
09/16/19	3654	MAVERICK	Maverick Communications, Inc	5,930.83		147,220.88
09/16/19	3655	M&DSUPPLY	M & D Supply, Inc.	295.89		146,924.99
09/16/19	3656	METROFIRE	Metro Fire Apparatus Specialists, Inc.	209.00		146,715.99
09/16/19	3657	NEWTRON	NEWTRON BEAUMONT, LLC	5,189.00		141,526.99
09/16/19	3658	OXFORD	Hubert Oxford, IV	400.00		141,126.99
09/16/19	3659	MER1099	Mary Ellen Robertson, CPA	550.00		140,576.99
09/16/19	3660	ROLLINS	Rollins Truck & Trailer Repair, LLC	1,470.45		139,106.54
09/16/19	3661	STACEY	David M. Stacey, Jr.	402.22		138,704.32
09/16/19	3662	JOYCES	Joyce M. Stacey	380.00		138,324.32
09/16/19	3663	TEXAS FIRE	TEXAS FIRE AND RESCUE TOOLS	200.00		138,124.32
09/16/19	3664	UNLIMITED	Unlimited Lawn Care DBA of D-S Landscape	420.00		137,704.32
09/17/19		REPUBLIC	REPUBLIC SERVICES #862	93.19		137,611.13
09/17/19		REPUBLIC	REPUBLIC SERVICES #862	93.19		137,517.94
09/17/19		WJEFFCTYMWD	W. Jefferson Co. M.W.D	28.55		137,489.39
09/17/19		WJEFFCTYMWD	W. Jefferson Co. M.W.D	28.14		137,461.25
09/17/19		WJEFFCTYMWD	W. Jefferson Co. M.W.D	28.14		137,433.11
			Totals	43,131.78	21,596.96	137,433.11

Transaction count = 41

Jefferson County Emergency Services District No. 4

Bank Account Register

Texas First Bank - Savings
August 20, 2019 - September 18, 2019

Date	Reference	Description	Checks/ Payments	Deposits/ Additions	Balance
08/30/19		Beginning Balance Interest for Month of August - Texas 1st Savings Account		65.96	200,000.00 200,065.96
		Totals	<u>0.00</u>	<u>65.96</u>	<u>200,065.96</u>

Transaction count = 1

Jefferson County Emergency Services District No. 4

Bank Account Register

Allegiance Bank Money Market
August 20, 2019 - September 18, 2019

Date	Reference	Payee ID	Description	Checks/ Payments	Deposits/ Additions	Balance
08/30/19			Beginning Balance Allegiance Bank - Interest on Money Market Acct - Month of August		306.30	225,000.00 225,306.30
			Totals	<u>0.00</u>	<u>306.30</u>	<u>225,306.30</u>

Transaction count = 1

Exhibit G

RESOLUTION ADOPTING BUDGET

THE STATE OF TEXAS §
 §
COUNTY OF JEFFERSON §

BE IT RESOLVED BY THE BOARD OF EMERGENCY SERVICES COMMISSIONERS OF JEFFERSON COUNTY EMERGENCY SERVICES DISTRICT NO. 4 THAT:

WHEREAS, the Board of Emergency Services Commissioners of Jefferson County Emergency Services District No. 4 (the "District") has projected the operating expenses and revenues for the District for the period October 1, 2019 through September 30, 2020;


NOW, THEREFORE, KNOW ALL MEN BY THESE PRESENTS:

Section 1. That the Operating Budget attached hereto as **Exhibit "A"** is hereby adopted.

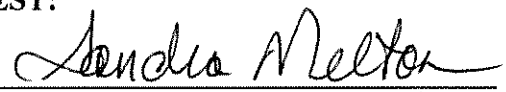
Section 2. That the Secretary of the Board of Directors is hereby directed to file a copy of this Resolution Adopting Budget in the official records of the District.

ADOPTED this 18th day of September 2019;

**JEFFERSON COUNTY EMERGENCY
SERVICES DISTRICT NO. 4**

By:  _____
Jeff Roebuck, President
Board of Emergency Services Commissioners

ATTEST:



~~Randy Walston, Secretary~~ Sandra Melton, Treasurer
Board of Emergency Services Commissioners

Exhibit A

	Actual for Year-Ended 9/30/18 (Cash Basis)	12 Months Ended 9/30/19 (Cash Basis)	2018-19 Approved Budget (9/17/18)	2019-20 Proposed Budget	Increase or (Decrease) in Budget over Prior Year	NOTES
ESTIMATED FUND BALANCE AT BEGINNING OF YEAR				\$ 569,523		Estimated beginning fund balance
REVENUE						
JCESD No. 4 – Ad Valorem Tax (Includes prior year collection)	\$ 559,329	\$ 580,471	\$ 560,000	\$ 565,000	\$ 5,000	Effective Tax Rate .076438xBase739,933,748
EMS Billing	-	2,574	30,000	10,000	(20,000)	
Proceeds from Loan on New Vehicle	-	200,000	200,000	-	(200,000)	
Grants	-	11,158	10,000	10,000	-	
Interest Income	2,245	6,832	5,000	6,500	1,500	
Other Income	187,393	5,431	1,500	1,500	-	
Sale of Equipment	-	10,137	15,000	135,000	120,000	
JCESD NO. 4 TOTAL REVENUE	748,967	816,603	821,500	728,000	(93,500)	Decrease in budgeted income due to loan proceeds offset by sale of assets
EXPENSES						
DISTRICT OPERATING EXPENSES						
Accounting	15,541	15,400	16,000	16,000	-	
Administrative Assistant	4,850	-	-	-	-	
Advertising	-	-	1,000	1,000	-	
Bank Fees	59	-	150	100	(50)	
Cable	410	224	370	0	(370)	
Cleaning & Building Maintenance	13,418	6,499	17,000	20,000	3,000	
District Manager	19,841	21,500	30,000	30,000	-	
Dues & Fees	309	1,495	4,000	4,000	-	
Insurance - VFIS District	28,320	2,648	2,000	2,800	800	Board Only
Internet	1,100	1,864	1,350	2,700	1,350	
Lawn Service	4,500	3,836	6,000	7,000	1,000	
Legal/Professional	17,251	21,966	16,000	16,000	-	
Lodging/Meals/Travel/Regist - ESD	930	413	3,000	3,000	-	Galveston-February Bd Training
Office Supplies and Small Equipment (Computer & Printer)	2,760	887	1,500	1,500	-	
Payroll Tax Expense	405	-	-	0	-	
Small Equipment Purchases < \$5,000	2,063	1,362	-	500	500	Admin
Tax & Appraisal Fees	16,546	15,343	13,000	15,000	2,000	
Telephone/Cell Service	1,603	2,931	2,000	2,000	-	
Utilities	10,898	4,595	9,600	8,000	(1,600)	
Water & Garbage	4,464	2,886	4,200	4,000	(200)	
Total Operating Expenses	144,868	106,449	122,170	133,600	11,430	Net increase in admin budget
Emergency Medical Services						
Billing - Admin. Fees	-	174	-	500	500	
Billing - Collection Fees	-	245	-	1,000	1,000	
Equipment (New/Repair/Testing)	14,699	2,315	2,500	6,500	4,000	EMS Only
Medical Supplies	763	3,824	6,000	6,000	-	
Tuition/Reg/Certification/Dues	115	7,129	5,000	10,000	5,000	
Vehicle Repair & Maintenance	-	2,021	2,500	5,000	2,500	
Fuel	-	595	2,000	2,000	-	
Software Service (Smart Phone App)	-	-	-	2,500	2,500	Software Application
Data/Connectivity (Phone)	-	-	-	500	500	
Total Emergency Medical Services	15,577	16,303	18,000	34,000	15,500	Net Increase in EMS budget

	Actual for Year-Ended 9/30/18 (Cash Basis)	12 Months Ended 9/30/19 (Cash Basis)	2018-19 Approved Budget (9/17/18)	2019-20 Proposed Budget	Increase or (Decrease) in Budget over Prior Year	NOTES
Emergency Fire Services						
Certification Dues	475	210	600	1,000	400	\$50 Per Person
Edispatching & Dispatching Services	21,989	21,726	22,000	22,000	-	
Equipment - Insp/Repairs	4,718	7,342	6,500	6,500	-	
Fire Chief	14,079	13,750	15,000	15,000	-	
Fire Field Meals	874	263	1,000	1,000	-	
Fire Uniforms	1,639	282	4,000	4,000	-	
Fuel - Fire	6,150	5,121	6,000	6,000	-	
Insurance - Property & Liability	-	28,712	31,500	31,500	-	
Insurance - Worker's Compensation	2,860	3,467	3,000	3,500	600	
Maintenance & Repairs - Radios	4,181	925	3,000	1,500	(1,500)	
Payroll Tax Expense	-	-	-	0	-	
Personal Protection Equipment	7,878	10,648	15,000	25,000	10,000	Includes air packs
Personal Protection Equipment-Inspection	4,657	1,004	5,000	3,000	(2,000)	
Quarter Master/Station Attendant	3,665	5,246	9,000	13,000	4,000	Request to increase hours
Small Equipment Purchases	-	1,660	12,500	17,300	4,800	Includes hose/bed covers Enlg 41,43 Tanker
Software - (Change from Firehouse) to Emer Reporting	-	4,336	3,000	3,000	-	Records Mgmt
Supplies - Fire	6,054	3,010	10,000	7,500	(2,500)	
Supplies - Hoses / Nozzles / Tarps	64	821	7,500	7,500	-	
Training & Materials/Tuition & Registration	10,474	-	10,000	10,000	-	
Travel/Lodging/Meals/Trans Expenses	280	2,444	5,000	5,000	-	
Vehicle Repair & Maintenance	25,981	34,748	25,000	27,500	2,500	
Air Pack SCBA Inspection & Repair	-	2,462	6,000	6,000	-	
Total Emergency Fire Services	116,018	148,177	200,600	216,900	16,300	Net increase in Emer Fire Svcs
Capital Expenditures						
Folding Tan Tanker 42 - Dump Truck	-	-	7,500	0		
Complete SCBA (6 to 7)	-	26,725	30,000	0		
Radio Equipment/Pager	-	2,099	12,000	28,000		
Training Prop - TX Forest Svc	-	-	8,100	0		
Cardia Monitor (ZOLL)	-	33,230	30,000	0		
Engine 42 replacement Rescue Pumper	-	520,329	520,000	0		
Generator	-	24,484	-	-		
Camera Security System - Station 1	-	5,931	-	0		
Area & Flag Pole Lighting - Station 1	-	5,189	-	0		
Four Backup Cameras	-	-	-	10,000		
Thermal Camera	-	-	-	10,000		
LMTV Improvements	-	-	-	10,000		
Improvements Engine E43 - Hose/Reflectors Storage	-	-	-	12,500		
Building Improvements - LaBelle	-	-	-	18,000		
Total Capital Expenditures	-	607,987	607,600	88,500	(519,100)	Net decrease in Capital Expenditures
Note Payable - First Financial Bank - Mini-Pumper	36,999	38,930	38,893	39,939	1,046	
Note Payable - Government Capital (3000 Gal Tanker)	29,677	30,383	30,383	31,106	723	
Note Payable - Community First National (2019 Spartan)	-	37,152	-	38,524	38,524	
Interest Expense	6,939	11,699	4,338	8,586	4,248	
Total Principle and Interest Payments	73,615	118,164	73,614	118,155	44,541	Net increase in Note Payable mainly due to the note on 2019 Spartan purchased in 10/19 year
Contingency						
Contingency	3,650	-	20,000	20,000	-	Possibly cost of sales tax etc.
Total Contingency	3,650	-	20,000	20,000	-	

	Actual for Year-Ended 9/30/18 (Cash Basis)	12 Months Ended 9/30/19 (Cash Basis)	2018-19 Approved Budget (9/17/18)	2019-20 Proposed Budget	Increase or (Decrease) in Budget over Prior Year	NOTES
JCESD No. 4 TOTAL EXPENSES	353,728	997,080	1,041,984	611,155	\$ (430,829)	Net decrease in budget over prior year.
NET INCREASE (DECREASE) IN FUND BALANCE	\$ 395,239	\$ (180,477)	\$ (220,484)	116,845		Net Positive Increase in fund balance budgeted in 2019-20
ESTIMATED FUND BALANCE AS OF 9/30/20				\$ 685,368		Estimated Fund balance at 9/30/20.

CERTIFICATE FOR RESOLUTION

THE STATE OF TEXAS §
 §
COUNTY OF JEFFERSON §

The undersigned officer of the Board of Commissioners of Jefferson County Emergency Services District No. 4 hereby certifies as follows:

1. The Board of Commissioners of Jefferson County Emergency Services District No. 4 convened in a regular meeting on the 18th day of September 2019, at the District's administrative office, located at the Labelle fire station, 12880 FM 365, Beaumont, Texas 77705, and the roll was called of the duly constituted officers and members of the Board, to wit:

- Jeff Roebuck - President
- Charlie Reneau - Vice President
- Randy Walston - Secretary
- Sandra Melton - Treasurer
- Robert Bordes - Assistant Treasurer

and all of said Commissioners were present, except Commissioners (s) Secretary Walston and Assistant Treasurer Bordes, thus constituting a quorum. Whereupon, among other business, the following was transacted at the meeting:

RESOLUTION ADOPTING BUDGET

was introduced for the consideration of the Board. It was then duly moved and seconded that the Resolution be adopted, and, after due discussion, the motion, carrying with it the adoption of the Resolution, prevailed and carried by majority of the Board.

2. A true, full and correct copy of the Resolution adopted at the meeting described in the above paragraph is attached to this certificate; the Resolution has been duly recorded in the Board's minutes of the meeting; the persons named in the above and foregoing paragraph are the duly chosen, qualified and acting officers and members of the Board as indicated therein, each of the officers and members of the Board was duly and sufficiently notified officially and personally, in advance, of the time, place and purpose of the aforesaid meeting, and that the Resolution would be introduced and considered for adoption at the meeting, and each of the officers and members consented, in advance, to the holding of the meeting for such purpose; the meeting was open to the public as required by law; and public notice of the time, place and subject to the meeting was given as required by Chapter 551 of the Government Code.

SIGNED AND SEALED this 18th day of September 2019.

Sandra Melton
Randy Walston, Secretary ~~Sandra Melton, Treasurer~~
Board of Commissioners

THE STATE OF TEXAS §
 §
COUNTY OF JEFFERSON §

~~Sandra Melton, Treasurer~~
~~Randy Walston, Secretary~~ This instrument was acknowledged before me on this 18th day of September 2019, by
Randy Walston, Secretary of the Board of Commissioners of Jefferson County Emergency
Services District No. 4, on behalf of said District.

(seal)

[Signature]
Notary Public Signature





Exhibit H

RESOLUTION

BE IT RESOLVED PURSUANT TO THE TEXAS PROPERTY TAX CODE, SECTION 26.09, THAT THE BOARD OF COMMISSIONERS FOR THE JEFFERSON COUNTY EMERGENCY SERVICES DISTRICT NO. 4 HEREBY APPROVE THE 2019 TAX ROLL THIS 10th DAY OF SEPTEMBER 2019.


**Jefferson County Emergency Services
District No. 4**



Jeff Roebuck
Board President

Sworn to and subscribed before me, the undersigned authority, this 10th day of September 2019.



Notary Public, State of Texas


STATE OF TEXAS

COUNTY OF JEFFERSON

CERTIFICATION OF 2019 APPRAISAL ROLL FOR Emergency Services District #4

I, Angela Bellard, Chief Appraiser for the Jefferson Central Appraisal District, solemnly swear that the attached is that portion of the approved Appraisal Roll of the Jefferson Central Appraisal District that lists property taxable by and constitutes the appraisal roll for Emergency Services District #4.

July 19, 2019
Date



Angela Bellard, RPA, RES, AAS
Chief Appraiser
Jefferson Central Appraisal District

2019 APPRAISAL ROLL INFORMATION

2019 Market Value	\$1,040,273,512
2019 Taxable Value	\$739,993,748

2019 CERTIFIED TOTALS

586 - JEFFERSON COUNTY ESD #4

Property Count: 10,131

Grand Totals

7/19/2019

2:39:03PM

Land		Value		
Homesite:		54,296,563		
Non Homesite:		81,196,646		
Ag Market:		106,204,440		
Timber Market:		7,758,380	Total Land	(+) 249,456,029
Improvement		Value		
Homesite:		334,158,067		
Non Homesite:		259,477,003	Total Improvements	(+) 593,635,070
Non Real		Count	Value	
Personal Property:	566		167,248,703	
Mineral Property:	695		29,933,710	
Autos:	0		0	
			Total Non Real	(+) 197,182,413
			Market Value	= 1,040,273,512
Ag		Non Exempt	Exempt	
Total Productivity Market:	111,640,880		2,321,940	
Ag Use:	11,094,060		638,650	Productivity Loss (-) 99,690,854
Timber Use:	855,966		0	Appraised Value = 940,582,658
Productivity Loss:	99,690,854		1,683,290	Homestead Cap (-) 965,219
				Assessed Value = 939,617,439
				Total Exemptions Amount (-) 199,623,691 (Breakdown on Next Page)
				Net Taxable = 739,993,748

APPROXIMATE TOTAL LEVY = NET TAXABLE * (TAX RATE / 100)
 601,548.32 = 739,993,748 * (0.081291 / 100)

Tax Increment Finance Value: 0
 Tax Increment Finance Levy: 0.00

2019 CERTIFIED TOTALS

Property Count: 10,131

586 - JEFFERSON COUNTY ESD #4
Grand Totals

7/19/2019

2:39:10PM

Exemption Breakdown

Exemption	Count	Local	State	Total
DV1	10	0	45,000	45,000
DV2	10	0	72,000	72,000
DV3	3	0	30,000	30,000
DV4	41	0	415,680	415,680
DVHS	26	0	4,076,242	4,076,242
DVHSS	1	0	338,770	338,770
EX-XU	2	0	32,550	32,550
EX-XV	373	0	191,796,881	191,796,881
EX-XV (Prorated)	1	0	10,759	10,759
EX366	41	0	9,303	9,303
FR	3	2,628,306	0	2,628,306
PC	2	168,200	0	168,200
Totals		2,796,506	196,827,185	199,623,691

2019 CERTIFIED TOTALS

Property Count: 10,131

586 - JEFFERSON COUNTY ESD #4
Grand Totals

7/19/2019 2:39:10PM

State Category Breakdown

State Code	Description	Count	Acres	New Value	Market Value	Taxable Value
A	SINGLE FAMILY RESIDENCE	3,361		\$9,884,980	\$419,782,590	\$414,286,901
B	MULTIFAMILY RESIDENCE	7		\$0	\$2,761,350	\$2,761,350
C1	VACANT LOTS AND LAND TRACTS	2,243		\$0	\$23,102,609	\$23,102,609
D1	QUALIFIED AG LAND	1,441	109,930.2274	\$0	\$111,640,880	\$11,950,026
D2	NON-QUALIFIED LAND	146		\$247,550	\$2,914,999	\$2,914,999
E	FARM OR RANCH IMPROVEMENT	984	13,326.9116	\$1,544,920	\$69,508,699	\$69,076,032
F1	COMMERCIAL REAL PROPERTY	205		\$422,040	\$53,205,633	\$53,204,481
F2	INDUSTRIAL REAL PROPERTY	15		\$0	\$7,532,980	\$7,532,980
G1	OIL AND GAS	666		\$0	\$29,710,696	\$29,710,696
J2	GAS DISTRIBUTION SYSTEM	1		\$0	\$480	\$480
J3	ELECTRIC COMPANY (INCLUDING C	31		\$0	\$94,500	\$94,500
J4	TELEPHONE COMPANY (INCLUDI	2		\$0	\$96,820	\$96,820
J5	RAILROAD	1		\$0	\$5,840	\$5,840
J6	PIPELAND COMPANY	13		\$0	\$44,487,480	\$44,487,480
J8	OTHER TYPE OF UTILITY	26		\$0	\$2,783,470	\$2,783,470
L1	COMMERCIAL PERSONAL PROPE	495		\$0	\$56,000,943	\$56,000,841
L2	INDUSTRIAL PERSONAL PROPERT	17		\$0	\$19,113,280	\$16,316,876
M1	TANGIBLE OTHER PERSONAL, MOB	235		\$590,440	\$4,999,760	\$4,986,357
O	RESIDENTIAL INVENTORY	9		\$0	\$197,950	\$197,950
S	SPECIAL INVENTORY TAX	2		\$0	\$483,060	\$483,060
X	TOTALLY EXEMPT PROPERTY	417		\$0	\$191,849,493	\$0
	Totals		123,257.1390	\$12,689,930	\$1,040,273,512	\$739,993,748

2019 CERTIFIED TOTALS

Property Count: 10,131

586 - JEFFERSON COUNTY ESD #4

Grand Totals

7/19/2019 2:39:10PM

CAD State Category Breakdown

State Code	Description	Count	Acres	New Value	Market Value	Taxable Value
A1	REAL, RESIDENTIAL, SINGLE-FAMILY	2,728		\$8,339,010	\$404,993,275	\$399,940,327
A2	REAL, RESIDENTIAL, MOBILE HOME	87		\$96,530	\$3,067,000	\$2,924,108
A7	REAL/RES/MH 5 AC/LESS-BY OWNER	546		\$1,449,440	\$11,722,315	\$11,422,466
B1	REAL, RESIDENTIAL, APARTMENTS	3		\$0	\$2,258,680	\$2,258,680
B2	REAL, RESIDENTIAL, DUPLEXES	4		\$0	\$502,670	\$502,670
C1	REAL, VACANT PLATTED RESIDENTI	2,224		\$0	\$22,398,229	\$22,398,229
C2	REAL, VACANT PLATTED COMMERCIAL	19		\$0	\$704,380	\$704,380
D1	REAL, ACREAGE, RANGELAND	1,625	110,700.0991	\$0	\$112,159,677	\$12,468,823
D2	REAL, ACREAGE, TIMBERLAND	146		\$247,550	\$2,914,999	\$2,914,999
D3	REAL, ACREAGE, FARMLAND	68		\$823,730	\$9,117,911	\$9,116,071
D4	REAL, ACREAGE, UNDEVELOPED LA	489		\$0	\$13,573,641	\$13,573,641
D5	UNFILLED LAND	3		\$0	\$21,580	\$21,580
D6	INDUSTRIAL LARGER TRACT(MARSH	1		\$0	\$1,220	\$1,220
E1	REAL, FARM/RANCH, HOUSE	194		\$590,890	\$44,205,690	\$43,883,224
E2	REAL, FARM/RANCH, MOBILE HOME	1		\$0	\$186,940	\$186,940
E7	MH ON REAL PROP (5 AC/MORE) MH	44		\$130,300	\$1,882,920	\$1,774,559
F1	REAL, Commercial	205		\$422,040	\$53,205,633	\$53,204,481
F2	REAL, Industrial	6		\$0	\$5,539,720	\$5,539,720
F5	OPERATING UNITS ACREAGE	9		\$0	\$1,993,260	\$1,993,260
G1	OIL AND GAS	666		\$0	\$29,710,696	\$29,710,696
J2	REAL & TANGIBLE PERSONAL, UTILI	1		\$0	\$480	\$480
J3	REAL & TANGIBLE PERSONAL, UTILI	31		\$0	\$94,500	\$94,500
J4	REAL & TANGIBLE PERSONAL, UTILI	2		\$0	\$96,820	\$96,820
J5	REAL & TANGIBLE PERSONAL, UTILI	1		\$0	\$5,840	\$5,840
J6	REAL & TANGIBLE PERSONAL, UTILI	13		\$0	\$44,487,480	\$44,487,480
J8	REAL & TANGIBLE PERSONAL, UTILI	26		\$0	\$2,783,470	\$2,783,470
L1	TANGIBLE, PERSONAL PROPERTY, C	495		\$0	\$56,000,943	\$56,000,841
L2	TANGIBLE, PERSONAL PROPERTY, I	17		\$0	\$19,113,280	\$16,316,876
M1	TANGIBLE OTHER PERSONAL, MOBI	235		\$590,440	\$4,999,760	\$4,986,357
O1	INVENTORY, VACANT RES LAND	9		\$0	\$197,950	\$197,950
S	SPECIAL INVENTORY	2		\$0	\$483,060	\$483,060
X		417		\$0	\$191,849,493	\$0
Totals			110,700.0991	\$12,689,930	\$1,040,273,512	\$739,993,748

Exhibit I

ORDER LEVYING TAXES

THE STATE OF TEXAS §
 §
COUNTY OF JEFFERSON §

WHEREAS, the appraisal roll of Jefferson County Emergency Services District No. 4 (the "District") for 2019 has been prepared and certified by the appraiser for the District and submitted to the District and its tax assessor/collector; and

WHEREAS, based on the certified appraisal roll for the District, dated July 19, 2019, and the tax rate calculation worksheet for the District, dated July 31, 2019, which were submitted to the Board of Emergency Services Commissioners of the District by the Chief Appraiser for the Jefferson County Appraisal District and the Jefferson County Tax Assessor/Collector, respectively, the total taxable value of property is \$739,993,748; and

WHEREAS, based upon the certified appraisal roll and the tax rate calculation worksheet, the employee or officer designated by the Board of Emergency Services Commissioners of the District has calculated a tax rate to be levied for 2019 sufficient to provide tax revenues to meet the District's obligations;

NOW, THEREFORE, BE IT ORDERED BY THE BOARD OF EMERGENCY SERVICE COMMISSIONERS OF JEFFERSON COUNTY EMERGENCY SERVICES DISTRICT NO. 4 THAT:

Section 1. The District has previously adopted a budget for the upcoming fiscal year, which will be funded from the revenues generated by the tax rate established in this order levying taxes.

Section 2. There is levied an ad valorem tax of \$0.076438 on each \$100.00 of taxable property within the District in order to provide funds for maintenance and operating purposes.

Section 3. All taxes collected pursuant to this levy, after paying costs of levying, assessing and collecting the taxes, will be used for paying costs of providing emergency services and organization and administrative expenses, and for paying principal of and interest on bonds, warrants, certificates of obligation or other lawfully authorized evidences of indebtedness issued or assumed by the unit.

Section 4. The Jefferson County Tax Assessor/Collector is authorized to assess and collect the taxes of the District employing the above tax rate.


Section 5. The taxes levied by this Order are due presently, and will be delinquent if not paid by January 31, 2020.

Section 6. This Order Levying Taxes is effective from and after its adoption.


PASSED AND APPROVED the 18th day of September 2019.

**JEFFERSON COUNTY EMERGENCY
SERVICES DISTRICT NO. 4**

By: _____


Jeff Roebuck, President
Board of Emergency Services Commissioners

ATTEST:



~~Randy Walston, Secretary~~ Sandra Melton, Treasurer
Board of Emergency Services Commissioners

CERTIFICATE FOR ORDER

THE STATE OF TEXAS §
 §
COUNTY OF JEFFERSON §

The undersigned officer of the Board of Commissioners of Jefferson County Emergency Services District No. 4 hereby certifies as follows:

1. The Board of Commissioners of Jefferson County Emergency Services District No. 4 convened in a regular meeting on the 18th day of September, 2019, at the District's administrative office, located at the Labelle fire station, 12880 FM 365, Beaumont, Texas 77705, and the roll was called of the duly constituted officers and members of the Board, to wit:

- Jeff Roebuck - President
- Charlie Reneau - Vice President
- Randy Walston - Secretary
- Sandra Melton - Treasurer
- Robert Bordes - Assistant Treasurer

and all of said Commissioners were present, except Commissioners (s) *Secretary Walston and Assistant Treasurer Bordes*, thus constituting a quorum. Whereupon, among other business, the following was transacted at the meeting:

ORDER LEVYING TAXES

was introduced for the consideration of the Board. It was then duly moved and seconded that the Order be adopted, and after due discussion, the motion, carrying with it the adoption of the Order, prevailed and carried by majority of the Board.

2. A true, full and correct copy of the Order adopted at the meeting described in the above paragraph is attached to this certificate; the Order has been duly recorded in the Board's minutes of the meeting; the persons named in the above and foregoing paragraph are the duly chosen, qualified and acting officers and members of the Board as indicated therein, each of the officers and members of the Board was duly and sufficiently notified officially and personally, in advance, of the time, place and purpose of the aforesaid meeting, and that the Order would be introduced and considered for adoption at the meeting, and each of the officers and members consented, in advance, to the holding of the meeting for such purpose; the meeting was open to the public as required by law; and public notice of the time, place and subject to the meeting was given as required by Chapter 551 of the Government Code.

SIGNED AND SEALED this 18th day of September 2019.

Sandra Melton

~~Randy Walston, Secretary~~ *Sandra Melton, Treasurer*
Board of Commissioners

THE STATE OF TEXAS §
 §
COUNTY OF JEFFERSON §

This instrument was acknowledged before me on this 18th day of September 2019, by ~~Randy Walston, Secretary~~ *Sandra Melton, Treasurer* of the Board of Commissioners of Jefferson County Emergency Services District No. 4, on behalf of said District.

(seal)

JCH

Notary Public Signature




Exhibit J

EMERGENCY SERVICES DISTRICT # 4

TAX RATE:

	<u>2019</u>	<u>2018</u>
M & O.....	<u>0.076438</u>	<u>0.081291</u>
I & S	<u>0.000000</u>	<u>0.000000</u>
TOTAL.....	<u>0.076438</u>	<u>0.081291</u>

EXEMPTIONS: Please list changes, if any, made by official action of your governing body.



Authorized Signature
Jeff Roebuck, Board President

9/18/2019

Date