

BENCKENSTEIN & OXFORD, L.L.P.

ATTORNEYS AT LAW
6850 PHELAN BLVD.
BEAUMONT, TEXAS 77706
PHONE: (409) 833-9182
FAX: (409) 833-8819

Joshua C. Heinz

jheinz@benoxford.com

January 29, 2026

Via Email

Board of Commissioners
Jefferson Co. ESD No. 4
12880 FM 365
Beaumont, Texas 77705

Re: Jefferson Co. ESD No. 4
Minutes of the January 19, 2026 Regular Meeting
B&O File No. 87102


Dear Commissioners,

Enclosed please find the Minutes of the Regular Meeting of the Jefferson Co. ESD No. 4's Board of Commissioners that was held on January 19, 2026.

Please advise if you have any questions or corrections.

Sincerely,

BENCKENSTEIN & OXFORD, L.L.P.

By: 
Joshua C. Heinz

JCH/jcr
Enclosure

cc: **Via Email**
Mary Ellen Robertson
David Stacey

MINUTES OF THE REGULAR MEETING OF
THE BOARD OF COMMISSIONERS OF
JEFFERSON COUNTY EMERGENCY SERVICES DISTRICT NO. 4

A regular meeting of the Board of Commissioners of the Jefferson County Emergency Services District No. 4 (“District”) was called for at 5:30 p.m. on January 19, 2026, at the Labelle fire station, located at 12880 FM 365, Beaumont, Texas 77705, pursuant to notice duly posted according to law.

At approximately 5:30 p.m., the regular meeting was called to order. The roll was called of the duly constituted officers and members of the Board, to wit:

Jeff Roebuck	President
Charlie Reneau	Vice President
Davilyn Walston	Secretary
Sandra Melton	Treasurer
Robert Bordes	Assistant Treasurer

All of said Board members were present, with the exception of Secretary Walston, thus constituting a quorum. Also present were: David Stacey, District Fire Chief; Cristy Draper, District Administrative Assistant; Mary Ellen Robertson, the District’s accountant; and, the individuals listed on the attendance log attached hereto as **Exhibit A**.

Upon establishing that a quorum was present, President Roebuck asked for public comment as set forth in Agenda Item No. 3, and being as there was none, the Board moved along to Agenda Item No. 4, at which time Chief Stacey reviewed his monthly written Chief’s Report, a copy of which is attached hereto as **Exhibit B**.

President Roebuck then directed the Board’s attention to Agenda Item No. 5 for review of the Minutes of the December 15, 2025 regular meeting. Upon motion by Assistant Treasurer Bordes and seconded by Vice President Reneau, the proposed minutes were unanimously approved by the Board members present.

Next, the Board was directed to Agenda Item No. 6 for review of the Treasurer's Report, a copy of which is attached hereto as **Exhibit C**. The Treasurer's Report reflects the following balances in the District's accounts: Texas First Bank checking (9417) - \$185,730.03 as of December 31, 2025, and \$621,294.71 as of January 19, 2026; and, TexSTAR general fund investment (1110) - \$3,367,086.61 as of December 31, 2025 and January 19, 2026. The District's total funds on deposit as of January 19, 2026 was \$3,988,381.32. Mrs. Robertson then reviewed with the Board the District's monthly financial Statement of Activities, a copy of which is attached hereto as **Exhibit D**. Then, upon motion by Treasurer Melton and seconded by Vice President Reneau, the Board members present unanimously approved and authorized the transfer of \$500,000.00 from the Texas First Bank checking account (9417) to the TexSTAR general fund investment account (1110)

Then, under Agenda Item No. 7, Chief Stacey reviewed with the Board the ESO software renewal proposal, and the proposal from Delata Fire for the purchase of a new thermal imaging camera. Upon motion by Assistant Treasurer Bordes and seconded by Vice President Reneau, the Board members present unanimously approved and authorized the ESO software renewal (\$7,000.00), and upon motion by Vice President Reneau and seconded by Treasurer Melton, the Board members present unanimously approved and authorized the thermal imaging camera purchase from Delta (up to and not exceeding \$7,500.00).


The Board then moved along to Agenda Item No. 8 for approval and payment of the District's bills. Chief Stacey reviewed with the Board the District's various monthly expenditures, as shown on the Check List and Bank Account Registers attached hereto as

Exhibit E. Upon motion by Vice President Reneau and seconded by Secretary Walston, the Board members present unanimously approved payment of the District's bills and expenditures (Check Nos. 5508-5509 and 5588-5633, plus the Spectrum Business, Visa, Entergy, Verizon Wireless, T-Mobile, Enterprise Guardian, and other auto-debit payments).

Thereafter, the Board was directed to Agenda Item No. 9, at which time the Board reviewed and discussed the request for qualifications notice and packet prepared by Fittz & Shipman for retaining a design/build firm for the new Fannett Fire Station construction project, along with the timeline for posting/publication of the request for qualifications notice for design/build firms on construction of the new Fannett fire station. Upon motion by Vice President Reneau and seconded by Assistant Treasurer Bordes, the Board members present unanimously approved and authorized posting/publication of the design/build firm request for qualifications notice.


Next, under Agenda Item No. 10, Chief Stacey requested that the following items be declared as salvage property: Firefighter Boots (Serial Nos. LS000030642 and LS000210093). Upon motion by Assistant Treasurer Bordes and seconded by Vice President Reneau, the Board members present unanimously declared said items as salvage property and authorized disposal of same.

Being as there were no other matters to come before the Board under Agenda Item No. 11, the regular meeting was adjourned at approximately 5:52 p.m.



Jeff Roebuck, President
Date: 2/16/2025

ATTEST:



Davilyn Walston, Secretary - Charlie Renew
Date: 2/16/2025

Exhibit A



JEFFERSON COUNTY ESD No. 4

Regular Board Meeting

January 19, 2026

SIGN-IN SHEET

1. *J. Starn*
2. *Casey D. 4502*
3. *Randy Lyly 4110*
- 4.
- 5.
- 6.
- 7.
- 8.
- 9.
- 10.

Exhibit B

FIRE CHIEF'S REPORT

Board Meeting on January 19, 2026

	INSERVICE	OUT OF SERVICE	
LABELLE			
E41	x		
T41	x		
B41		X	Electric issues not starting
U4	X		Limp Mode: Repaired
F550		X	Skid unit pump not starting, 01/19/2025
U43	x		
BB40	x		
FANNETT			
E42	x		New front tires, Chip in Windshield "repaired"
T42	X		
B42R	x		
M4	X		Two New Batteries installed 12/18/25
U41	X		
CHEEK			
E43	x		
T43	x		Portable tank not on apparatus. Broken latch
B43	X		

STATION 1: LABELLE

- Backup generator is not working properly. Generator running but not transferring. Technician is waiting on parts. \$796.25
- Overhead Doors came out twice for overhead door repair. \$235.25 & \$169.95
- U4 went to Yates for DEF issues that were repaired. \$1,148.76
- B42 skid unit not starting, 01/19/26, parts are being shipped for possible repair.

STATION 2: FANNETT

- E42 had new front tires replaced, 1/13/26, \$1,373.86
- E42 had a large chip in windshield repaired. Thanks to David Wyble's Classic Glass.

STATION 3: CHEEK

-

EMS:

- No transport since last Board Meeting.
- Batteries replaced in M4. \$465.59
- Replacement Battery Kit and Electrodes ordered for AEDs. Safety Med: \$1,075.00

Fire:

- Since last Board Meeting, JCESD4 has responded to:
 - Three Structure Fires in JCESD4
 - Two Mutual Aid Structure Fires
 - Six grass/brush fires
 - Two mutual aid grass/brush fires
 - Fatality MVA with extrication
- JCESD4 has made **51** runs in January as of today.
- 2025 Run volume: 775
 - R. Lyday: 314 or 40%
 - M. Parise: 121 or 15%
 - D. Summers: 87 or 11%
- eDraulic rescue tools service and one repaired. MES: \$3,095.91

FIRE RECOVERY:

- 2 Fire Recovery incidents uploaded for billing since last Board meeting.
- No Deposits

ESD:

- Conference Call for Fitz and Shipman and Joshua Heinz to discuss the RFQ for Design Build Companies.
- ESO's reporting software was switched to NERIS 01/01/26.
- Assistant Chief and I are still "figuring" out the new NERIS, with multiple trainings.
- Annual ESO renewal invoice is still waiting on ESO's corrections.
- Pay-Per-Call, 4th quarter of 2025 total payment: \$3,625.00
- Quotes received for Capital purchase of Thermal Imaging Camera

FIRE TRAINING:

- Fire Training was held on December 9th.

EMS TRAINING:

- No EMS training for December 2025.

MEMBERSHIP:

- 27 Volunteer members.
- See Active-Duty Report attached.

RUNS/CALL VOUME:

- 71 emergency responses by JCESD4 in the month of December 2025.
- 49 or 69% of the calls were Medical/EMS calls. Motor vehicle accidents accounted for 15 of those 42 calls.
- 15 Volunteer members made calls in December 2025.
- **Zero** "no responses" for December 2025.

Contract Firefighter:

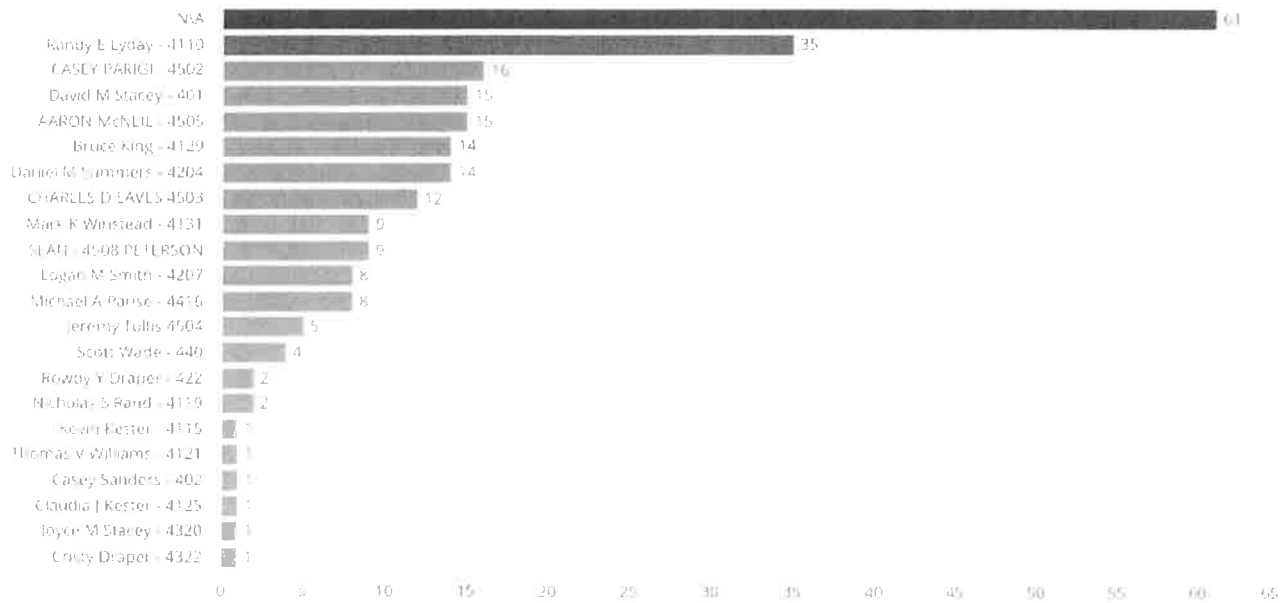
- 9 Contracted Firefighters are on the roster.
- 7 shifts not covered in December 2025. (A shift is 12hrs)
- Total pay for Contract Firefighters for December 2025: \$15,290.00

Salvage items:

- 2 pair of structural firefighting boots, both had the soles peel off.
 - SN: LS000030642
 - SN: LS000210093

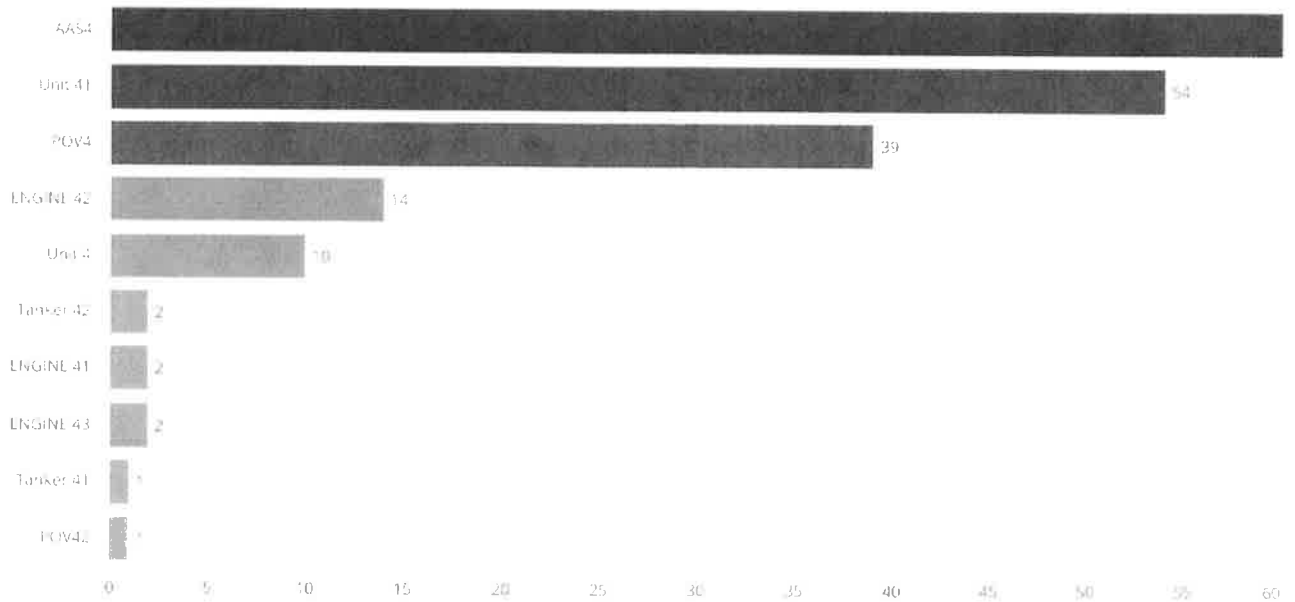
Breakdown of Calls by Personnel

Breakdown of Calls by Personnel



Count of Calls by Unit

Count of Calls by Unit



Call Volume over Time

Call Volume over Time



Breakdown of Calls by Unit

Unit Name	Percentage of Calls	Average Time at Scene
AAS4	84.51%	25m:10s
ENGINE 41	2.82%	130m:42s
ENGINE 42	19.72%	50m:21s
ENGINE 43	2.82%	
POV4	54.93%	27m:32s
POV42	1.41%	17m:11s
Tanker 41	1.41%	20m:44s
Tanker 42	2.82%	56m:40s
Unit 4	14.08%	29m:49s
Unit 41	76.06%	27m:12s
Grand Total	100.00%	29m:40s

Percentage of Calls by Personnel

Unit Personnel Name	Percentage of Calls
AARON McNEIL - 4505	21.13%
Bruce King - 4129	19.72%
CASEY PARIGI - 4502	22.54%
CHARLES D EAVES 4503	16.90%
Casey Sanders - 402	1.41%
Claudia J Kester - 4125	1.41%
Cristy Draper - 4322	1.41%
Daniel M Summers - 4204	19.72%
David M Stacey - 401	21.13%
Jeremy Tullis 4504	7.04%
Joyce M Stacey - 4320	1.41%
Kevin Kester - 4115	1.41%
Logan M Smith - 4207	11.27%
Mark K Winstead - 4131	12.68%
Michael A Parise - 4416	11.27%
Nicholas S Rand - 4119	2.82%
Randy E Lyday - 4110	49.30%
Rowdy Y Draper - 422	2.82%
SEAN - 4508 PETERSON	12.68%
Scott Wade - 440	5.63%
Thomas V Williams - 4121	1.41%
N/A	85.92%
Percentage of Calls	100.00%

Count of Total Incidents

Count of Total Incidents

Count of Incidents

71

EMS Calls

EMS Calls

Count of EMS Calls

49

Percent of EMS Calls **69.0%**

Other Calls

Other calls

Count of Other Calls

20

Percent of Other Calls **28.2%**

Fire Calls

Fire Calls

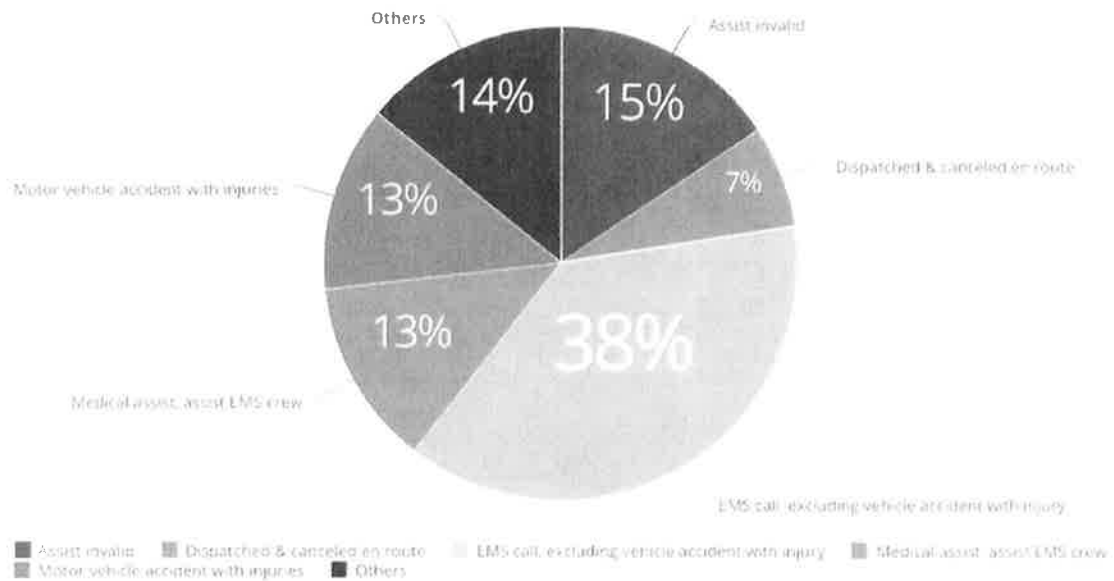
Count of Fire Calls

2

Percent of Fire Calls **2.8%**

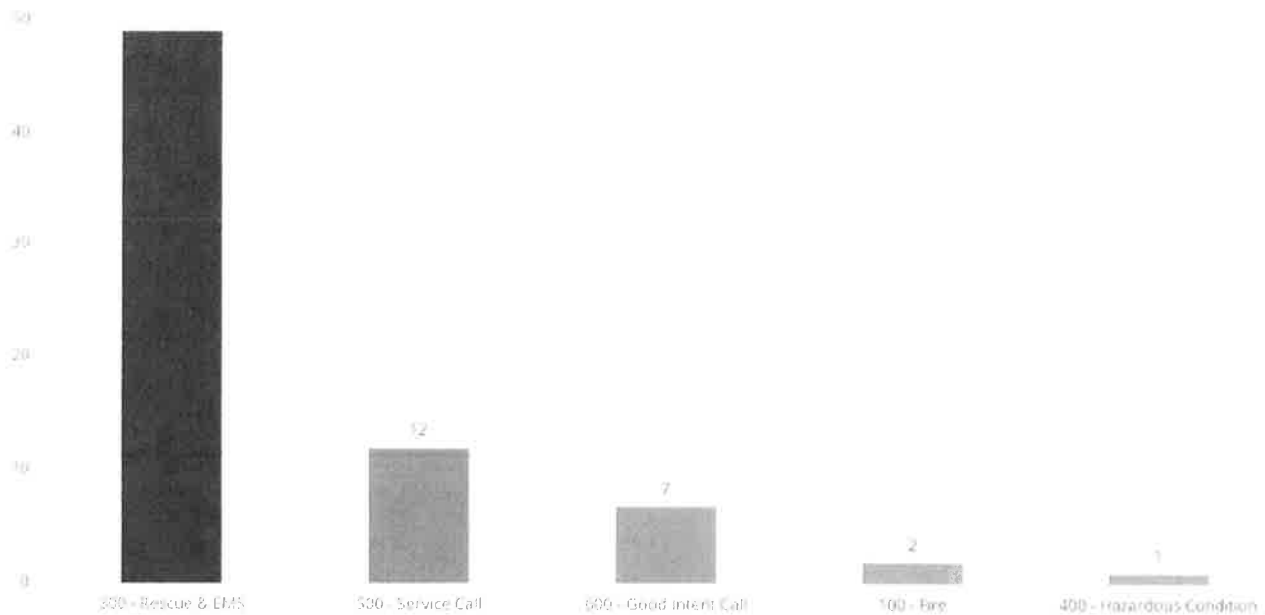
Count of Incidents by Type copy

Count of Incidents by Type copy



Count of Incidents by Incident Type Group and Year

Count of Incidents by Incident Type Group and Year



Count of Incidents by Type

Incident Type Group	Incident Type	Incident Type Code	Count of Incidents	
			12/202...	Grand Total
100 - Fire	Building fire	111	1	1
	Off-road vehicle or heavy equipment fire	138	1	1
100 - Fire Total			2	2
300 - Rescue & EMS	Emergency medical service incident, other	320	2	2
	EMS call, excluding vehicle accident with injury	321	27	27
	Extrication of victim(s) from vehicle	352	1	1
	Medical assist, assist EMS crew	311	9	9
	Motor vehicle accident with injuries	322	9	9
	Rescue, EMS incident, other	300	1	1
300 - Rescue & EMS Total			49	49
400 - Hazardous Condition	Power line down	444	1	1
500 - Service Call	Assist invalid	554	11	11
	Service Call, other	500	1	1
500 - Service Call Total			12	12
600 - Good Intent Call	Dispatched & canceled en route	611	5	5
	No incident found on arrival at dispatch address	622	1	1
	Smoke scare, odor of smoke	651	1	1
600 - Good Intent Call Total			7	7
Grand Total			71	71

Incident Details

Incident Number	Time in Alarm DateTime	Incident Type Code	Incident Type Group	Response Time Alarm To Arrival
2025-004158	12/01/2025 13:46:37	322	300 - Rescue & EMS	00h:20m:22s
2025-004169	12/02/2025 10:36:17	321	300 - Rescue & EMS	00h:09m:55s
2025-004171	12/02/2025 12:49:59	554	500 - Service Call	00h:05m:39s
2025-004184	12/03/2025 09:39:33	321	300 - Rescue & EMS	00h:08m:31s
2025-004185	12/03/2025 11:24:46	554	500 - Service Call	00h:05m:14s
2025-004188	12/03/2025 16:50:31	554	500 - Service Call	00h:06m:09s
2025-004193	12/04/2025 06:36:58	554	500 - Service Call	00h:15m:17s
2025-004195	12/04/2025 08:31:20	311	300 - Rescue & EMS	00h:04m:45s
2025-004201	12/04/2025 15:31:54	311	300 - Rescue & EMS	00h:21m:12s
2025-004216	12/05/2025 14:18:56	321	300 - Rescue & EMS	00h:05m:52s
2025-004217	12/05/2025 17:15:17	554	500 - Service Call	00h:23m:04s
2025-004220	12/05/2025 20:52:56	322	300 - Rescue & EMS	00h:08m:01s
2025-004222	12/06/2025 04:26:55	138	100 - Fire	00h:11m:24s
2025-004227	12/06/2025 12:13:01	611	600 - Good Intent ...	
2025-004229	12/06/2025 14:43:01	321	300 - Rescue & EMS	00h:03m:57s
2025-004232	12/06/2025 21:41:47	554	500 - Service Call	00h:07m:41s
2025-004234	12/07/2025 10:29:00	554	500 - Service Call	00h:08m:23s
2025-004235	12/07/2025 12:09:25	321	300 - Rescue & EMS	00h:08m:28s
2025-004243	12/07/2025 23:07:05	321	300 - Rescue & EMS	00h:13m:49s
2025-004244	12/08/2025 00:04:26	444	400 - Hazardous C...	00h:10m:05s
2025-004246	12/08/2025 05:27:27	352	300 - Rescue & EMS	00h:15m:43s
2025-004253	12/08/2025 13:21:22	321	300 - Rescue & EMS	00h:09m:34s
2025-004266	12/09/2025 19:17:53	611	600 - Good Intent ...	
2025-004276	12/10/2025 15:43:24	322	300 - Rescue & EMS	00h:08m:51s
2025-004286	12/11/2025 14:12:18	111	100 - Fire	00h:18m:38s
2025-004299	12/12/2025 09:28:27	321	300 - Rescue & EMS	00h:16m:10s
2025-004302	12/12/2025 11:40:28	321	300 - Rescue & EMS	00h:13m:06s
2025-004304	12/12/2025 12:10:13	300	300 - Rescue & EMS	00h:13m:47s
2025-004305	12/12/2025 12:13:01	622	600 - Good Intent ...	00h:06m:49s
2025-004311	12/12/2025 18:50:23	311	300 - Rescue & EMS	00h:33m:46s
2025-004312	12/12/2025 20:48:17	611	600 - Good Intent ...	
2025-004314	12/13/2025 12:51:57	321	300 - Rescue & EMS	00h:10m:49s
2025-004315	12/13/2025 14:07:56	321	300 - Rescue & EMS	00h:09m:52s
2025-004324	12/14/2025 09:08:34	321	300 - Rescue & EMS	00h:09m:04s
2025-004329	12/14/2025 16:31:49	321	300 - Rescue & EMS	00h:12m:42s

Incident Details

Incident Number	Time in Alarm DateTime	Incident Type Code	Incident Type Group	Response Time Alarm To Arrival
2025-004330	12/14/2025 16:59:05	500	500 - Service Call	00h:13m:38s
2025-004336	12/15/2025 07:42:33	321	300 - Rescue & EMS	00h:12m:00s
2025-004341	12/15/2025 14:15:55	321	300 - Rescue & EMS	00h:06m:26s
2025-004343	12/15/2025 17:37:19	322	300 - Rescue & EMS	00h:11m:24s
2025-004345	12/16/2025 00:53:01	311	300 - Rescue & EMS	00h:17m:35s
2025-004347	12/16/2025 10:19:01	321	300 - Rescue & EMS	00h:05m:39s
2025-004350	12/16/2025 16:37:20	320	300 - Rescue & EMS	00h:09m:35s
2025-004354	12/16/2025 21:12:36	321	300 - Rescue & EMS	00h:18m:48s
2025-004364	12/17/2025 16:14:57	311	300 - Rescue & EMS	00h:11m:46s
2025-004369	12/18/2025 07:31:20	311	300 - Rescue & EMS	00h:11m:28s
2025-004370	12/18/2025 11:49:40	554	500 - Service Call	00h:06m:54s
2025-004389	12/19/2025 22:04:02	311	300 - Rescue & EMS	00h:18m:59s
2025-004391	12/19/2025 23:01:45	322	300 - Rescue & EMS	00h:03m:36s
2025-004403	12/21/2025 17:10:38	321	300 - Rescue & EMS	00h:14m:00s
2025-004405	12/21/2025 18:33:34	311	300 - Rescue & EMS	00h:14m:16s
2025-004408	12/21/2025 22:45:05	322	300 - Rescue & EMS	00h:23m:01s
2025-004413	12/22/2025 07:42:31	322	300 - Rescue & EMS	00h:28m:25s
2025-004417	12/22/2025 11:15:02	321	300 - Rescue & EMS	00h:05m:31s
2025-004424	12/22/2025 18:11:56	321	300 - Rescue & EMS	00h:10m:08s
2025-004432	12/23/2025 02:49:32	651	600 - Good Intent ...	00h:06m:23s
2025-004438	12/23/2025 16:07:41	611	600 - Good Intent ...	
2025-004442	12/23/2025 18:38:00	321	300 - Rescue & EMS	00h:08m:28s
2025-004450	12/24/2025 14:26:51	321	300 - Rescue & EMS	00h:10m:52s
2025-004455	12/25/2025 02:04:35	321	300 - Rescue & EMS	00h:17m:16s
2025-004465	12/26/2025 11:10:42	321	300 - Rescue & EMS	00h:06m:45s
2025-004468	12/26/2025 13:59:01	321	300 - Rescue & EMS	00h:04m:51s
2025-004474	12/27/2025 02:00:58	322	300 - Rescue & EMS	00h:11m:02s
2025-004475	12/27/2025 06:50:45	320	300 - Rescue & EMS	00h:14m:00s
2025-004478	12/27/2025 14:20:37	554	500 - Service Call	00h:12m:14s
2025-004480	12/27/2025 21:14:52	554	500 - Service Call	00h:13m:20s
2025-004487	12/28/2025 19:51:11	321	300 - Rescue & EMS	00h:08m:04s
2025-004497	12/29/2025 16:53:06	611	600 - Good Intent ...	
2025-004499	12/30/2025 04:39:56	322	300 - Rescue & EMS	00h:16m:15s
2025-004511	12/30/2025 18:12:25	554	500 - Service Call	00h:04m:29s
2025-004512	12/30/2025 19:04:46	321	300 - Rescue & EMS	00h:09m:32s

Incident Details

Incident Number	Time in Alarm DateTime	Incident Type Code	Incident Type Group	Response Time Alarm To Arrival
2025-004514	12/31/2025 04:28:40	311	300 - Rescue & EMS	00h:12m:55s

Exhibit C

JEFFERSON COUNTY ESD #4 FINANCIAL REPORT

BANK ACCOUNT DETAIL FOR THE MONTH OF DECEMBER 2025 AND JANUARY 19, 2026 YEAR-TO-DATE:

	12/31/2025	1/19/2026
	BALANCE	BALANCE
TEXAS FIRST BANK		
Checking Account #10229417	\$ 185,730.03	\$ 621,294.71
TEXSTAR		
Includes December TexStar interest payment of \$10,901.95 or 3.8246% percent	\$ 3,367,086.61	\$ 3,367,086.61
2025 YTD Interest = \$126,629.04		
TOTAL FUNDS AS OF 1/19/2026	\$ 3,317,436.64	\$ 3,425,001.15

\$3,552,816.64 \$3,988,381.32

January 2026 Deposits at Texas First Bank As Of 01/19/2026	DEPOSITS
01/09/2026 CPA State Fiscal/Inv-Payments (Sales Tax)	\$ 5,940.04
01/09/2026 CPA State Fiscal/Inv-Payments (Sales Tax)	\$ 118,410.96
01/09/2026 Jefferson County Tax Payment	\$ 321,213.70
TOTAL JANUARY 2026 DEPOSITS AS OF 01/19/2026	\$ 445,564.70

01/07/2026 Safety Med LLC	\$ 7,556.00
01/08/2026 Entergy	\$ 74.07
01/12/2026 Enterprise Guard	\$ 100.00
01/12/2026 Entergy	\$ 329.50
01/12/2026 Entergy	\$ 357.61
01/15/2026 West Jefferson County Water	\$ 30.93
01/15/2026 West Jefferson County Water	\$ 30.93
01/15/2026 West Jefferson County Water	\$ 30.93
01/15/2026 IRS/USA Tax Payment	\$ 1,306.14
01/16/2026 Republic Services	\$ 82.52
01/16/2026 Republic Services	\$ 101.39
TOTAL JANUARY 2026 PAYMENTS AS OF 01/19/2026	\$ 10,000.02



Helping Texans Build Texas®

www.texasfirst.bank

600 Gulf Freeway, Texas City, TX 77591

Return Service Requested

TELEPHONE BANKING
(409) 945-9889 (781) 538-7226
(855) 355-8321

CUSTOMER SERVICE
(409) 948-1993

1

JEFFERSON COUNTY EMERGENCY
SERVICES DISTRICT No. 4
12880 FM 365 RD
BEAUMONT TX 77705-9682

Page 1 of 7

Account Number: ****9417
Date 12/31/25

EM

PUBLIC FUNDS TIERED INT. JEFFERSON COUNTY EMERGENCY Acct XXXXXX9417

Summary of Activity Since Your Last Statement

Beginning Balance	12/01/25	75,563.33	
Deposits / Misc Credits	5	163,393.99	
Withdrawals / Misc Debits	62	53,227.29	
** Ending Balance	12/31/25	185,730.03	**
Service Charge		4.80	
Interest Paid Thru 12/31/25		87.07	
Interest Paid Year To Date		1,492.77	
Annual Percentage Yield Earned		.65 %	
Number of Days for A.P.Y.E.		31	
Average Balance for A.P.Y.E.		157,714.71	
Minimum Balance		58,119	
Enclosures		44	

	Total for this period	Total year-to-date
Total Overdraft Fees	\$.00	\$.00
Total Returned Item Fees	\$.00	\$.00

Deposits and Other Credits

Date	Amount	Activity Description
12/03	715.00	Deposit
12/08	63,297.32	Jefferson CO Tax/ACH Paymen 6961648 JCESD NO 4
12/12	6,817.49	CPA STATE FISCAL/INV-PAYMTS 32092946816000 JEFFERSON CO ESD
12/12	92,477.11	CPA STATE FISCAL/INV-PAYMTS 32066141139000 JEFFERSON CO ESD
12/31	87.07	Interest Paid



Helping Texans Build Texas®

www.texasfirst.bank

600 Gulf Freeway, Texas City, TX 77591

Return Service Requested

TELEPHONE BANKING
(409) 945-9889 (281) 538-2226
(855) 355-8321

CUSTOMER SERVICE
(409) 948-1993

**JEFFERSON COUNTY EMERGENCY
SERVICES DISTRICT No. 4
12880 FM 365 RD
BEAUMONT TX 77705-9682**

Page **1**
2 of 7

Account Number: ****9417

Debits and Other Withdrawals

Date	Amount	Activity Description
12/01	13.51	VERIZON WIRELESS/PAYMENTS 064225772500001 0000000064225772500001
12/01	417.89	VERIZON WIRELESS/PAYMENTS 094212557100001 0000000094212557100001
12/08	74.54	ENTERGY TEXAS, I/BANK DRAFT JEFFERSON COUNTY ESD 4
12/10	100.00	ENTERPRISE GUARD/ENGUARD M81352906020 DAVID STACEY
12/10	316.04	ENTERGY TEXAS, I/BANK DRAFT JEFFERSON COUNTY ESD 4
12/10	389.09	ENTERGY TEXAS, I/BANK DRAFT JEFFERSON COUNTY ESD 4
12/15	1,366.74	IRS/USATAXPYMT 270574902067921 JEFFERSON COUNTY EMERG
12/16	30.93	W Jefferson MWD/W Jefferso RSON CO. ESD # 4 CHEEK
12/16	30.93	W Jefferson MWD/W Jefferso EFFERSON COUNTY ESD #4
12/16	30.93	W Jefferson MWD/W Jefferso EFFERSON COUNTY EDS #4
12/17	82.52	REPUBLICSERVICES/RSIBILLPAY 308622980992 JEFFERSON COUNTY ESD F
12/17	101.39	REPUBLICSERVICES/RSIBILLPAY 308622980958 JEFFERSON COUNTY ESD F
12/24	65.89	T-MOBILE/PCS SVC 8247271 JEFFERSON COUNTY EMER
12/24	207.30	VISA/PAYMENT 4874521300XXX43 CASEY SANDERS
12/24	429.08	VISA/PAYMENT 4874521300XXX11 DAVID STACEY JR
12/26	120.45	SPECTRUM/SPECTRUM JEFFERSON COUNTY ESD N
12/31	12.22	VERIZON WIRELESS/PAYMENTS 064225772500001 0000000064225772500001
12/31	417.89	VERIZON WIRELESS/PAYMENTS



Helping Texans Build Texas®

www.texasfirst.bank

600 Gulf Freeway, Texas City, TX 77591

Return Service Requested

TELEPHONE BANKING
(409) 945-9889 (281) 538-2726
(855) 355-8321

CUSTOMER SERVICE
(409) 948-1993

JEFFERSON COUNTY EMERGENCY
SERVICES DISTRICT No. 4
12880 FM 365 RD
BEAUMONT TX 77705-9682

Account Number: ****9417

Debits and Other Withdrawals

Date	Amount	Activity Description
		094212557100001 0000000094212557100001
12/31	4.80	GLOBAL ITEM 16 at \$.30

Checks

Date	Check No	Amount	Date	Check No	Amount	Date	Check No	Amount
12/17	5506	914.27	12/22	5559	396.86	12/16	5575	50.00
12/16	5507	4,739.16	12/23	5560	16.74	12/16	5576	110.00
12/09	5515*	15.00	12/18	5561	400.00	12/19	5577	61.06
12/09	5516	30.00	12/23	5562	2,164.83	12/23	5578	70.49
12/01	5525*	298.40	12/29	5563	156.94	12/24	5579	231.00
12/02	5529*	10,639.33	12/24	5564	119.38	12/18	5580	400.00
12/02	5530	656.95	12/30	5565	255.33	12/19	5581	1,564.00
12/02	5534*	378.26	12/23	5566	271.56	12/17	5582	4,094.00
12/03	5536*	5,128.00	12/24	5567	215.86	12/18	5583	2,783.00
12/01	5537	40.27	12/31	5568	40.22	12/17	5584	3,220.00
12/02	5545*	186.30	12/24	5569	169.95	12/18	5585	1,725.00
12/05	5546	400.00	12/31	5570	400.00	12/30	5586	1,622.00
12/08	5552*	253.00	12/22	5571	690.00	12/22	5587	1,127.00
12/31	5557*	500.00	12/18	5573*	866.67			
12/23	5558	800.00	12/24	5574	814.32			

* indicates a break in check number sequence

Daily Balance Summary

Date	Balance	Date	Balance	Date	Balance
12/01	74,793.26	12/12	219,533.67	12/23	191,425.59
12/02	62,932.42	12/15	218,166.93	12/24	189,172.81
12/03	58,519.42	12/16	213,174.98	12/26	189,052.36
12/05	58,119.42	12/17	204,762.80	12/29	188,895.42
12/08	121,089.20	12/18	198,588.13	12/30	187,018.09
12/09	121,044.20	12/19	196,963.07	12/31	185,730.03
12/10	120,239.07	12/22	194,749.21		



Helping Texans Build Texas®

www.texasfirst.bank

600 Gulf Freeway, Texas City, TX 77591

Return Service Requested

TELEPHONE BANKING
(409) 945-9889 (281) 538-2226
(855) 355-8321

CUSTOMER SERVICE
(409) 948 1993

JEFFERSON COUNTY EMERGENCY
SERVICES DISTRICT No. 4
12880 FM 365 RD
BEAUMONT TX 77705-9682

Page 1
4 of 7

Account Number: ****9417

PUBLIC FUNDS SAVINGS JEFFERSON COUNTY EMERGENCY Acct XXXXXX1885

Summary of Activity Since Your Last Statement

Beginning Balance	12/01/25	.00	
Deposits / Misc Credits	0	.00	
Withdrawals / Misc Debits	0	.00	
** Ending Balance	12/31/25	.00	**
Service Charge		.00	
Average Balance		25,770	
Minimum Balance		0	

TEXAS FIRST BANK CHECKING DEPOSIT
DATE: December 3, 2025
Pay to the order of: Jefferson County, ESO #4
Amount: 715.00
MICR line: @0010229917

12/03/2025 \$715.00

Jefferson County Emergency Services No. 4
TEXAS FIRST BANK
Pay to the order of: Jefferson County, ESO #4
Amount: \$10,639.33

12/02/2025 5529 \$10,639.33

Jefferson County Emergency Services No. 4
TEXAS FIRST BANK
Pay to the order of: Jefferson County, ESO #4
Amount: \$400.00

12/05/2025 5546 \$400.00

Jefferson County Emergency Services No. 4
TEXAS FIRST BANK
Pay to the order of: Jefferson County, ESO #4
Amount: \$914.27

12/17/2025 5506 \$914.27

Jefferson County Emergency Services No. 4
TEXAS FIRST BANK
Pay to the order of: Jefferson County, ESO #4
Amount: \$656.95

12/02/2025 5530 \$656.95

Jefferson County Emergency Services No. 4
TEXAS FIRST BANK
Pay to the order of: Jefferson County, ESO #4
Amount: \$253.00

12/08/2025 5552 \$253.00

Jefferson County Emergency Services No. 4
TEXAS FIRST BANK
Pay to the order of: Jefferson County, ESO #4
Amount: \$4,739.16

12/16/2025 5507 \$4,739.16

Jefferson County Emergency Services No. 4
TEXAS FIRST BANK
Pay to the order of: Jefferson County, ESO #4
Amount: \$378.26

12/02/2025 5534 \$378.26

Jefferson County Emergency Services No. 4
TEXAS FIRST BANK
Pay to the order of: Jefferson County, ESO #4
Amount: \$500.00

12/31/2025 5557 \$500.00

Jefferson County Emergency Services No. 4
TEXAS FIRST BANK
Pay to the order of: Jefferson County, ESO #4
Amount: \$15.00

12/09/2025 5515 \$15.00

Jefferson County Emergency Services No. 4
TEXAS FIRST BANK
Pay to the order of: Jefferson County, ESO #4
Amount: \$5,128.00

12/03/2025 5536 \$5,128.00

Jefferson County Emergency Services No. 4
TEXAS FIRST BANK
Pay to the order of: Jefferson County, ESO #4
Amount: \$800.00

12/23/2025 5558 \$800.00

Jefferson County Emergency Services No. 4
TEXAS FIRST BANK
Pay to the order of: Jefferson County, ESO #4
Amount: \$30.00

12/09/2025 5516 \$30.00

Jefferson County Emergency Services No. 4
TEXAS FIRST BANK
Pay to the order of: Jefferson County, ESO #4
Amount: \$40.27

12/01/2025 5537 \$40.27

Jefferson County Emergency Services No. 4
TEXAS FIRST BANK
Pay to the order of: Jefferson County, ESO #4
Amount: \$396.86

12/22/2025 5559 \$396.86

Jefferson County Emergency Services No. 4
TEXAS FIRST BANK
Pay to the order of: Jefferson County, ESO #4
Amount: \$298.40

12/01/2025 5525 \$298.40

Jefferson County Emergency Services No. 4
TEXAS FIRST BANK
Pay to the order of: Jefferson County, ESO #4
Amount: \$186.30

12/02/2025 5545 \$186.30

Jefferson County Emergency Services No. 4
TEXAS FIRST BANK
Pay to the order of: Jefferson County, ESO #4
Amount: \$16.74

12/23/2025 5560 \$16.74



Account Number

****9417

Date 12/31/2025

Page

6 of 7




12/18/2025 5561 \$400.00



12/24/2025 5567 \$215.86



12/24/2025 5574 \$814.32



12/23/2025 5562 \$2,164.83



12/31/2025 5568 \$40.22



12/16/2025 5575 \$50.00



12/29/2025 5563 \$156.94



12/24/2025 5569 \$169.95



12/16/2025 5576 \$110.00



12/24/2025 5564 \$119.38



12/31/2025 5570 \$400.00



12/19/2025 5577 \$61.06



12/30/2025 5565 \$255.33



12/22/2025 5571 \$690.00




12/23/2025 5578 \$70.49



12/23/2025 5566 \$271.56



12/18/2025 5573 \$866.67



12/24/2025 5579 \$231.00



12/18/2025 5580 \$400.00



12/30/2025 5586 \$1,622.00



12/19/2025 5581 \$1,564.00



12/22/2025 5587 \$1,127.00



12/17/2025 5582 \$4,094.00



12/18/2025 5583 \$2,783.00



12/17/2025 5584 \$3,220.00



12/18/2025 5585 \$1,725.00



Good Morning, Sandra Melton

Public Funds Tiered Int. **9417

Last Updated: January 17, 2026 7:42 AM

\$621,294.71 **\$621,294.71**
 Current Balance Available Balance

[Transactions](#) [Details & Settings](#)

Date	Description	Amount	
JAN 16 2026	REPUBLICSERVICES/RSIBILLPAY 308622980958 JEFFERSON COUNTY ESD F	(\$101.39) \$621,294.71	⋮
JAN 16 2026	REPUBLICSERVICES/RSIBILLPAY 308622980992 JEFFERSON COUNTY ESD F	(\$82.52) \$621,396.10	⋮
JAN 15 2026	IRS/USATAXPYMT 270641564598872 JEFFERSON COUNTY EMERG	(\$1,306.14) \$621,478.62	⋮
JAN 15 2026	W Jefferson MWD/W Jefferso EFFERSON COUNTY EDS #4	(\$30.93) \$622,784.76	⋮
JAN 15 2026	W Jefferson MWD/W Jefferso RSON CO. ESD # 4 CHEEK	(\$30.93) \$622,815.69	⋮
JAN 15 2026	W Jefferson MWD/W Jefferso EFFERSON COUNTY ESD #4	(\$30.93) \$622,846.62	⋮

JAN 13 2026	Jefferson CO Tax/ACH Paymen 7151170 JCESD NO 4	\$321,213.70 \$622,877.55	⋮
JAN 12 2026	ENERGY TEXAS, I/BANK DRAFT JEFFERSON COUNTY ESD 4	(\$357.61) \$301,663.85	⋮
JAN 12 2026	ENERGY TEXAS, I/BANK DRAFT JEFFERSON COUNTY ESD 4	(\$329.50) \$302,021.46	⋮
JAN 12 2026	ENTERPRISE GUARD/ENGUARD M81402223830 DAVID STACEY	(\$100.00) \$302,350.96	⋮
JAN 9 2026	CPA STATE FISCAL/INV-PAYMTS 32066141139000 JEFFERSON CO ESD	\$118,410.96 \$302,450.96	⋮
JAN 9 2026	CPA STATE FISCAL/INV-PAYMTS 32092946816000 JEFFERSON CO ESD	\$5,940.04 \$184,040.00	⋮
JAN 8 2026	ENERGY TEXAS, I/BANK DRAFT JEFFERSON COUNTY ESD 4	(\$74.07) \$178,099.96	⋮
JAN 7 2026	☞ Check - 5572	(\$7,556.00) \$178,174.03	⋮
DEC 31 2025	GLOBAL ITEM 16 at \$.30	(\$4.80) \$185,730.03	⋮
DEC 31 2025	Interest Paid	\$87.07 \$185,734.83	⋮
DEC 31 2025	☞ Check - 5557	(\$500.00) \$185,647.76	⋮
DEC 31 2025	☞ Check - 5570	(\$400.00) \$186,147.76	⋮
DEC 31 2025	☞ Check - 5568	(\$40.22) \$186,547.76	⋮
DEC 31 2025	VERIZON WIRELESS/PAYMENTS 094212557100001 0000000094212557100001	(\$417.89) \$186,587.98	⋮



JEFFERSON COUNTY ESD 4
 ATTN SANDRA J MELTON
 12880 FM 365 RD
 BEAUMONT TX 77705-9682

MONTHLY STATEMENT OF ACCOUNT

ACCOUNT: 1230911110

ACCOUNT NAME: GENERAL FUND

STATEMENT PERIOD: 12/01/2025 - 12/31/2025

TEXSTAR MONTHLY SUMMARY: THE AVERAGE MONTHLY RATE WAS 3.8246%. THE AVERAGE WEIGHTED AVERAGE MATURITY WAS 41 DAYS AND THE NET ASSET VALUE FOR 12/31/25 WAS 1.000263.

MONTHLY ACTIVITY DETAIL

TRANSACTION DATE	DESCRIPTION	CONFIRMATION NUMBER	TRANSACTION AMOUNT	BALANCE
	BEGINNING BALANCE			3,356,184.66
12/31/2025	MONTHLY POSTING	9999888	10,901.95	3,367,086.61
	ENDING BALANCE			3,367,086.61

MONTHLY ACCOUNT SUMMARY

BEGINNING BALANCE	3,356,184.66
TOTAL DEPOSITS	0.00
TOTAL WITHDRAWALS	0.00
TOTAL INTEREST	10,901.95
ENDING BALANCE	3,367,086.61
AVERAGE BALANCE	3,356,184.66

ACTIVITY SUMMARY (YEAR-TO-DATE)

ACCOUNT NAME	DEPOSITS	WITHDRAWALS	INTEREST
GENERAL FUND	1,050,000.00	0.00	176,629.04

Exhibit D

Jefferson County Emergency Services District No. 4
Statement of Activities (Modified Cash Basis)
All Locations

	1 Month Ended 12/31/2025 Actual	3 Months Ended 12/31/2025 Actual	Annual Budget	Over (Under) Budget	% of Budget Used to Date
Revenue					
Ad Valorem Taxes	\$ 63,617	\$ 86,322	\$ 836,449	\$ (750,127)	10.32%
Sales and Use Tax Revenue	101,724	265,722	1,000,000	(734,278)	26.57%
Grants	-	3,822	20,000	(16,178)	19.11%
EMS Billing	-	-	5,000	(5,000)	0.00%
Fire Recovery	715	13,180	5,000	8,180	263.60%
Interest Income	10,989	33,686	120,000	(86,314)	28.07%
Other Income	-	196	20,000	(19,804)	0.98%
Sale of Equipment	-	-	5,000	(5,000)	0.00%
Donation of Property	-	-	20,000	(20,000)	0.00%
Total Revenue	<u>177,045</u>	<u>402,928</u>	<u>2,031,449</u>	<u>(1,628,521)</u>	<u>19.83%</u>
Operating Expenses					
Advertising	-	1,482	3,500	(2,018)	42.34%
Bank Fees	5	11	150	(139)	7.33%
Accounting	690	2,070	19,500	(17,430)	10.62%
Cleaning & Building Maintenance/Repairs	668	2,712	15,000	(12,288)	18.08%
Lawn Service	231	1,680	6,500	(4,820)	25.85%
Office Supplies & Postage	125	1,036	2,500	(1,464)	41.44%
Dues & Fees	-	1,642	1,500	142	109.47%
Tax & Appraisal Fees	2,484	8,451	22,500	(14,049)	37.56%
Sales and Use Tax Fees	2,034	5,314	20,000	(14,686)	26.57%
Interest Expense	-	-	2,690	(2,690)	0.00%
Insurance - VFIS District	-	-	500	(500)	0.00%
Legal/Professional	1,600	6,325	25,000	(18,675)	25.30%
Sales Tax Oversight/Reporting	-	-	5,000	(5,000)	0.00%
Lodging/Meals/Travel & Regist ESD	-	-	7,500	(7,500)	0.00%
District Manager	1,625	4,750	19,500	(14,750)	24.36%
Administrative Assistant	990	3,411	18,814	(15,403)	18.13%
Payroll Tax Expense	76	269	3,000	(2,731)	8.97%
Small Equipment Purchases (less than \$5,000)	129	129	12,000	(11,871)	1.08%
Website Development and Maintenance	-	-	5,000	(5,000)	0.00%
Utilities	780	2,781	12,000	(9,219)	23.18%
Internet	1,016	2,289	7,200	(4,911)	31.79%
Telephone/Cell Phone	30	90	1,000	(910)	9.00%
Water & Garbage	277	1,114	4,000	(2,886)	27.85%
Note Payable - 3000 Gal Tanker (New -2022-23)	-	-	45,745	(45,745)	0.00%
Total Operating Expenses	<u>12,760</u>	<u>45,556</u>	<u>260,099</u>	<u>(214,543)</u>	<u>17.51%</u>

These financial statements have not been audited or reviewed and no CPA expresses an opinion or a conclusion nor provides any assurance on them.

Jefferson County Emergency Services District No. 4
Statement of Activities (Modified Cash Basis)
All Locations

	1 Month Ended 12/31/2025 Actual	3 Months Ended 12/31/2025 Actual	Annual Budget	Over (Under) Budget	% of Budget Used to Date
Emergency Medical Services					
EMS - Medics - Contract Labor	-	-	20,000	(20,000)	0.00%
EMS - Medical Coordinator	400	1,200	4,800	(3,600)	25.00%
Billing - Admin. Fees	17	52	600	(548)	8.67%
Billing - Collection Fees	-	-	1,100	(1,100)	0.00%
Data/Connectivity (Phone)	102	201	650	(449)	30.92%
EMS-Medical Director	500	1,500	6,000	(4,500)	25.00%
Equipment (New/Repair/Testing)	-	-	9,000	(9,000)	0.00%
Medical Supplies	-	2,464	15,000	(12,536)	16.43%
Tuition/Reg/Certification/Dues	-	-	7,500	(7,500)	0.00%
Vehicle Repair & Maintenance	-	-	6,000	(6,000)	0.00%
Fuel	-	45	500	(455)	9.00%
Total Emergency Medical Services	<u>1,019</u>	<u>5,462</u>	<u>71,150</u>	<u>(65,688)</u>	<u>7.68%</u>
Fire Services					
Fire Chief - Telephone Allowance	50	150	600	(450)	25.00%
Certification Dues	-	-	500	(500)	0.00%
Fire Chief	3,850	11,200	46,200	(35,000)	24.24%
Small Equipment Purchases	-	179	8,000	(7,821)	2.24%
Fire Field Meals	267	471	1,000	(529)	47.10%
Dispatch Services/I Am Responding	-	20,525	25,000	(4,475)	82.10%
Vehicle Repair & Maintenance	983	10,613	65,000	(54,387)	16.33%
Travel/Lodging/Meals/Trans Expenses	-	-	2,000	(2,000)	0.00%
Personal Protection Equipment	-	3,668	25,000	(21,332)	14.67%
Air-Pack SCBA Inspection & Repair	216	216	3,000	(2,784)	7.20%
Equipment, Boots, Gloves-Insp/Repairs	-	657	9,000	(8,343)	7.30%
Fire Uniforms	-	-	5,000	(5,000)	0.00%
Supplies - Hoses/Nozzles/Tarps	-	-	10,000	(10,000)	0.00%
Training & Materials/Tuition/Registration	-	186	5,000	(4,814)	3.72%
Fuel	723	2,256	12,000	(9,744)	18.80%
Insurance - Prop. & Liab.	-	59,901	57,000	2,901	105.09%
Insurance - Worker's Compensation	-	-	25,000	(25,000)	0.00%
Maint., Repairs & Fees - Comm/Radios	-	10,639	16,000	(5,361)	66.49%
Personal Protective Equipment - Inspection	-	-	4,500	(4,500)	0.00%
Payroll Tax Expense	419	1,220	3,500	(2,280)	34.86%
Supplies - Fire	207	426	5,000	(4,574)	8.52%
Software - Emer Reporting	-	-	10,000	(10,000)	0.00%
Billing - Collection Fees	-	1,354	1,500	(146)	90.27%
Assitant Fire Chief	867	2,600	10,400	(7,800)	25.00%
Pay Per Call	-	2,775	20,000	(17,225)	13.88%
Fire Fighter Contranct Pay	16,135	47,175	200,000	(152,825)	23.59%
Temporary Site Expenditures	-	-	100,000	(100,000)	0.00%
Total Fire Services	<u>23,717</u>	<u>176,211</u>	<u>670,200</u>	<u>(493,989)</u>	<u>26.29%</u>
Capital Expenditures					
Equipment	7,556	19,071	18,000	1,071	105.95%
Emergency Response Vehicles	-	-	90,000	(90,000)	0.00%
Capital Fund New Fire Station	-	-	900,000	(900,000)	0.00%
Total Capital Expenditures	<u>7,556</u>	<u>19,071</u>	<u>1,008,000</u>	<u>(988,929)</u>	<u>1.89%</u>
Contingency					
Contingency	-	-	22,000	(22,000)	0.00%
Total Contingency	<u>0</u>	<u>0</u>	<u>22,000</u>	<u>(22,000)</u>	<u>0.00%</u>
Total Expenses	<u>45,052</u>	<u>246,300</u>	<u>2,031,449</u>	<u>(1,785,149)</u>	<u>12.12%</u>
Net Change in Fund Balance	<u>\$ 131,993</u>	<u>\$ 156,628</u>	<u>\$ 0</u>		

These financial statements have not been audited or reviewed and no CPA expresses an opinion or a conclusion nor provides any assurance on them.

Exhibit E

JCESD4 - Jefferson County Emergency Services District No. 4

Check List

All Bank Accounts
January 19, 2026

Check Number	Check Date	Payee	Amount
Payroll Checks			
5508	01/19/26	Draper, Cristine A	997.38
5509	01/19/26	Stacey, David M	4,762.16
Payroll Check Total			<u>5,759.54</u>
Vendor Checks			
5588	01/19/26	AMERICAN WELDING & GAS, INC.	132.50
5589	01/19/26	DR. CHRISTOPHER ALAN BELL	500.00
5590	01/19/26	Bill Clark Pest Control, Inc	255.00
5591	01/19/26	Delta Industrial Service and Supply	870.00
5592	01/19/26	EMERGENCY POWER SERVICE	796.25
5593	01/19/26	Emergency Services Marketing Corp., Inc.	899.00
5594	01/19/26	The Examiner	37.50
5595	01/19/26	GALLS, LLC	196.47
5596	01/19/26	Green Acres Grocery, Inc.	412.89
5597	01/19/26	Joshua C. Heinz	400.00
5598	01/19/26	Lone Star Lube Right	465.58
5599	01/19/26	Love's Travel Stops & Country Stores	193.11
5600	01/19/26	Municipal Emergency Services, Inc.	3,095.91
5601	01/19/26	Orange Co. ESD No. 2	124.20
5602	01/19/26	Overhead Door Company of Beaumont, Inc.	405.20
5603	01/19/26	Hubert Oxford, IV	400.00
5604	01/19/26	Mary Ellen Robertson, CPA, PLLC	690.00
5605	01/19/26	SafetyMed, LLC	1,075.00
5606	01/19/26	Casey Sanders	866.67
5607	01/19/26	DAVID M STACEY	50.00
5608	01/19/26	Joyce M. Stacey	40.00
5609	01/19/26	Town and Country	205.66
5610	01/19/26	DONALD SCOTT WADE	400.00
5611	01/19/26	YATES AUTO & TRUCK REPAIR	1,148.76
5612	01/19/26	TRET ALLEN DARR	552.00
5613	01/19/26	Charles Daniel Eaves	2,898.00
5614	01/19/26	AARON MCNEIL	2,737.00
5615	01/19/26	CASEY PARIGI	3,450.00
5616	01/19/26	SEAN PETERSON	1,938.00
5617	01/19/26	NICHOLAS RAND	276.00
5618	01/19/26	LOGAN SMITH	1,415.00
5619	01/19/26	Jeremy Tullis	2,024.00
5620	01/19/26	Cristine Angelita Draper	45.00
5621	01/19/26	ROWDY YATES DRAPER	75.00
5622	01/19/26	Claudia Kester	90.00
5623	01/19/26	Kevin Kester	80.00
5624	01/19/26	Bruce King	525.00
5625	01/19/26	Randy Lyday	1,285.00
5626	01/19/26	CASEY PARIGI	90.00
5627	01/19/26	MICHAEL ANTHONY PARISE	425.00
5628	01/19/26	LOGAN SMITH	20.00
5629	01/19/26	DANIEL SUMMERS	555.00
5630	01/19/26	SCOTT WADE	75.00
5631	01/19/26	MARK WINSTEAD	360.00
5632	01/19/26	Unlimited Lawn Care	231.00
5633	01/19/26	Benckenstein & Oxford, L.L.P.	682.00
Vendor Check Total			<u>33,487.70</u>
Check List Total			<u>39,247.24</u>

Check count = 48

JCESD4 - Jefferson County Emergency Services District No. 4

Bank Account Register

Texas First Bank - Checking
December 16, 2025 - January 19, 2026

Date	Reference	Payee ID	Description	Checks/ Payments	Deposits/ Additions	Balance
			Beginning Balance			179,147.58
12/16/25		WJEFCTYMWD1	W. Jefferson Co. M.W.D	30.93		179,116.65
12/16/25		WJEFCTYMWD2	W. Jefferson CO. M.W.D.	30.93		179,085.72
12/16/25		WJEFCTYMWD3	W. JEFFERSON CO. M.W.D.	30.93		179,054.79
12/17/25		REPUBLIC992	REPUBLIC SERVICES #862	82.52		178,972.27
12/17/25		REPUBLIC958	REPUBLIC SERVICES #862	101.39		178,870.88
12/24/25		VISA 7643	VISA	207.30		178,663.58
12/24/25		VISA6511	VISA	429.08		178,234.50
12/24/25		TMOBILE	T-MOBILE	65.89		178,168.61
12/26/25		SPEC	SPECTRUM BUSINESS	120.45		178,048.16
12/31/25		VERIZON7725	Verizon Wireless	12.22		178,035.94
12/31/25		VERIZON5571	Verizon Wireless	417.89		177,618.05
12/31/25		TexasFirst	Texas First Bank	4.80		177,613.25
12/31/25			INTEREST PAID FOR DECEMBER 2025		87.07	177,700.32
01/08/26		ENTERGY892	Entergy	74.07		177,626.25
01/09/26			JCESD4-A SALES TAX DEPOSIT FOR DECEMBER 2025		5,940.04	183,566.29
01/09/26			JCESD4 SALES TAX DEPOSIT FOR DECEMBER 2025		118,410.96	301,977.25
01/12/26		ENGUARD	ENTERPRISE GUARDIAN INC. ENGUARD	100.00		301,877.25
01/12/26		ENTERGY878	ENTERGY	329.50		301,547.75
01/12/26		ENTERGY498	Entergy	357.61		301,190.14
01/13/26			JEFFERSON COUNTY PROPERTY TAX DEPOSIT FOR DECEMBER 2025		321,213.70	622,403.84
01/15/26		WJEFCTYMWD1	W. Jefferson Co. M.W.D	30.93		622,372.91
01/15/26		WJEFCTYMWD2	W. Jefferson CO. M.W.D.	30.93		622,341.98
01/15/26		WJEFCTYMWD3	W. JEFFERSON CO. M.W.D.	30.93		622,311.05
01/15/26		EFTPS	EFTPS on-line payroll tax payment	1,306.14		621,004.91
01/16/26		REPUBLIC992	REPUBLIC SERVICES #862	82.52		620,922.39
01/16/26		REPUBLIC958	REPUBLIC SERVICES #862	101.39		620,821.00
01/19/26	5508		Draper, Cristine A	997.38		619,823.62
01/19/26	5509		Stacey, David M Jr	4,762.16		615,061.46
01/19/26	5588	AWG	AMERICAN WELDING & GAS, INC.	132.50		614,928.96
01/19/26	5589	DRBELL	DR. CHRISTOPHER ALAN BELL	500.00		614,428.96
01/19/26	5590	BillClark	Bill Clark Pest Control, Inc	255.00		614,173.96
01/19/26	5591	DELTA	Delta Industrial Service and Supply	870.00		613,303.96
01/19/26	5592	EMERPOWER	EMERGENCY POWER SERVICE	796.25		612,507.71
01/19/26	5593	EMERGSERV	Emergency Services Marketing Corp., Inc.	899.00		611,608.71
01/19/26	5594	EXAMINER	The Examiner	37.50		611,571.21
01/19/26	5595	GALL	GALLS, LLC	196.47		611,374.74
01/19/26	5596	GREENACRES	Green Acres Grocery, Inc.	412.89		610,961.85
01/19/26	5597	HEINZ	Joshua C. Heinz	400.00		610,561.85
01/19/26	5598	LONESTAR	Lone Star Lube Right	465.58		610,096.27
01/19/26	5599	LOVES	Love's Travel Stops & Country Stores	193.11		609,903.16
01/19/26	5600	MESMun	Municipal Emergency Services, Inc.	3,095.91		606,807.25
01/19/26	5601	ORANGECTY	Orange Co. ESD No. 2	124.20		606,683.05
01/19/26	5602	OVERHEAD D	Overhead Door Company of Beaumont, Inc.	405.20		606,277.85
01/19/26	5603	OXFORD	Hubert Oxford, IV	400.00		605,877.85
01/19/26	5604	MER	Mary Ellen Robertson, CPA, PLLC	690.00		605,187.85
01/19/26	5605	SAFEMED	SafetyMed, LLC	1,075.00		604,112.85
01/19/26	5606	SANDERS	Casey Sanders	866.67		603,246.18
01/19/26	5607	DSTACEYREIM	DAVID M STACEY	50.00		603,196.18
01/19/26	5608	JOYCES	Joyce M. Stacey	40.00		603,156.18
01/19/26	5609	TOWNANDCOUN	Town and Country	205.66		602,950.52
01/19/26	5610	SWADE	DONALD SCOTT WADE	400.00		602,550.52
01/19/26	5611	YATES	YATES AUTO & TRUCK REPAIR	1,148.76		601,401.76
01/19/26	5612	TRETD	TRET ALLEN DARR	552.00		600,849.76
01/19/26	5613	CHARE	Charles Daniel Eaves	2,898.00		597,951.76

JCESD4 - Jefferson County Emergency Services District No. 4

Bank Account Register

Texas First Bank - Checking

December 16, 2025 - January 19, 2026

Date	Reference	Payee ID	Description	Checks/ Payments	Deposits/ Additions	Balance
01/19/26	5614	AARONMC	AARON MCNEIL	2,737.00		595,214.76
01/19/26	5615	CPARIGI	CASEY PARIGI	3,450.00		591,764.76
01/19/26	5616	SEANPET	SEAN PETERSON	1,938.00		589,826.76
01/19/26	5617	NICRAND	NICHOLAS RAND	276.00		589,550.76
01/19/26	5618	LOSMITH	LOGAN SMITH	1,415.00		588,135.76
01/19/26	5619	JEREMYT	Jeremy Tullis	2,024.00		586,111.76
01/19/26	5620	DRAPER	Cristine Angellita Draper	45.00		586,066.76
01/19/26	5621	RODRAPER	ROWDY YATES DRAPER	75.00		585,991.76
01/19/26	5622	CKESTER1099	Claudia Kester	90.00		585,901.76
01/19/26	5623	KESTER	Kevin Kester	80.00		585,821.76
01/19/26	5624	BRUCE	Bruce King	525.00		585,296.76
01/19/26	5625	LYDAY	Randy Lyday	1,285.00		584,011.76
01/19/26	5626	CPARIGI	CASEY PARIGI	90.00		583,921.76
01/19/26	5627	MPARISE	MICHAEL ANTHONY PARISE	425.00		583,496.76
01/19/26	5628	LOSMITH	LOGAN SMITH	20.00		583,476.76
01/19/26	5629	DANSUM	DANIEL SUMMERS	555.00		582,921.76
01/19/26	5630	SWADEREIM	SCOTT WADE	75.00		582,846.76
01/19/26	5631	MWINREIM	MARK WINSTEAD	360.00		582,486.76
01/19/26	5632	UNLIMITED	Unlimited Lawn Care	231.00		582,255.76
01/19/26	5633	BENCK	Benckenstein & Oxford, L.L.P.	682.00		581,573.76
Totals				<u>43,225.59</u>	<u>445,651.77</u>	<u>581,573.76</u>

Transaction count = 74

JCESD4 - Jefferson County Emergency Services District No. 4

Bank Account Register

TexSTAR Checking

December 16, 2025 - January 19, 2026

Date	Reference	Payee ID	Description	Checks/ Payments	Deposits/ Additions	Balance
			Beginning Balance			3,356,184.66
12/31/25			INTEREST PAID FOR DECEMBER 2025		10,901.95	3,367,086.61
			Totals	<u>0.00</u>	<u>10,901.95</u>	<u>3,367,086.61</u>

Transaction count = 1