

MINUTES OF THE REGULAR MEETING OF
THE BOARD OF COMMISSIONERS OF
JEFFERSON COUNTY EMERGENCY SERVICES DISTRICT NO. 4

A regular meeting of the Board of Commissioners of the Jefferson County Emergency Services District No. 4 (“District”) was called for at 5:30 p.m. on January 20, 2025, at the Labelle fire station, located at 12880 FM 365, Beaumont, Texas 77705, pursuant to notice duly posted according to law.

At approximately 5:30 p.m., the regular meeting was called to order. The roll was called of the duly constituted officers and members of the Board, to wit:

Jeff Roebuck	President
Charlie Reneau	Vice President
Davilyn Walston	Secretary
Sandra Melton	Treasurer
Robert Bordes	Assistant Treasurer

All of said Board members were present, thus constituting a quorum. Also present were: David Stacey, District Fire Chief; Cristy Draper, District Administrative Assistant; Joshua C. Heinz of Benckenstein & Oxford, LLP, attorneys for the District; and, the individuals identified on the attendance log attached hereto as **Exhibit A**.

Upon establishing that a quorum was present, President Roebuck asked for public comment as set forth in Agenda Item No. 3, and being as there was none, the Board moved along to Agenda Item No. 4, at which time Chief Stacey reviewed his written Chief’s Report, a copy of which is attached hereto as **Exhibit B**.


President Roebuck then directed the Board to Agenda Item No. 5 for review of the Minutes of the December 16, 2024 regular meeting. Upon motion by Vice President Reneau and seconded by Treasurer Melton, the proposed minutes were unanimously approved by the Board members present.

Next, the Board was directed to Agenda Item No. 6 for the Treasurer's Report. Treasurer Melton reported the following balances in the District's accounts, as reflected in her written Treasurer's Report and the bank statements attached hereto as **Exhibit C**: Texas First Bank checking (9417) - \$14,591.03 as of December 31, 2024, and \$402,997.11 as of January 18, 2025; and, TexSTAR general fund (1110) - \$2,120,949.28 as of December 31, 2024 and January 18, 2025. The District's total funds on deposit as of January 18, 2025 was \$2,523,946.39. Treasurer Melton also reviewed the District's monthly financial Statements of Activities, copies of which are attached hereto as **Exhibit D**. Per Chief Stacey's recommendation, Treasurer Melton then made a motion to transfer \$300,000.00 from the District's Texas First Bank checking (9417) account to the TexSTAR general fund (1110) account, which was seconded by Vice President Reneau and unanimously approved by the Board members present.

Since there were no purchase or expenditure requests to consider under Agenda Item No. 7, the Board moved along to Agenda Item No. 8 for approval and payment of the District's bills. Chief Stacey and Treasurer Melton reviewed with the Board the District's various monthly expenditures, as shown on the check spreadsheet attached hereto as **Exhibit E**. Upon motion by Treasurer Melton and seconded by Vice President Reneau, the Board members present unanimously approved payment of the District's bills and expenditures (Check Nos. 5478-5479 and 5144-5180, plus the Spectrum Business, Visa, Entergy, Verizon Wireless, Enterprise Guardian, Republic Services, West Jefferson Co. MWD and other auto-debit payments).


Thereafter, the Board was then directed to Agenda Item No. 9, at which time Chief Stacey provided an update on the proposed new Fannett fire station design and layout, which he is working on with G&G Construction.

Being as there were no other matters to come before the Board under Agenda Item No. 10, the regular meeting was adjourned at approximately 6:10 p.m.



Jeff Roebuck, President
Date: 5/19/2025

ATTEST:



Davilyn Walston, Secretary
Date: 5/19/2025

Exhibit A



JEFFERSON COUNTY ESD No. 4

Regular Board Meeting

JANUARY 20, 2025

SIGN-IN SHEET

1. R Lyday 4110

2. Casey Sanders 402

3. Jerry Miller

4.

5.

6.

7.

8.

9.

10.

Exhibit B

FIRE CHIEF'S REPORT

Board Meeting on January 20, 2025

APPARATUS STATUS AS OF January 20, 2025

		INSERVICE	OUT OF SERVICE	
LABELLE				
	E41	x		Went in for annual service and repairs
	T41	x		
	B41	x		
	U4	X		
	B40	X		
	U43		x	Batteries bad.
	BB40	x		
FANNETT				
	E42	x		
	T42	X		
	B42	x		
	M4	X		
	U41	X		
CHEEK				
	E43	X		
	T43	x		
	B43	X		

STATION 1: LABELLE

- B40, "Brush Buggy" securing hardware has been installed.
- North West rear overhead door had to be repaired by Overhead Door on 01/06/25.
- Cold weather preparation for extreme winter "event" .

STATION 2: FANNETT

- Cellular repeater and Wi-Fi antenna installed 01/16/25

STATION 3: CHEEK

- Cold weather preparation for extreme winter "even".

EMS:

- No transport since last Board Meeting.
- No transport check deposited.
- Medical Coordinator is working on a Variance.

Fire:

- The Fire Chief had a meeting at Jefferson County Airport to discuss a large drill they are having in April 2025.

FIRE RECOVERY:

- No Fire Recovery Checks Deposited since last board meeting.
- 1 Fire Recovery incidents uploaded for collection since last board meeting.

ESD

- Received a new Lucas Device purchased and to be reimbursed by Texas Forestry Service Grant, 12/27/24
- Officers meeting was held on 1/10/24.
- The Fire Chief attended a meeting with TXDot and construction companies on 01/06/25. The meeting was concerning IH10 and the Boyt Rd overpass removal and traffic detours thru Fannett 01/17/25 – 01/20/25. Actual time of detours was less than one day.
- The Fire Chief was asked to be on the Rose Community Advisory Panel.
- The Fire Chief also attended via zoom, a meeting with TXdot and construction companies on the FM365 overpass removal and time frame.
- The Fire Chief and Administrative assistant are signed up for SAFE-D Conference Feb. 6 – 8th 2025, in Round Rock.

FIRE TRAINING:

- Fire training was held on 01/13/25

EMS TRAINING:

- EMS training is to be held on 01/28/25.

MEMBERSHIP:

- 37 members
- See Active Duty Report attached.

RUNS/CALL VOLUME:

- 60 emergency responses by JCESD4 in the month of December 2024.
- 46 or 75.4% of the calls were Medical/EMS calls.
- 22 members made calls in December 2024.
- 1 no responses for December 2024.

Paid-per-Call:

- Total of 228 calls were paid for the last quarter of 2024, totaling \$3,685.00

Paid Firefighter

- There is currently 8 Paid Firefighters. December 2024 totaled \$9,680.00
- December 16, Paid F.F started being scheduled for 24hrs a day. The day is broken down into two 12hr shifts.
- In December 2024 there were three days not covered by Paid F.F.

Filter statement

Filters **Alarm Date Range** 12/1/24 to 12/31/24

Fire Resources - Personnel and Units

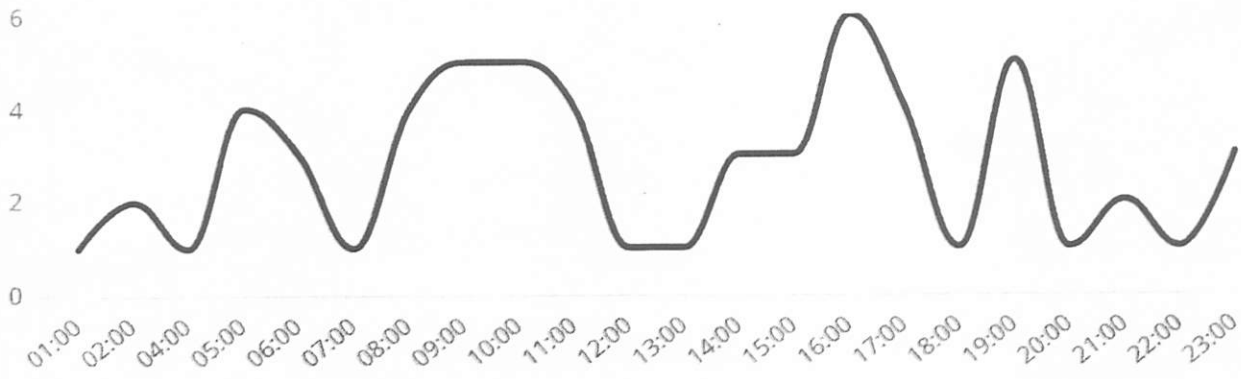
Total Incidents

Count of Incidents
61

Average Time On Scene

Average Time On Scene
70m:29s

Call Volume over Time



Chiefs Copy

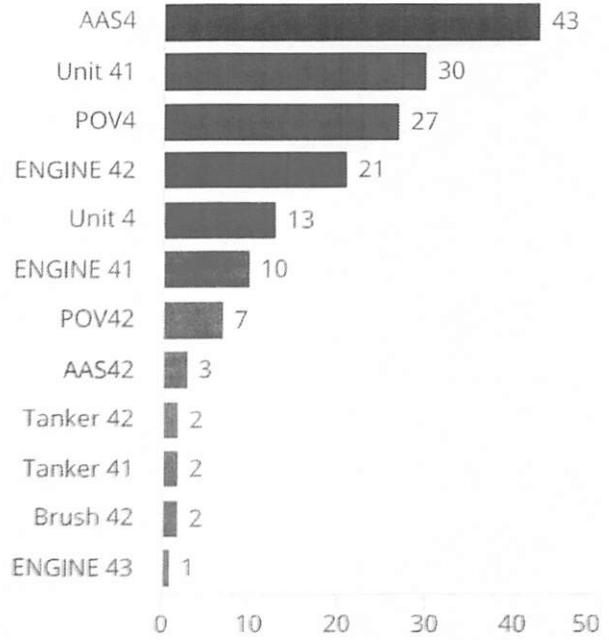
Filter statement

Filters **Alarm Date Range** 12/1/24 to 12/31/24

Breakdown of Calls by Unit

Unit Name	Percentage of Calls	Averag
AAS4	70.49%	
AAS42	4.92%	
Brush 42	3.28%	
ENGINE 41	16.39%	
ENGINE 42	34.43%	
ENGINE 43	1.64%	
POV4	44.26%	
POV42	11.48%	
Tanker 41	3.28%	
Tanker 42	3.28%	
Unit 4	21.31%	
Unit 41	49.18%	
Grand Total	100.00%	

Count of Calls by Unit



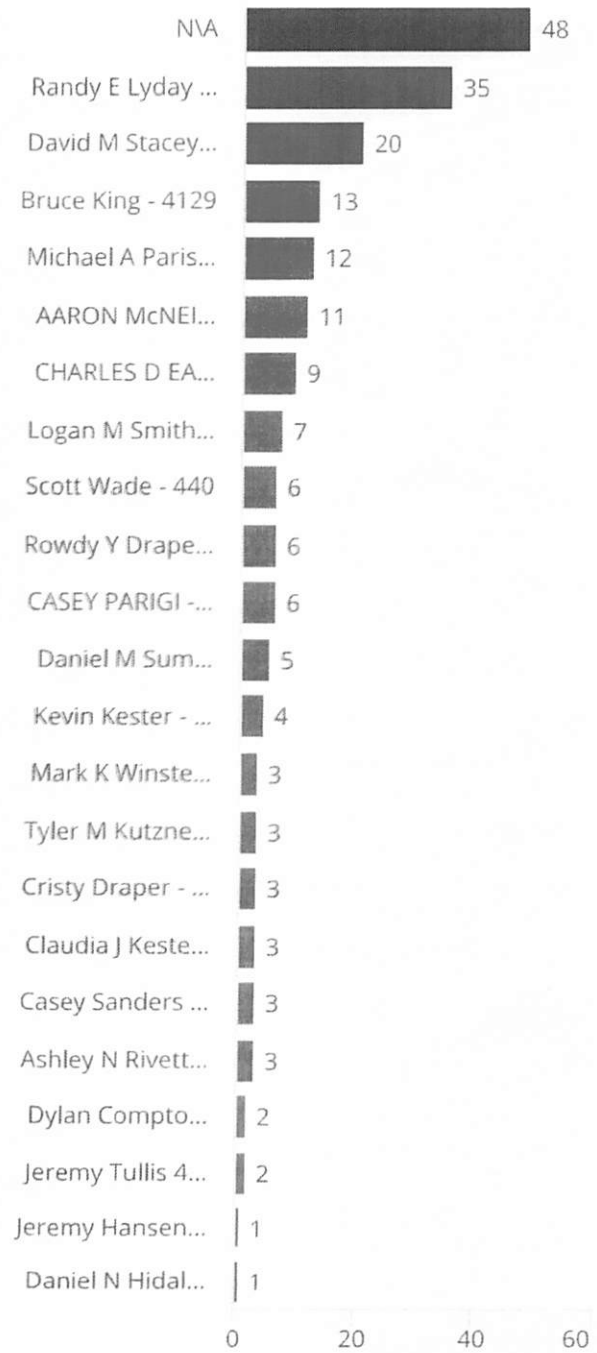
Filter statement

Filters **Alarm Date Range** 12/1/24 to 12/31/24

Percentage of Calls by Personnel

Unit Personnel Name	Percentage of Calls
N/A	78.69%
Randy E Lyday - 4110	57.38%
David M Stacey - 401	32.79%
Bruce King - 4129	21.31%
Michael A Parise - 4416	19.67%
AARON McNEIL - 4505	18.03%
CHARLES D EAVES 4503	14.75%
Logan M Smith - 4207	11.48%
Rowdy Y Draper - 422	9.84%
CASEY PARIGI - 4502	9.84%
Scott Wade - 440	9.84%
Daniel M Summers - 4204	8.20%
Kevin Kester - 4115	6.56%
Casey Sanders - 402	4.92%
Tyler M Kutzner - 4418	4.92%
Ashley N Rivett - 4124	4.92%
Mark K Winstead - 4131	4.92%
Claudia J Kester - 4125	4.92%
Cristy Draper - 4322	4.92%
Jeremy Tullis 4504	3.28%
Dylan Compton - 4106	3.28%
Daniel N Hidalgo 4134	1.64%
Jeremy Hansen - 4101	1.64%
Percentage of Calls	100.00%

Breakdown of Calls by Personnel



Filter statement

Filters **Alarm Date Range** 12/1/24 to 12/31/24

Fire Incident Types

Count of Total Incidents

Count of Incidents
61

Fire Calls

Count of Fire Calls
5
Percent of Fire Calls **8.2%**

EMS Calls

Count of EMS Calls
46
Percent of EMS Calls **75.4%**

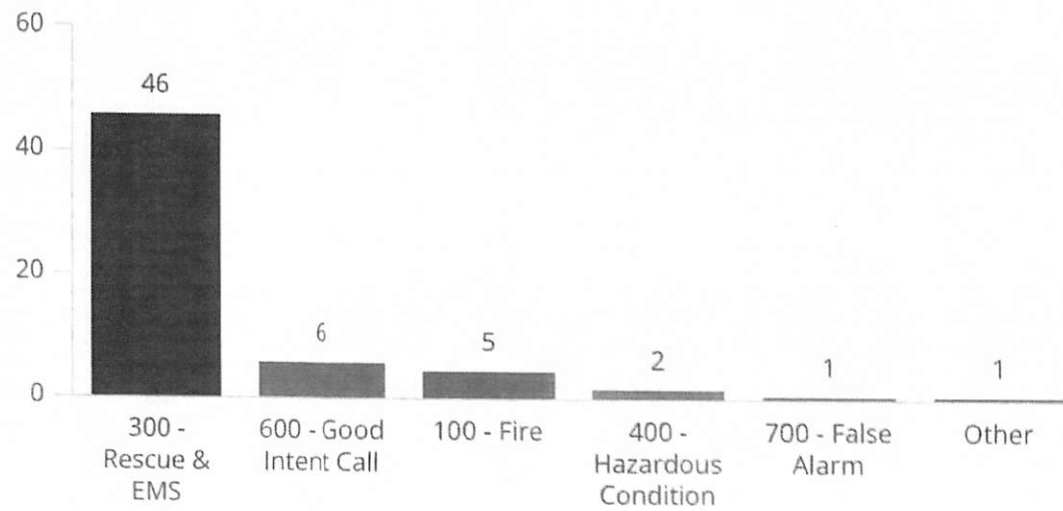
Other Calls

Count of Other Calls
10
Percent of Other Calls **16.4%**

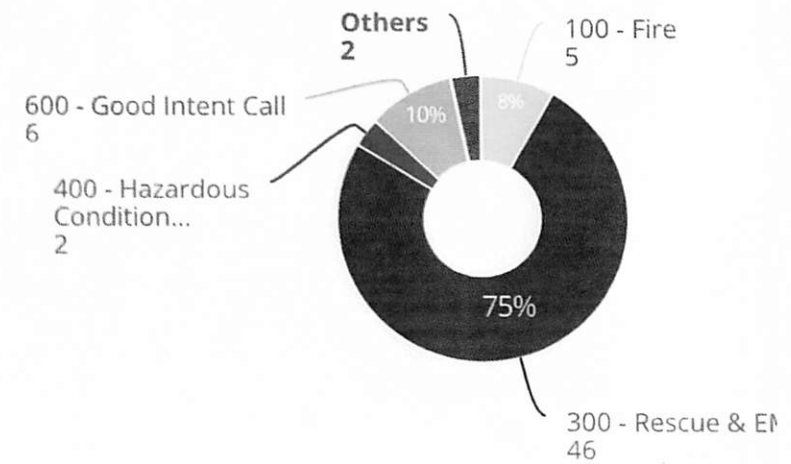
Filter statement

Filters **Alarm Date Range** 12/1/24 to 12/31/24

Count of Incidents by Incident Type Group and Year



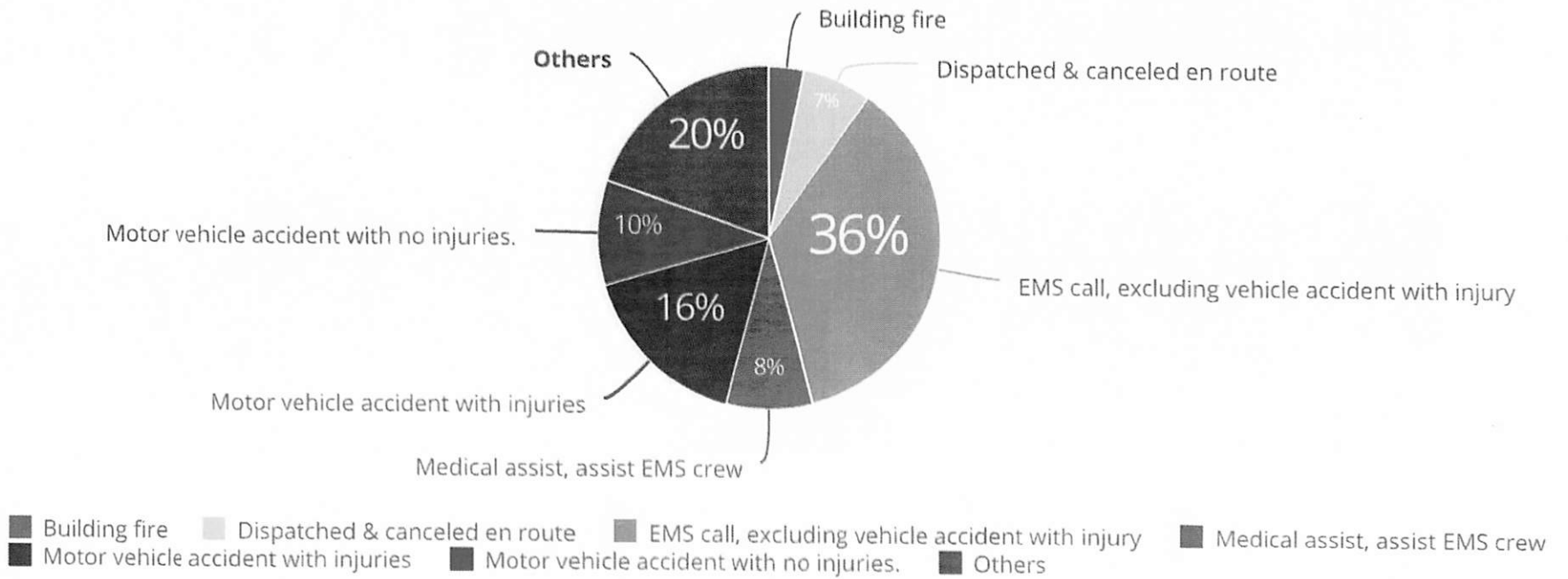
Percentage of Incident Type Group



Filter statement

Filters **Alarm Date Range** 12/1/24 to 12/31/24

Count of Incidents by Type copy



JCESD 4
MONTHLY ACTIVITY REPORT DECEMBER 2024

ID	JUNE	JULY	AUGUST	SEPTEMBER		OCTOBER		NOVEMBER		DECEMBER		JANUARY
				RUNS MADE	TRAINING	RUNS	TRAINING	RUNS	TRAINING	RUNS	TRAINING	
4144	0.00%	0	0	0	0	0	0	0	0	0	0	N/A
4139	0.00%	0	0	0	0	0	0	0	0	0	0	N/A
4106	4.84%	1	0	0	0	3/7	0	3	0	0	0	N/A
422	19.35%	13	8	12	1	14	2	9	0	0	6	N/A
4322	4.84%	5	1	1	1	3	2	2	0	0	3	N/A
4108	0.00%	0	0	2	0	0	1	1	0	0	0	N/A
4130		0	2	0	0	0	0	0	0	0	0	N/A
4101	0.00%	1	1	0	0	0	0	1	0	0	1	N/A
4401	0.00%	0	0	0	0	0	0	0	0	0	0	N/A
4134	1.61%	2	1	1	0	3	0	1	0	0	1	N/A
4328	0.00%	0	0	0	0	0	1	0	0	0	4	N/A
4115	1.61%	1	0	1	1	1	0	0	0	0	4	N/A
4125	1.61%	0	3	1	1	3	0	0	0	0	3	N/A
4223	1.61%	3	0	0	0	0	0	0	0	0	0	N/A
4129	19.35%	15	11	19	2	17	1	9	0	2	13	N/A
411	14.52%	4	4	2	1	0	0	0	0	0	0	N/A
4418	3.23%	1	4	2	0	3	0	2	0	0	3	N/A
4113		0	0	0	0	0	1	0	0	0	0	N/A
4110	46.77%	38	26	28	2	9	1	32	2	2	35	N/A
4416	11.29%	13	9	11	1	16	1	14	1	1	12	N/A
4119	1.61%	0	0	3	0	0/10	0	4	0	0	0	N/A
4124	0.00%	0	0	0	0	0	0	0	0	0	3	N/A
4226	0.00%	1	0	0	0	0	quit	0	0	0	0	N/A
430	1.61%	0	0	0	0	0	0	0	0	0	0	N/A
402	1.61%	1	0	0	1	4	1	2	1	1	3	N/A
4116	0.00%	0	0	0	0	0	0	0	0	0	0	N/A
4207	8.06%	9	4	4	0	5/4	1	12/1	0	0	2/5	N/A
4214	0.00%	0	0	0	0	0	0	0	0	0	0	N/A
401	43.55%	24	30	23	0	28	2	31	2	2	20	N/A
4320	0.00%	0	0	2	1	1	1	0	0	0	0	N/A
4204	12.90%	5	5	5	0	4	1	Deployed	Deployed	Deployed	5	N/A
4237	0.00%	0	0	0	0	0	0	0	0	0	0	N/A
4437	0.00%	0	0	0	0	0	0	0	0	0	0	N/A
4111	0.00%	0	0	1	0	2	0	1	0	0	0	N/A
440	11.29%	1	5	3	0	4	0	3	1	1	6	N/A
4121	6.61%	1	3	2	1	1	1	1	0	0	0	N/A
4206	0.00%	1	0	1	2	2	1	0	0	1	2	N/A
4131	13.00%	5	6	8	0	5	1	7	1	1	3	N/A
PER OF	62	68	55	61	71	71	62	62	60	60	60	
EMBER	21	20	17	20	22	22	20	20	22	22	22	
		13		20	16							

Exhibit C

BANK ACCOUNT BALANCES AS OF JANUARY 18, 2025

BANK ACCOUNT DETAIL FOR THE MONTH OF DECEMBER 2024 AND JANUARY 2025 YEAR-TO-DATE:

	12/31/2024	1/18/2025
	BALANCE	BALANCE
TEXAS FIRST BANK		
Checking Account #10229417	\$ 14,591.03	\$ 402,997.11
(Includes December Sales Tax Payment of \$75,279.40 (\$71,475.04 + \$3,804.36) in January 2025)		
TEXSTAR		
Dec Average Monthly Interest rate was 4.5642 from Nov rate of 4.7112%		
(Note: TEXSTAR account opened March 2023)	\$ 2,120,949.28	\$ 2,120,949.28
TOTAL FUNDS AS OF 01/18/2025	\$ 2,135,540.31	\$ 2,523,946.39

Deposits in January 2025 at Texas First Bank Account As Of 1/18/2025	DEPOSITS
01/10/2025 CPA State Fiscal/Inv-Payments (Sales Tax)	\$ 3,774.19
01/10/2025 CPA State Fiscal/Inv-Payments (Sales Tax)	\$ 66,270.07
01/13/2025 Jefferson County Property Tax Disbursement	\$ 322,249.39
(Total Sales Tax Revenue Received in January 2025 is \$70,044.26)	
TOTAL JANUARY 2025 DEPOSITS TO DATE:	\$ 392,293.65

Withdrawals in January 2025 at Texas First Bank Account As Of 1/18/2025	PAYMENTS/TRANSFERS
01/02/2025 Ck # 5123 - Hubert Oxford IV	\$ 400.00
01/03/2025 Ck # 4998 - Cristine Draper	\$ 1,170.53
01/08/2025 Entergy Payment	\$ 183.58
01/10/2025 - Enterprise Guard Payment	\$ 100.00
01/13/2025 - Entergy Payment	\$ 280.18
01/13/2025 - Entergy Payment	\$ 286.77
01/15/2025 - West Jefferson Water District	\$ 30.93
01/15/2025 - West Jefferson Water District	\$ 30.93
01/15/2025 - West Jefferson Water District	\$ 30.93
01/16/2025 - Republic Services Payment	\$ 76.28
01/16/2025 - Republic Services Payment	\$ 93.60
TOTAL JANUARY 2025 PAYMENTS TO DATE:	\$ 2,683.73



Helping Texans Build Texas®

www.texasfirst.bank

600 Gulf Freeway, Texas City, TX 77591

Return Service Requested

TELEPHONE BANKING
(409) 945-9889 (281) 538-2226
(855) 355-8321

CUSTOMER SERVICE
(409) 948-1993

1

**JEFFERSON COUNTY EMERGENCY
SERVICES DISTRICT No. 4
12880 FM 365 RD
BEAUMONT TX 77705-9682**

Page 1 of 5

Account Number: ****9417
Date 12/31/24

EM

PUBLIC FUNDS TIERED INT. JEFFERSON COUNTY EMERGENCY Acct XXXXXX9417

Summary of Activity Since Your Last Statement

Beginning Balance	12/01/24	39,058.93
Deposits / Misc Credits	5	117,729.13
Withdrawals / Misc Debits	52	142,197.03
** Ending Balance	12/31/24	14,591.03 **
Service Charge		1.50
Interest Paid Thru 12/31/24		24.34
Interest Paid Year To Date		1,544.69
Annual Percentage Yield Earned		.48 %
Number of Days for A.P.Y.E.		31
Average Balance for A.P.Y.E.		60,354.45
Minimum Balance		14,568
Enclosures		34

	Total for this period	Total year-to-date
Total Overdraft Fees	\$.00	\$.00
Total Returned Item Fees	\$.00	\$.00

Deposits and Other Credits

Date	Amount	Activity Description
12/10	1,250.00	EXXONMOBIL4956/EDI PAYMTS 495620008482464 JEFFERSON COUNTY
12/10	41,175.39	Jefferson CO Tax/ACH Property tax Disbursement 86 ESD 4
12/13	3,804.36	CPA STATE FISCAL/INV-PAYMTS 32092946816000 JEFFERSON CO ESD
12/13	71,475.04	CPA STATE FISCAL/INV-PAYMTS 32066141139000 JEFFERSON CO ESD
12/31	24.34	Interest Paid

**JEFFERSON COUNTY EMERGENCY
SERVICES DISTRICT No. 4
12880 FM 365 RD
BEAUMONT TX 77705-9682****1**

Page 2 of 5

Account Number: ****9417

Debits and Other Withdrawals

Date	Amount	Activity Description
12/03	10.05	VERIZON WIRELESS/PAYMENTS 064225772500001 000000064225772500001
12/03	417.89	VERIZON WIRELESS/PAYMENTS 094212557100001 000000094212557100001
12/09	95.12	ENTERGY TEXAS, I/BANK DRAFT JEFFERSON COUNTY ESD 4
12/10	100.00	ENTERPRISE GUARD/ENGUARD M80772969894 DAVID STACEY
12/11	366.11	ENTERGY TEXAS, I/BANK DRAFT JEFFERSON COUNTY ESD 4
12/11	370.53	ENTERGY TEXAS, I/BANK DRAFT JEFFERSON COUNTY ESD 4
12/13	1,227.94	IRS/USATAXPYMT 270474801001111 JEFFERSON COUNTY EMERG
12/16	30.93	WestJeffersnMWDp/Payment JEFFERSON COUNTY EDS
12/16	30.93	WestJeffersnMWDp/Payment JEFFERSON COUNTY ESD
12/16	30.93	WestJeffersnMWDp/Payment JEFFERSON CO. ESD 4
12/17	76.28	REPUBLICSERVICES/RSIBILLPAY 308622980992 JEFFERSON COUNTY ESD F
12/17	93.60	REPUBLICSERVICES/RSIBILLPAY 308622980958 JEFFERSON COUNTY ESD F
12/20	100,000.00	3879 - TEXAS SHO/INVESTMENT JEFFERSON COUNTY ESD 4
12/23	1,141.09	VISA/PAYMENT 487452XXXXX4955 DAVID STACEY JR
12/26	80.30	SPECTRUM/SPECTRUM JEFFERSON COUNTY ESD N
12/31	10.05	VERIZON WIRELESS/PAYMENTS 064225772500001 000000064225772500001
12/31	417.89	VERIZON WIRELESS/PAYMENTS 094212557100001 000000094212557100001
12/31	1.50	GLOBAL ITEM 5 at \$.30



Helping Texans Build Texas®

www.texasfirst.bank

600 Gulf Freeway, Texas City, TX 77591

Return Service Requested

TELEPHONE BANKING
(409) 945-9889 (281) 538-2226
(855) 355-8321

CUSTOMER SERVICE
(409) 948-1993

**JEFFERSON COUNTY EMERGENCY
SERVICES DISTRICT No. 4
12880 FM 365 RD
BEAUMONT TX 77705-9682**

Account Number: ****9417

Checks

Date	Check No	Amount	Date	Check No	Amount	Date	Check No	Amount
12/24	5042	41.09	12/24	5120	690.00	12/20	5135	1,320.00
12/24	5071*	104.36	12/23	5121	164.47	12/24	5136	957.00
12/18	5095*	59.58	12/23	5122	296.50	12/30	5137	1,573.00
12/02	5101*	1,566.67	12/26	5124*	19.90	12/27	5138	513.94
12/24	5105*	83.70	12/20	5125	866.67	12/20	5139	728.00
12/23	5106	400.00	12/23	5127*	6,627.43	12/23	5140	610.47
12/05	5108*	1,056.00	12/17	5128	100.00	12/27	5141	819.00
12/27	5115*	500.00	12/17	5129	60.00	12/23	5142	5,855.22
12/20	5116	274.00	12/27	5131*	231.00	12/19	5143	675.00
12/24	5117	32.67	12/23	5132	400.00	12/17	5477*	4,348.50
12/19	5118	400.00	12/20	5133	4,681.91			
12/27	5119	77.81	12/18	5134	1,562.00			

* indicates a break in check number sequence

Daily Balance Summary

Date	Balance	Date	Balance	Date	Balance
12/02	37,492.26	12/13	151,553.41	12/23	20,719.90
12/03	37,064.32	12/16	151,460.62	12/24	18,811.08
12/05	36,008.32	12/17	146,782.24	12/26	18,710.88
12/09	35,913.20	12/18	145,160.66	12/27	16,569.13
12/10	78,238.59	12/19	144,085.66	12/30	14,996.13
12/11	77,501.95	12/20	36,215.08	12/31	14,591.03

PUBLIC FUNDS SAVINGS	JEFFERSON COUNTY EMERGENCY	Acct XXXXXX1885
-----------------------------	-----------------------------------	------------------------

Summary of Activity Since Your Last Statement

Beginning Balance	12/01/24	.00	
Deposits / Misc Credits	0	.00	
Withdrawals / Misc Debits	0	.00	
** Ending Balance	12/31/24	.00	**
Service Charge		.00	
Interest Paid Year To Date		174.71	
Average Balance		25,770	
Minimum Balance		0	

Jefferson County Emergency Services No. 4
TEXAS FIRST BANK
DATE 12/24/24
AMOUNT \$ 41.09
PAY TO THE ORDER OF
Town of County
13158 Hwy 205
Beaumont, TX 77705
P00005042P *11331402550 *10229417P

12/24/2024 5042 \$41.09

Jefferson County Emergency Services No. 4
TEXAS FIRST BANK
DATE 12/05/24
AMOUNT \$ 1,056.00
PAY TO THE ORDER OF
UTLAN COMPTON
1434 LINDALE ROAD
BEAUMONT, TX 77705
P00005108P *11331402550 *10229417P

12/05/2024 5108 \$1,056.00

Jefferson County Emergency Services No. 4
TEXAS FIRST BANK
DATE 12/24/24
AMOUNT \$ 690.00
PAY TO THE ORDER OF
Mary Ellen Robertson, CPA, PLLC
500 N. 100 St
Beaumont, TX 77702
P00005120P *11331402550 *10229417P

12/24/2024 5120 \$690.00

Jefferson County Emergency Services No. 4
TEXAS FIRST BANK
DATE 12/24/24
AMOUNT \$ 104.36
PAY TO THE ORDER OF
Town and County
13158 Hwy 205
Beaumont, TX 77705
P00005071P *11331402550 *10229417P

12/24/2024 5071 \$104.36

Jefferson County Emergency Services No. 4
TEXAS FIRST BANK
DATE 12/27/24
AMOUNT \$ 500.00
PAY TO THE ORDER OF
DR. CHRISTOPHER ALAN BELL
509 SOUTH 19TH CITY HWY
WILCOX, TX 77651
P00005115P *11331402550 *10229417P

12/27/2024 5115 \$500.00

Jefferson County Emergency Services No. 4
TEXAS FIRST BANK
DATE 12/23/24
AMOUNT \$ 164.47
PAY TO THE ORDER OF
Mario Far Appurata Squares, Inc.
1796 STATE HWY 249 STE. 200
Houston, TX 77058
P00005121P *11331402550 *10229417P

12/23/2024 5121 \$164.47

Jefferson County Emergency Services No. 4
TEXAS FIRST BANK
DATE 12/18/24
AMOUNT \$ 59.58
PAY TO THE ORDER OF
Lore Star Laine Hight
1841 FIM ROAD
Beaumont, TX 77705
P00005095P *11331402550 *10229417P

12/18/2024 5095 \$59.58

Jefferson County Emergency Services No. 4
TEXAS FIRST BANK
DATE 12/20/24
AMOUNT \$ 274.00
PAY TO THE ORDER OF
Data Industrial Service and Supply
3158 SURREY DR
Port Neches, TX 77651
P00005116P *11331402550 *10229417P

12/20/2024 5116 \$274.00

Jefferson County Emergency Services No. 4
TEXAS FIRST BANK
DATE 12/23/24
AMOUNT \$ 296.50
PAY TO THE ORDER OF
Overhead Door Company of Beaumont, Inc.
1841 Main Lane
Beaumont, TX 77705
P00005122P *11331402550 *10229417P

12/23/2024 5122 \$296.50

Jefferson County Emergency Services No. 4
TEXAS FIRST BANK
DATE 12/02/24
AMOUNT \$ 1,566.67
PAY TO THE ORDER OF
SAPS-D - Texas State Assoc of Fire & Emerg
Professionals
P.O. Box 7064
Beaumont, TX 77705
P00005101P *11331402550 *10229417P

12/02/2024 5101 \$1,566.67

Jefferson County Emergency Services No. 4
TEXAS FIRST BANK
DATE 12/24/24
AMOUNT \$ 32.67
PAY TO THE ORDER OF
J & M Best Inc. - Star Health Claims Plan
2403 BUCKHORN AVE
SULEY, TX 77579
P00005117P *11331402550 *10229417P

12/24/2024 5117 \$32.67

Jefferson County Emergency Services No. 4
TEXAS FIRST BANK
DATE 12/26/24
AMOUNT \$ 19.90
PAY TO THE ORDER OF
PRM Medical Services, Inc.
2075 Collier Ave
Beaumont, TX 77705
P00005124P *11331402550 *10229417P

12/26/2024 5124 \$19.90

Jefferson County Emergency Services No. 4
TEXAS FIRST BANK
DATE 12/24/24
AMOUNT \$ 83.70
PAY TO THE ORDER OF
Town and County
13158 Hwy 205
Beaumont, TX 77705
P00005105P *11331402550 *10229417P

12/24/2024 5105 \$83.70

Jefferson County Emergency Services No. 4
TEXAS FIRST BANK
DATE 12/19/24
AMOUNT \$ 400.00
PAY TO THE ORDER OF
Joseph C. Hahn
1289 34th Ave
Beaumont, TX 77705
P00005118P *11331402550 *10229417P

12/19/2024 5118 \$400.00

Jefferson County Emergency Services No. 4
TEXAS FIRST BANK
DATE 12/20/24
AMOUNT \$ 866.67
PAY TO THE ORDER OF
Crown Services
4737 FM 965
Beaumont, TX 77705
P00005125P *11331402550 *10229417P

12/20/2024 5125 \$866.67

Jefferson County Emergency Services No. 4
TEXAS FIRST BANK
DATE 12/23/24
AMOUNT \$ 400.00
PAY TO THE ORDER OF
SCOTT VAUDE
8514 WINDSOR LN
Beaumont, TX 77705
P00005106P *11331402550 *10229417P

12/23/2024 5106 \$400.00

Jefferson County Emergency Services No. 4
TEXAS FIRST BANK
DATE 12/27/24
AMOUNT \$ 77.81
PAY TO THE ORDER OF
Lore's Travel 8026 & County Stores
P.O. Box 442584
Kansas City MO 64144-2953
P00005114P *11331402550 *10229417P

12/27/2024 5119 \$77.81

Jefferson County Emergency Services No. 4
TEXAS FIRST BANK
DATE 12/23/24
AMOUNT \$ 6,627.43
PAY TO THE ORDER OF
Spartan-Ralph Emergency Group, LLC
P.O. Box 67827
Dallas, TX 75267-8927
P00005127P *11331402550 *10229417P

12/23/2024 5127 \$6,627.43



Good Morning, Sandra Melton

Public Funds Tiered Int. **9417

Last Updated: January 18, 2025 7:53 AM

\$402,997.11 **\$402,997.11**
Current Balance Available Balance

[Transactions](#) [Details & Settings](#)

Search transactions

Date	Description	Amount
JAN 16 2025	REPUBLICSERVICES/RSIBILLPAY 308622980958 JEFFERSON COUNTY ESD F	(\$93.60) \$402,997.11
JAN 16 2025	REPUBLICSERVICES/RSIBILLPAY 308622980992 JEFFERSON COUNTY ESD F	(\$76.28) \$403,090.71
JAN 15 2025	WestJeffersnMWDp/Payment JEFFERSON COUNTY ESD	(\$30.93) \$403,166.99
JAN 15 2025	WestJeffersnMWDp/Payment JEFFERSON CO. ESD 4	(\$30.93) \$403,197.92
JAN 15 2025	WestJeffersnMWDp/Payment JEFFERSON COUNTY EDS	(\$30.93) \$403,228.85

JAN 13 2025	IRS/USATAXPYMT 270541355995625 JEFFERSON COUNTY EMERG	(\$1,203.84) \$403,259.78
JAN 13 2025	ENERGY TEXAS, I/BANK DRAFT JEFFERSON COUNTY ESD 4	(\$286.77) \$404,463.62
JAN 13 2025	ENERGY TEXAS, I/BANK DRAFT JEFFERSON COUNTY ESD 4	(\$280.18) \$404,750.39
JAN 13 2025	Jefferson CO Tax/ACH Property tax Disbursement 86 ESD 4	\$322,249.39 \$405,030.57
JAN 10 2025	ENTERPRISE GUARD/ENGUARD M80821828469 DAVID STACEY	(\$100.00) \$82,781.18
JAN 10 2025	CPA STATE FISCAL/INV-PAYMTS 32066141139000 JEFFERSON CO ESD	\$66,270.07 \$82,881.18
JAN 10 2025	CPA STATE FISCAL/INV-PAYMTS 32092946816000 JEFFERSON CO ESD	\$3,774.19 \$16,611.11
JAN 8 2025	ENERGY TEXAS, I/BANK DRAFT JEFFERSON COUNTY ESD 4	(\$183.58) \$12,836.92
JAN 3 2025	☒ Check - 4998	(\$1,170.53) \$13,020.50
JAN 2 2025	☒ Check - 5123	(\$400.00) \$14,191.03
DEC 31 2024	GLOBAL ITEM 5 at \$.30	(\$1.50) \$14,591.03
DEC 31 2024	Interest Paid	\$24.34 \$14,592.53
DEC 31 2024	VERIZON WIRELESS/PAYMENTS 094212557100001 0000000094212557100001	(\$417.89) \$14,568.19
DEC 31 2024	VERIZON WIRELESS/PAYMENTS 064225772500001 0000000064225772500001	(\$10.05) \$14,986.08

DEC 30 2024	☞ Check - 5137	(\$1,573.00) \$14,996.13	⋮
DEC 27 2024	☞ Check - 5141	(\$819.00) \$16,569.13	⋮
DEC 27 2024	☞ Check - 5138	(\$513.94) \$17,388.13	⋮
DEC 27 2024	☞ Check - 5115	(\$500.00) \$17,902.07	⋮
DEC 27 2024	☞ Check - 5131	(\$231.00) \$18,402.07	⋮
DEC 27 2024	☞ Check - 5119	(\$77.81) \$18,633.07	⋮
DEC 26 2024	☞ Check - 5124	(\$19.90) \$18,710.88	⋮
DEC 26 2024	SPECTRUM/SPECTRUM JEFFERSON COUNTY ESD N	(\$80.30) \$18,730.78	⋮
DEC 24 2024	☞ Check - 5136	(\$957.00) \$18,811.08	⋮
DEC 24 2024	☞ Check - 5120	(\$690.00) \$19,768.08	⋮
DEC 24 2024	☞ Check - 5071	(\$104.36) \$20,458.08	⋮
DEC 24 2024	☞ Check - 5105	(\$83.70) \$20,562.44	⋮
DEC 24 2024	☞ Check - 5042	(\$41.09) \$20,646.14	⋮
DEC 24 2024	☞ Check - 5117	(\$32.67) \$20,687.23	⋮
DEC 23 2024	☞ Check - 5127	(\$6,627.43) \$20,719.90	⋮

DEC 23 2024	☞ Check - 5142	(\$5,855.22) \$27,347.33	⋮
DEC 23 2024	☞ Check - 5140	(\$610.47) \$33,202.55	⋮
DEC 23 2024	☞ Check - 5106	(\$400.00) \$33,813.02	⋮
DEC 23 2024	☞ Check - 5132	(\$400.00) \$34,213.02	⋮
DEC 23 2024	☞ Check - 5122	(\$296.50) \$34,613.02	⋮
DEC 23 2024	☞ Check - 5121	(\$164.47) \$34,909.52	⋮
DEC 23 2024	VISA/PAYMENT 487452XXXXX4955 DAVID STACEY JR	(\$1,141.09) \$35,073.99	⋮
DEC 20 2024	☞ Check - 5133	(\$4,681.91) \$36,215.08	⋮
DEC 20 2024	☞ Check - 5135	(\$1,320.00) \$40,896.99	⋮
DEC 20 2024	☞ Check - 5125	(\$866.67) \$42,216.99	⋮
DEC 20 2024	☞ Check - 5139	(\$728.00) \$43,083.66	⋮
DEC 20 2024	☞ Check - 5116	(\$274.00) \$43,811.66	⋮
DEC 20 2024	3879 - TEXAS SHO/INVESTMENT JEFFERSON COUNTY ESD 4	(\$100,000.00) \$44,085.66	⋮
DEC 19 2024	☞ Check - 5143	(\$675.00) \$144,085.66	⋮
DEC 19 2024	☞ Check - 5118	(\$400.00) \$144,760.66	⋮

DEC 18 2024	☞ Check - 5134	(\$1,562.00) \$145,160.66	⋮
DEC 18 2024	☞ Check - 5095	(\$59.58) \$146,722.66	⋮
DEC 17 2024	☞ Check - 5477	(\$4,348.50) \$146,782.24	⋮
DEC 17 2024	☞ Check - 5128	(\$100.00) \$151,130.74	⋮
DEC 17 2024	☞ Check - 5129	(\$60.00) \$151,230.74	⋮
DEC 17 2024	REPUBLICSERVICES/RSIBILLPAY 308622980958 JEFFERSON COUNTY ESD F	(\$93.60) \$151,290.74	⋮
DEC 17 2024	REPUBLICSERVICES/RSIBILLPAY 308622980992 JEFFERSON COUNTY ESD F	(\$76.28) \$151,384.34	⋮
DEC 16 2024	WestJeffersnMWDp/Payment JEFFERSON CO. ESD 4	(\$30.93) \$151,460.62	⋮
DEC 16 2024	WestJeffersnMWDp/Payment JEFFERSON COUNTY ESD	(\$30.93) \$151,491.55	⋮
DEC 16 2024	WestJeffersnMWDp/Payment JEFFERSON COUNTY EDS	(\$30.93) \$151,522.48	⋮
DEC 13 2024	IRS/USATAXPYMT 270474801001111 JEFFERSON COUNTY EMERG	(\$1,227.94) \$151,553.41	⋮
DEC 13 2024	CPA STATE FISCAL/INV-PAYMTS 32066141139000 JEFFERSON CO ESD	\$71,475.04 \$152,781.35	⋮
DEC 13 2024	CPA STATE FISCAL/INV-PAYMTS 32092946816000 JEFFERSON CO ESD	\$3,804.36 \$81,306.31	⋮
DEC 11 2024	ENERGY TEXAS, I/BANK DRAFT JEFFERSON COUNTY ESD 4	(\$370.53) \$77,501.95	⋮

DEC 11 2024	ENERGY TEXAS, I/BANK DRAFT JEFFERSON COUNTY ESD 4	(\$366.11) \$77,872.48	⋮
DEC 10 2024	ENTERPRISE GUARD/ENGUARD M80772969894 DAVID STACEY	(\$100.00) \$78,238.59	⋮
DEC 10 2024	Jefferson CO Tax/ACH Property tax Disbursement 86 ESD 4	\$41,175.39 \$78,338.59	⋮
DEC 10 2024	EXXONMOBIL4956/EDI PAYMTS 495620008482464 JEFFERSON COUNTY	\$1,250.00 \$37,163.20	⋮
DEC 9 2024	ENERGY TEXAS, I/BANK DRAFT JEFFERSON COUNTY ESD 4	(\$95.12) \$35,913.20	⋮
DEC 5 2024	☞ Check - 5108	(\$1,056.00) \$36,008.32	⋮
DEC 3 2024	VERIZON WIRELESS/PAYMENTS 094212557100001 0000000094212557100001	(\$417.89) \$37,064.32	⋮
DEC 3 2024	VERIZON WIRELESS/PAYMENTS 064225772500001 0000000064225772500001	(\$10.05) \$37,482.21	⋮
DEC 2 2024	☞ Check - 5101	(\$1,566.67) \$37,492.26	⋮
NOV 29 2024	GLOBAL ITEM 1 at \$.30	(\$0.30) \$39,058.93	⋮
NOV 29 2024	Interest Paid	\$48.19 \$39,059.23	⋮
NOV 29 2024	☞ Check - 5098	(\$400.00) \$39,011.04	⋮
NOV 27 2024	☞ Check - 5094	(\$810.00) \$39,411.04	⋮
NOV 27 2024	☞ Check - 5096	(\$36.00) \$40,221.04	⋮

NOV 26 2024	☞ Check - 5099	(\$799.30) \$40,257.04	⋮
NOV 26 2024	☞ Check - 5089	(\$500.00) \$41,056.34	⋮
NOV 26 2024	☞ Check - 5113	(\$462.00) \$41,556.34	⋮
NOV 26 2024	☞ Check - 5107	(\$108.00) \$42,018.34	⋮
NOV 26 2024	☞ Check - 5063	(\$5.99) \$42,126.34	⋮
NOV 26 2024	☞ Check - 5100	(\$5.59) \$42,132.33	⋮
NOV 26 2024	3879 - TEXAS SHO/INVESTMENT JEFFERSON COUNTY ESD 4	(\$75,000.00) \$42,137.92	⋮
NOV 25 2024	☞ Check - 5103	(\$7,899.74) \$117,137.92	⋮
NOV 25 2024	☞ Check - 5091	(\$796.94) \$125,037.66	⋮
NOV 25 2024	☞ Check - 5090	(\$500.00) \$125,834.60	⋮
NOV 25 2024	☞ Check - 5092	(\$32.82) \$126,334.60	⋮
NOV 25 2024	SPECTRUM/SPECTRUM JEFFERSON COUNTY ESD N	(\$80.30) \$126,367.42	⋮
NOV 22 2024	☞ Check - 5097	(\$690.00) \$126,447.72	⋮
NOV 22 2024	☞ Check - 5112	(\$682.00) \$127,137.72	⋮
NOV 22 2024	☞ Check - 5114	(\$650.00) \$127,819.72	⋮

NOV 22 2024	☞ Check - 5109	(\$264.00) \$128,469.72	⋮
NOV 22 2024	VISA/PAYMENT 487452XXXXX4955 DAVID STACEY JR	(\$909.43) \$128,733.72	⋮
NOV 22 2024	VISA/PAYMENT 487452XXXXX7643 CASEY SANDERS	(\$28.68) \$129,643.15	⋮
NOV 21 2024	☞ Check - 5110	(\$1,848.00) \$129,671.83	⋮
NOV 21 2024	☞ Check - 5102	(\$866.67) \$131,519.83	⋮
NOV 20 2024	☞ Check - 5111	(\$1,859.00) \$132,386.50	⋮
NOV 20 2024	☞ Check - 5093	(\$400.00) \$134,245.50	⋮
NOV 19 2024	☞ Check - 4999	(\$4,348.50) \$134,645.50	⋮

Page totals: Credits: [9] **\$510,070.97** | Debits: [91] **(\$246,067.86)**



JEFFERSON COUNTY ESD 4
ATTN SANDRA J MELTON
12880 FM 365 RD
BEAUMONT TX 77705-9682

MONTHLY STATEMENT OF ACCOUNT

ACCOUNT: 1230911110

ACCOUNT NAME: GENERAL FUND

STATEMENT PERIOD: 12/01/2024 - 12/31/2024

TEXSTAR MONTHLY SUMMARY: THE AVERAGE MONTHLY RATE WAS 4.5642%. THE AVERAGE WEIGHTED AVERAGE MATURITY WAS 36 DAYS AND THE NET ASSET VALUE FOR 12/31/24 WAS 1.000229.

MONTHLY ACTIVITY DETAIL

TRANSACTION DATE	DESCRIPTION	CONFIRMATION NUMBER	TRANSACTION AMOUNT	BALANCE
	BEGINNING BALANCE			2,082,239.60
12/20/2024	ACH DEPOSIT	231677	100,000.00	2,182,239.60
12/31/2024	MONTHLY POSTING	9999888	8,217.97	2,190,457.57
	ENDING BALANCE			2,190,457.57

MONTHLY ACCOUNT SUMMARY

BEGINNING BALANCE	2,082,239.60
TOTAL DEPOSITS	100,000.00
TOTAL WITHDRAWALS	0.00
TOTAL INTEREST	8,217.97
ENDING BALANCE	2,190,457.57
AVERAGE BALANCE	2,120,949.28

ACTIVITY SUMMARY (YEAR-TO-DATE)

ACCOUNT NAME	DEPOSITS	WITHDRAWALS	INTEREST
GENERAL FUND	1,066,432.53	0.00	88,339.82

Balance Summary

Account Name	Account Number	Fund Name	Balance	Balance Last Checked on
JEFFERSON COUNTY ESD 4 GENERAL FUND	1230911110	TexSTAR	2,190,457.57 USD	01/18/2025
Grand Total:			2,190,457.57 USD	

disclaimers:

The characteristics above are provided for informational purposes only and are not designed to be a recommendation for any specific investment product, strategy, or other purposes. For any questions about this information, please contact TexSTAR Participant Services at 1-800-839-7827.

Exhibit D

Jefferson County Emergency Services District No. 4
Statement of Activities (Modified Cash Basis)
All Locations

	1 Month Ended 12/31/2024 Actual	3 Months Ended 12/31/2024 Actual	Annual Budget	Over (Under) Budget	% of Budget Used to Date
Revenue					
Ad Valorem Taxes	\$ 41,453	\$ 59,867	\$ 799,000	\$ (739,133)	7.49%
Sales and Use Tax Revenue	76,562	263,385	700,000	(436,615)	37.63%
Grants	1,250	5,069	10,000	(4,931)	50.69%
EMS Billing	-	-	5,000	(5,000)	0.00%
Fire Recovery	-	-	5,000	(5,000)	0.00%
Interest Income	8,242	24,120	50,824	(26,704)	47.46%
Other Income	-	22,777	5,000	17,777	455.54%
Sale of Equipment	-	-	1,500	(1,500)	0.00%
Donation of Property	-	-	371,000	(371,000)	0.00%
Total Revenue	<u>127,507</u>	<u>375,218</u>	<u>1,947,324</u>	<u>(1,572,106)</u>	<u>19.27%</u>
Operating Expenses					
Advertising	-	119	3,500	(3,381)	3.40%
Bank Fees	2	5	250	(245)	2.00%
Accounting	690	1,957	19,000	(17,043)	10.30%
Cleaning & Building Maintenance/Repairs	1,236	2,198	13,000	(10,802)	16.91%
Lawn Service	231	1,655	6,500	(4,845)	25.46%
Office Supplies & Postage	166	905	2,000	(1,095)	45.25%
Dues & Fees	-	-	1,500	(1,500)	0.00%
Tax & Appraisal Fees	277	902	22,500	(21,598)	4.01%
Sales and Use Tax Fees	1,531	5,268	14,000	(8,732)	37.63%
Interest Expense	-	-	3,967	(3,967)	0.00%
Insurance - VFIS District	-	-	500	(500)	0.00%
Legal/Professional	1,475	5,857	20,000	(14,143)	29.29%
Lodging/Meals/Travel & Regist ESD	-	-	7,500	(7,500)	0.00%
District Manager	1,500	6,000	18,000	(12,000)	33.33%
Administrative Assistant	1,110	3,428	15,600	(12,172)	21.97%
Payroll Tax Expense	504	1,198	2,600	(1,402)	46.08%
Small Equipment Purchases (less than \$5,000)	4,769	4,927	5,000	(73)	98.54%
Website Development and Maintenance	-	-	3,500	(3,500)	0.00%
Utilities	832	2,595	9,000	(6,405)	28.83%
Internet	920	1,963	6,500	(4,537)	30.20%
Telephone/Cell Phone	20	60	1,000	(940)	6.00%
Water & Garbage	263	788	3,800	(3,012)	20.74%
Note Payable - 3000 Gal Tanker (New -2022-23)	-	-	44,457	(44,457)	0.00%
Total Operating Expenses	<u>15,526</u>	<u>39,825</u>	<u>223,674</u>	<u>(183,849)</u>	<u>17.80%</u>

Jefferson County Emergency Services District No. 4
Statement of Activities (Modified Cash Basis)
All Locations

	1 Month Ended 12/31/2024 Actual	3 Months Ended 12/31/2024 Actual	Annual Budget	Over (Under) Budget	% of Budget Used to Date
Emergency Medical Services					
EMS - Medics - Contract Labor	-	-	175,000	(175,000)	0.00%
EMS - Medical Coordinator	400	1,200	4,800	(3,600)	25.00%
Billing - Admin. Fees	19	59	600	(541)	9.83%
Billing - Collection Fees	-	-	1,100	(1,100)	0.00%
Data/Connectivity (Phone)	96	192	650	(458)	29.54%
EMS-Medical Director	500	1,500	6,000	(4,500)	25.00%
Equipment (New/Repair/Testing)	-	-	9,000	(9,000)	0.00%
Medical Supplies	20	2,640	15,000	(12,360)	17.60%
Tuition/Reg/Certification/Dues	709	2,018	7,500	(5,482)	26.91%
Vehicle Repair & Maintenance	-	-	6,000	(6,000)	0.00%
Fuel	33	33	2,000	(1,967)	1.65%
Total Emergency Medical Services	<u>1,777</u>	<u>7,642</u>	<u>227,650</u>	<u>(220,008)</u>	<u>3.36%</u>
Fire Services					
Fire Chief - Telephone Allowance	100	100	600	(500)	16.67%
Certification Dues	300	300	500	(200)	60.00%
Fire Chief	3,500	8,250	42,000	(33,750)	19.64%
Small Equipment Purchases	-	547	8,000	(7,453)	6.84%
Fire Field Meals	-	70	1,000	(930)	7.00%
Dispatch Services/I Am Responding	-	21,335	23,000	(1,665)	92.76%
Vehicle Repair & Maintenance	6,648	14,867	55,000	(40,133)	27.03%
Travel/Lodging/Meals/Trans Expenses	-	-	2,000	(2,000)	0.00%
Emergency Response Mileage/Pay Per Call	-	-	1,000	(1,000)	0.00%
Personal Protection Equipment	274	805	25,000	(24,195)	3.22%
Air-Pack SCBA Inspection & Repair	-	661	3,000	(2,339)	22.03%
Equipment, Boots, Gloves-Insp/Repairs	66	564	9,000	(8,436)	6.27%
Fire Uniforms	-	-	5,000	(5,000)	0.00%
Supplies - Hoses/Nozzles/Tarps	-	-	10,000	(10,000)	0.00%
Training & Materials/Tuition/Registration	-	3,106	5,000	(1,894)	62.12%
Fuel	695	2,215	10,000	(7,785)	22.15%
Insurance - Prop. & Liab.	728	53,434	57,000	(3,566)	93.74%
Insurance - Worker's Compensation	-	-	20,000	(20,000)	0.00%
Maint., Repairs & Fees - Comm/Radios	-	12,828	16,000	(3,172)	80.18%
Personal Protective Equipment - Inspection	-	-	4,500	(4,500)	0.00%
Payroll Tax Expense	-	-	3,500	(3,500)	0.00%
Supplies - Fire	711	776	5,000	(4,224)	15.52%
Quartermaster/Station Attendant	-	750	9,000	(8,250)	8.33%
Software - Emer Reporting	5,855	5,855	10,000	(4,145)	58.55%
Billing - Collection Fees	14	280	1,500	(1,220)	18.67%
Assitant Fire Chief	867	2,600	10,400	(7,800)	25.00%
Pay Per Call	-	3,785	15,000	(11,215)	25.23%
Fire Fighter Conranct Pay	5,412	11,121	88,000	(76,879)	12.64%
Total Fire Services	<u>25,170</u>	<u>144,249</u>	<u>440,000</u>	<u>(295,751)</u>	<u>32.78%</u>
Capital Expenditures					
New Firestation	-	-	25,000	(25,000)	0.00%
Capital Expenditures - Other	-	-	22,000	(22,000)	0.00%
Capital Expenditures - Tower Removal	-	-	15,000	(15,000)	0.00%
Capital Expenditure - Donated Property	-	-	371,000	(371,000)	0.00%
Capital Fund New Fire Station	-	-	600,000	(600,000)	0.00%
Total Capital Expenditures	<u>0</u>	<u>0</u>	<u>1,033,000</u>	<u>(1,033,000)</u>	<u>0.00%</u>
Contingency					
Contingency	-	-	23,000	(23,000)	0.00%
Total Contingency	<u>0</u>	<u>0</u>	<u>23,000</u>	<u>(23,000)</u>	<u>0.00%</u>
Total Expenses	<u>42,473</u>	<u>191,716</u>	<u>1,947,324</u>	<u>(1,755,608)</u>	<u>9.85%</u>
Net Change in Fund Balance	<u>\$ 85,034</u>	<u>\$ 183,502</u>	<u>\$ 0</u>		

These financial statements have not been audited or reviewed and no CPA expresses an opinion or a conclusion nor provides any assurance on them.

Exhibit E

File Edit View Actions Setup Help

Print Current Check Ctrl+P
 Print Current Deposit Slip Ctrl+D
 Import
 Print Reports
 Print Checks
 Exit Alt+F4

Enter Transactions
 Print Reports
 Reconcile Bank Account

Setup
 Bank Accounts
 Vendors

Accounting
 Firm

Search for assistance

Bank Account: Texas First Bank

Reference	ID	Description	Payment	Deposit	Balance
5144	DRBELL	DR. CHRISTOPHER ALAN BELL	500.00		400,860.32
1/20/2025 5145	BillClark	Bill Clark Pest Control, Inc	255.00		400,605.32
1/20/2025 5146	Bound	Bound Tree Medical, LLC	1,787.66		398,817.66
1/20/2025 5147	COUNTYHOM	County Home & Outdoors	109.95		398,707.71
1/20/2025 5148	DELTA	Delta Industrial Service and Supply	3,470.00		395,237.71
1/20/2025 5149	EXAMINER	The Examiner	37.50		395,200.21
1/20/2025 5150	GREENACRES	Green Acres Grocery, Inc.	684.50		394,515.71
1/20/2025 5151	HEINZ	Joshua C. Heinz	400.00		394,115.71
1/20/2025 5152	JEFFCTYTAX	Allison Nathan Getz, Tax Assessor-Collector	4,234.44		389,881.27
1/20/2025 5153	MER	Mary Ellen Robertson, CPA, PLLC	690.00		389,191.27
1/20/2025 5154	ORANGECTY	Orange Co. ESD No. 2	124.20		389,067.07
1/20/2025 5155	OXFORD	Hubert Oxford, IV	400.00		388,667.07
1/20/2025 5156	PRN	PRN Medical Services, Inc.	39.80		388,627.27
1/20/2025 5157	SANDERS	Casey Sanders	866.67		387,760.60
1/20/2025 5158	DSTACEYREIM	DAVID M STACEY	50.00		387,710.60
1/20/2025 5159	JOYCES	Joyce M. Stacey	80.00		387,630.60
1/20/2025 5160	TOWNANDCOUN	Town and Country	165.93		387,464.67
1/20/2025 5161	SWADE	DONALD SCOTT WADE	400.00		387,064.67
1/20/2025 5162	WITMER	Witmer Public Safety Group, Inc.	68.75		386,995.92
1/20/2025 5163	CHARE	Charles Daniel Eaves	2,640.00		384,355.92
1/20/2025 5164	AARONMC	AARON MCNEIL	2,816.00		381,539.92
1/20/2025 5165	CPARIGI	CASEY PARIGI	1,848.00		379,691.92
1/20/2025 5166	NICRAND	NICHOLAS RAND	528.00		379,163.92
1/20/2025 5167	LOSMITH	LOGAN SMITH	1,320.00		377,843.92
1/20/2025 5168	JEREMYT	Jeremy Tullis	528.00		377,315.92
1/20/2025 5169	DRAPER	Cristine Angelita Draper	75.00		377,240.92
1/20/2025 5170	RODRAPER	ROWDY YATES DRAPER	460.00		376,780.92
1/20/2025 5171	CKESTER1099	Claudia Kester	90.00		376,690.92
1/20/2025 5172	KESTER	Kevin Kester	80.00		376,610.92
1/20/2025 5173	TYLERK	Tyler Kutzner	125.00		376,485.92
1/20/2025 5174	LYDAY	Randy Lyday	1,230.00		375,255.92
1/20/2025 5175	MPARISE	MICHAEL ANTHONY PARISE	795.00		374,460.92
1/20/2025 5176	LOSMITH	LOGAN SMITH	170.00		374,290.92
1/20/2025 5177	DANSUM	DANIEL SUMMERS	180.00		374,110.92
1/20/2025 5178	MWINREIM	MARK WINSTEAD	270.00		373,840.92

Printed | Source: Data Entry (Client) | Tentative Balance: 368,289.53, Balance: 368,289.53

Add Delete Void Reverse [Edit Multiple Transactions](#) Enter Cancel

Current Posting Period: 12/31/2024

- Accounting
- Client Dashboard
- Print Checks
- Enter Transactions
- Print Reports
- Reconcile Bank Account
- Setup
- Bank Accounts
- Vendors

Enter Transactions

Search Filter Bank Account: Texas First Bank

Date	Reference	ID	Description	Payment	Deposit	Balance
1/20/2025	5149	EXAMINER	The Examiner	37.50		395,200.21
1/20/2025	5150	GREENACRES	Green Acres Grocery, Inc.	684.50		394,515.71
1/20/2025	5151	HEINZ	Joshua C. Heinz	400.00		394,115.71
1/20/2025	5152	JEFFCTYTAX	Allison Nathan Getz, Tax Assessor-Collector	4,234.44		389,881.27
1/20/2025	5153	MER	Mary Ellen Robertson, CPA, PLLC	690.00		389,191.27
1/20/2025	5154	ORANGECTY	Orange Co. ESD No. 2	124.20		389,067.07
1/20/2025	5155	OXFORD	Hubert Oxford, IV	400.00		388,667.07
1/20/2025	5156	PRN	PRN Medical Services, Inc.	39.90		388,627.27
1/20/2025	5157	SANDERS	Casey Sanders	866.67		387,760.60
1/20/2025	5158	DSTACEYREIM	DAVID M STACEY	50.00		387,710.60
1/20/2025	5159	JOYCES	Joyce M. Stacey	80.00		387,630.60
1/20/2025	5160	TOWNANDCOUN	Town and Country	165.93		387,464.67
1/20/2025	5161	SWADE	DONALD SCOTT WADE	400.00		387,064.67
1/20/2025	5162	WITMER	Witmer Public Safety Group, Inc.	68.75		386,995.92
1/20/2025	5163	CHARE	Charles Daniel Eaves	2,640.00		384,355.92
1/20/2025	5164	AARONMC	AARON MCNEIL	2,816.00		381,539.92
1/20/2025	5165	CPARIGI	CASEY PARIGI	1,843.00		379,696.92
1/20/2025	5166	NICRAND	NICHOLAS RAND	528.00		379,168.92
1/20/2025	5167	LOSMITH	LOGAN SMITH	1,320.00		377,848.92
1/20/2025	5168	JEREMYT	Jeremy Tullis	528.00		377,320.92
1/20/2025	5169	DRAPER	Cristine Angelita Draper	75.00		377,245.92
1/20/2025	5170	RODRAPER	ROWDY YATES DRAPER	450.00		376,795.92
1/20/2025	5171	CKESTER1099	Claudia Kester	90.00		376,705.92
1/20/2025	5172	KESTER	Kevin Kester	80.00		376,625.92
1/20/2025	5173	TYLERK	Tyler Kutzner	125.00		376,500.92
1/20/2025	5174	LYDAY	Randy Lyday	1,230.00		375,270.92
1/20/2025	5175	MPARISE	MICHAEL ANTHONY PARISE	795.00		374,475.92
1/20/2025	5176	LOSMITH	LOGAN SMITH	170.00		374,305.92
1/20/2025	5177	DANSUM	DANIEL SUMMERS	180.00		374,125.92
1/20/2025	5178	MWINREIM	MARK WINSTEAD	270.00		373,855.92
1/20/2025	5179	UNLIMITED	Unlimited Lawn Care	231.00		373,624.92
1/20/2025	5180	SWADEREIM	SCOTT WADE	210.00		373,414.92
1/20/2025	5478	DRAPER	Draper, Cristine A	761.89		372,653.03
1/20/2025	5479	STACEY	Stacey, David M Jr	4,348.50		368,304.53

Printed | Source: Data Entry (Client) | Tentative Balance: 368,289.53, Balance: 368,289.53

Current Posting Period: 12/31/2024