

MINUTES OF THE REGULAR MEETING OF  
THE BOARD OF COMMISSIONERS OF  
JEFFERSON COUNTY EMERGENCY SERVICES DISTRICT NO. 4

A regular meeting of the Board of Commissioners of the Jefferson County Emergency Services District No. 4 ("District") was called for at 5:30 p.m. on February 16, 2026, at the Labelle fire station, located at 12880 FM 365, Beaumont, Texas 77705, pursuant to notice duly posted according to law.

At approximately 5:30 p.m., the regular meeting was called to order. The roll was called of the duly constituted officers and members of the Board, to wit:

Jeff Roebuck	President
Charlie Reneau	Vice President
Davilyn Walston	Secretary
Sandra Melton	Treasurer
Robert Bordes	Assistant Treasurer

All of said Board members were present, with the exception of Secretary Walston and Assistant Treasurer Bordes, thus constituting a quorum. Also present were: David Stacey, District Fire Chief; Cristy Draper, District Administrative Assistant; Joshua Heinz of Benckenstein & Oxford, LLP, attorney for the District; and, the individuals listed on the attendance log attached hereto as Exhibit A.

Upon establishing that a quorum was present, President Roebuck asked for public comment as set forth in Agenda Item No. 3, and being as there was none, the Board moved along to Agenda Item No. 4, at which time Chief Stacey reviewed his monthly written Chief's Report, a copy of which is attached hereto as Exhibit B.

President Roebuck then directed the Board's attention to Agenda Item No. 5 for review of the Minutes of the January 19, 2026 regular meeting. Upon motion by Vice

President Reneau and seconded by Treasurer Melton, the proposed minutes were unanimously approved by the Board members present.


Next, the Board was directed to Agenda Item No. 6 for review of the Treasurer's Report, a copy of which is attached hereto as Exhibit C. The Treasurer's Report reflects the following balances in the District's accounts: Texas First Bank checking (9417) - \$86,151.50 as of January 31, 2026, and \$474,907.72 as of February 16, 2026; and, TexSTAR general fund investment (1110) - \$3,878,144.14 as of January 31, 2026 and February 16, 2026. The District's total funds on deposit as of February 16, 2026 was \$4,353,051.86. Treasurer Melton then reviewed with the Board the District's monthly financial Statement of Activities, a copy of which is attached hereto as Exhibit D.


Then, under Agenda Item No. 7, Chief Stacey advised the Board of and requested approval for making the annual loan payment on 2023 Pierce Tanker apparatus (Tanker 41), in the amount of \$48,423.79. Upon motion by Vice President Reneau and seconded by Treasurer Melton, the Board members present unanimously approved and authorized the annual loan payment.

The Board then moved along to Agenda Item No. 8 for approval and payment of the District's bills. Chief Stacey reviewed with the Board the District's various monthly expenditures, as shown on the Check List and Bank Account Registers attached hereto as Exhibit E. Upon motion by Treasurer Melton and seconded by Vice President Reneau, the Board members present unanimously approved payment of the District's bills and expenditures (Check Nos. 5510-5511 and 5634-5668, plus the Spectrum Business, Visa, Entergy, Verizon Wireless, T-Mobile, Enterprise Guardian, and other auto-debit payments).

Thereafter, the Board was directed to Agenda Item No. 9, at which time Treasurer Melton nominated President Roebuck and Vice President Reneau, along with Chief Stacey, to serve on a committee for purposes of reviewing and grading qualification proposals submitted by various design/build firms in response to the District's request for same for construction of the new Fannett fire station. The motion was seconded by Vice President Reneau and unanimously approved the Board members present.

Being as there were no surplus/salvage items to consider under Agenda Item No. 10, and no other matters to come before the Board under Agenda Item No. 11, the regular meeting was adjourned at approximately 5:55 p.m.

  
\_\_\_\_\_  
Jeff Roebuck, President  
Date: 3/16/2026

ATTEST:  
  
\_\_\_\_\_  
Davilyn Walston, Secretary  
Date: 3/16/2026

# Exhibit A



**JEFFERSON COUNTY ESD No. 4**

**Regular Board Meeting**

February 16, 2026

SIGN-IN SHEET

1. Casey J. Parigi 4502
2. [Signature]
3. Mark Winstead 4131
4. Cary Daniels 402
- 5.
- 6.
- 7.
- 8.
- 9.
- 10.

# Exhibit B

# FIRE CHIEF'S REPORT

**Board Meeting on February 16, 2026**

	INSERVICE	OUT OF SERVICE	
<b>LABELLE</b>			
	E41		X
			At Siddons for Service and Repairs 2/9/26
	T41	x	
	B41		X
			Electric issues not starting
	U4	X	
	F550	x	
			Skid unit starter and switches repaired.
	U43	x	
	BB40	x	
<b>FANNETT</b>			
	E42	x	
			Chip in Windshield "repaired"
	T42	X	
	B42R	x	
	M4	X	
	U41	X	
<b>CHEEK</b>			
	E43	x	
	T43	x	
			Portable tank not on apparatus. Broken latch
	B43	X	

## STATION 1: LABELLE

- Backup generator is not working properly.
- B42 Skid unit repaired. Replaced all the start buttons and the starter on the skid unit Engine. 1/21/26

## STATION 2: FANNETT

- 

## STATION 3: CHEEK

- Brush 43 brought to Station 1 during cold weather event.

## EMS:

- No transport since last Board Meeting.
- Medical supplies ordered, 2/3/26

## Fire:

- Burn Ban was initiated by the County Judge on 2/10/26.
- Fire Chief attended a Zoom meeting with H2O which is a company working on the Jefferson County Community Wildfire Protection Plan, 2/09/26.
- Six purchases were made from Delta totaling \$8,038.13 which includes the Thermal Imaging

Cameras that were approved by the Board \$6,935.00

- New Thermal Imaging Camera Replaced under warranty due to not working properly. 2/2/26
- Allied Breathing Air Completed Bi-Annual service on the SCBA compressor 2/12/26

#### **FIRE RECOVERY:**

- 2 Fire Recovery incidents uploaded for billing since last Board meeting.
- No Deposits

#### **ESD:**

- Cold Spell was managed with no incidents with JCESD4 station, equipment or apparatus.
- RFQ questions and comments held at Labelle station 2/3/26.
- Annual ESO renewal invoice has been revised to \$5,166.48.
- Capital purchase of Thermal imaging cameras was made and received on 1/21/26
- Community CPR Class scheduled for March 7<sup>th</sup>, 2026 at 10:00
- Fire Chief Attended Sabine Neches Chief's meeting on 2/4/26
- Fire Chief met with a local uniform Vendor.
- Payment of Pierce 3000gal Tanker 41 is due **April 13, 2026, \$48,423.79**
- Treasures', Sandra Melton, Bond was completed, \$1,250.00 , is good for 1yr.

#### **FIRE TRAINING:**

- Fire Training was held on January 12, 2026 on the new Thermal Imaging Cameras

#### **EMS TRAINING:**

- EMS training was held on 01/27/26.

#### **MEMBERSHIP:**

- 27 Volunteer members.
- See Active-Duty Report attached.

#### **RUNS/CALL VOUME:**

- **79** emergency responses by JCESD4 in the month of January, 2026.
- 41 or 52% of the calls were Medical/EMS calls.
- 21 Volunteer members made calls in January 2026.
- **Zero** "no responses" for January, 2026.
- **6** Structure fires were made in January 2026. Two of those were Mutual Aid.

#### **Contract Firefighter:**

- 9 Contracted Firefighters are on the roster.
- 3 shifts not covered in January 2026. (one shift is 12hrs)
- Total pay for Contract Firefighters for January 2026 was \$16,514.00

#### **Salvage items:**

- NONE

Filter statement

Filters **Days in Core incident onset date/time** 1/1/26 to 1/31/26 | **Incident status** Exclude: Inactive

# Fire Incident Count (NERIS)


Count of Incidents by month, day, hour of day,

Count of Total Incidents

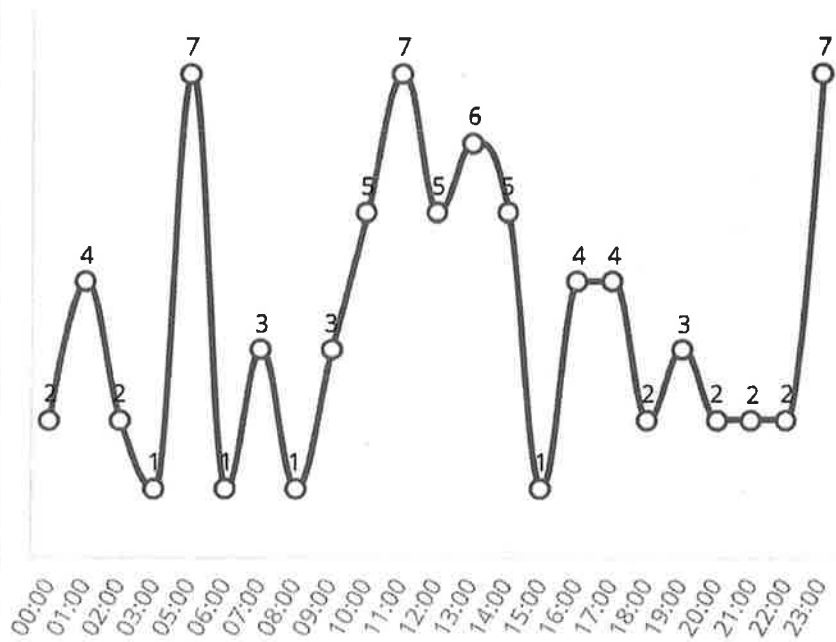
Count of Incidents

# 79

Incident Count by Day of Week



Incident Count by Hour of Day



## Incident Count and Percentage by Personnel

Crew Name	Count of Incidents	Percentage of Incidents
Lyday - 4110, Randy E	24	37.50%
Stacey - 401, David M	20	31.25%
PARIGI - 4502, CASEY	18	28.13%
Summers - 4204, Daniel Mark	15	23.44%
PETERSON, SEAN - 4508	13	20.31%
King - 4129, Bruce	13	20.31%
Winstead - 4131, Mark K	9	14.06%
Draper - 4322, Cristy	8	12.50%
EAVES 4503, CHARLES DANIEL	8	12.50%
Draper - 422, Rowdy Y	8	12.50%
McNEIL - 4505, AARON	6	9.38%
Parise - 4416, Michael A	5	7.81%
Tullis 4504, Jeremy	5	7.81%
Wheless - 4509, Jacob	5	7.81%
Sanders - 402, Casey	4	6.25%
Smith - 4207, Logan M	3	4.69%
Wade - 440, Scott	3	4.69%
Hansen - 4101, Jeremy	3	4.69%
Compton - 4106, Dylan	2	3.13%
Williams - 4121, Thomas V	2	3.13%
Kester - 4125, Claudia J	1	1.56%
Sampson - 430, Jared	1	1.56%
Kester - 4115, Kevin	1	1.56%
Stacey - 4320, Joyce M	1	1.56%
DARR, TRET - 4507	1	1.56%
Franklin - 4108, Darrell S	1	1.56%
DAVIS - 4130, MORGAN	1	1.56%
<b>Grand Total</b>	<b>64</b>	<b>100.00%</b>

Filter statement

Filters Incident onset 1/1/26 to 1/31/26 Incident status Locked, Draft, InReview

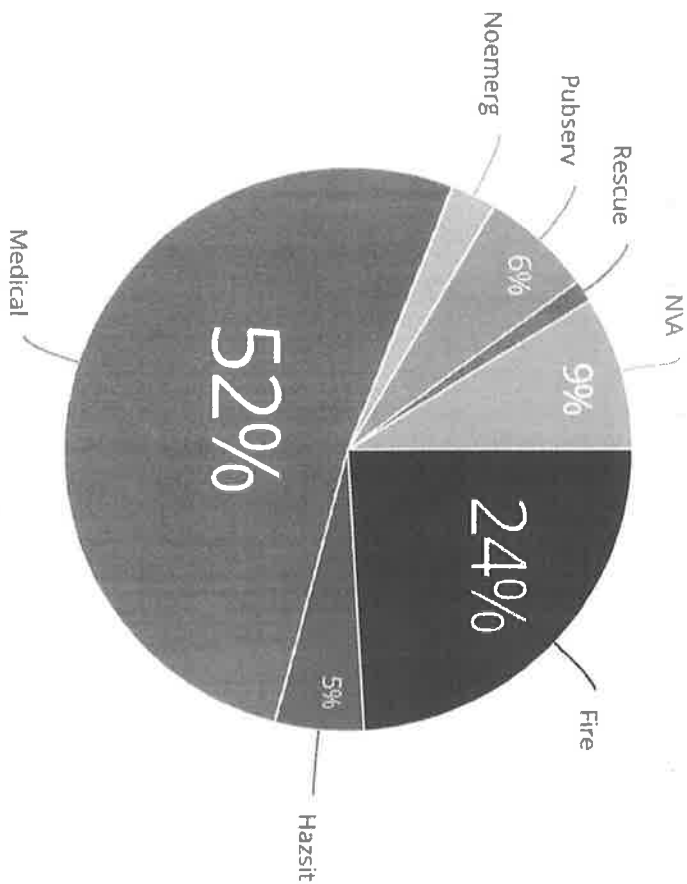
# Incident Types (NERIS)

Count of Incidents	Count of Medical Incidents...	Count of Fire Incidents (Pri...	Count of Other Incidents (...)	Mutual Aid Given or Receiv...
Count of Incidents <b>79</b>	Count of EMS Calls <b>41</b> Percent of EMS Calls 51.90%	Count of Fire Calls <b>19</b> Percent of Fire Calls 24.05%	Count of Other Calls <b>19</b> Percent of Other Calls 24.05%	Aid Given <b>10</b> Aid Received 19
Count of Exposures <b>1</b>				

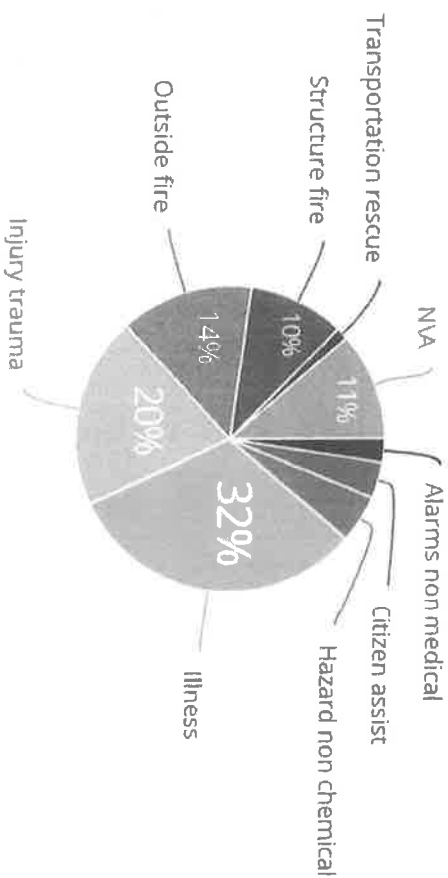
Filter statement

Filters Incident onset 1/1/26 to 1/31/26 | Incident status Locked, Draft, InReview

Primary Incident Type by Category



Primary Incident Types by Subcategory



Incident Types (NERIS) Page 16, 00:00 12/4/2024 PM Fire Incidents (NERIS)

Filter statement

Filters Incident onset 1/1/26 to 1/31/26 Incident status Locked, Draft, InReview

Count of Fire Incidents

Vegetation / grass fire	8
Structural involvement	6
Other outside fire	3
Confined cooking / appliance fire	2

## Incident Details

Incident Number	Onset Date	Onset Time	Street Address	Incident Type	Additional Incident Type(s)
2026-000007	1/1/26	05:12	6067 1st Street	Other outside fire	N/A
2026-000010	1/1/26	07:20	11857 Brooks Road	Structural involvement	N/A
2026-000019	1/1/26	23:21	20436 Hwy 365	CO alarm	N/A
2026-000025	1/2/26	13:06	8862 Labelle Road	Vegetation / grass fire	N/A
2026-000034	1/2/26	23:08	8684 Phillips Street	Altered mental status	N/A
2026-000036	1/2/26	23:36	18609 County Line Road	N/A	N/A
2026-000040	1/3/26	11:20	5830 Cardinal Court	Heart problems	N/A
2026-000041	1/3/26	11:28	17507 Highway 124	Structural involvement	N/A
2026-000051	1/3/26	19:46	6711 Smith Road	Fall	N/A
2026-000052	1/3/26	21:37	14448 CRAIGEN Road	Vegetation / grass fire	N/A
2026-000053	1/4/26	05:09	14946 Labelle Road	Altered mental status	N/A
2026-000062	1/4/26	16:02	7191 Wilford Road	Vegetation / grass fire	N/A
2026-000063	1/4/26	17:12	9414 Old Gilbert Road	Chest pain (non-trauma)	N/A
2026-000065	1/4/26	18:15	8505 MCDERMAND Road	Vegetation / grass fire	N/A
2026-000070	1/5/26	03:01	5867 Cardinal Court	N/A	N/A
2026-000071	1/5/26	05:12	12000 Highway 124 Highway	Motor vehicle collision	Extrication / entrapped rescue
2026-000075	1/5/26	13:43	18112 IH 10	Other outside fire	N/A
2026-000077	1/5/26	14:18	1090 N Hamshire Road	Vegetation / grass fire	N/A
2026-000081	1/6/26	10:00	11635 Labelle Road	N/A	N/A
2026-000086	1/6/26	23:20	7788 SMITH Road	Motor vehicle collision	N/A
2026-000097	1/7/26	19:47	8553 Blewett Road	Breathing problems	N/A
2026-000112	1/8/26	16:20	10960 Sheila Court	Breathing problems	N/A

## Incident Details

Incident Number	Onset Date	Onset Time	Street Address	Incident Type	Additional Incident Type(s)
2026-000118	1/9/26	01:12	13812 Craigen Road	Fall	N/A
2026-000119	1/9/26	02:54	7570 Hillebrandt Road	Assault	N/A
2026-000120	1/9/26	05:39	BAYOU Drive	N/A	N/A
260109-160416-JCESD4T	1/9/26	10:04		N/A	N/A
2026-000121	1/9/26	12:17	11108 East Lane	N/A	N/A
2026-000136	1/10/26	09:09	IH 10 845 MM	Motor vehicle collision	N/A
2026-000135	1/10/26	08:56	IH 10 WB @ Boyt	Motor vehicle collision	N/A
2026-000142	1/10/26	20:09	1600 Quail Run	Fall	N/A
2026-000144	1/10/26	21:21	845 IH 10 WB	Motor vehicle collision	N/A
2026-000154	1/11/26	17:04	1805 Hillebrandt Acres	Unknown problem (medical)	Sick case
2026-000157	1/12/26	07:16	9720 Winzer Road	Abdominal pain / problems	N/A
2026-000158	1/12/26	09:16	11088 Sandy Lane	Chest pain (non-trauma)	N/A
2026-000163	1/12/26	13:55	7705 S CHINA Road	CO alarm	N/A
2026-000168	1/13/26	01:11	5738 Daniel Drive	Breathing problems	N/A
2026-000174	1/13/26	10:27	16653 Highway 124	Overdose	N/A
2026-000180	1/13/26	16:32	11601 Shady Oaks	Overdose	N/A
2026-000187	1/14/26	11:36	6456 Boyt Road	Chest pain (non-trauma)	Fall
2026-000191	1/15/26	01:33	9705 Hargraves Lane	Fall	N/A
2026-000198	1/15/26	12:07	13825 Boondocks Road	Structural involvement	N/A
2026-000201	1/15/26	16:33	19901 Englin Road	Structural involvement	N/A
2026-000208	1/16/26	10:03	1381 Hillebrandt Acres	Heart problems	N/A
2026-000213	1/16/26	14:57	6262 Farm To Market 365	Other outside fire	Wildfire - wildland
2026-000223	1/17/26	11:09	13551 IH 10	Motor vehicle collision	N/A

## Incident Details

Incident Number	Onset Date	Onset Time	Street Address	Incident Type	Additional Incident Type(s)
2026-000224	1/17/26	12:39	8618 Kidd Road	Fall	N/A
260117-201839-JCESD4T	1/17/26	14:18		N/A	N/A
2026-000249	1/19/26	07:10	7570 Hillebrandt Road	Stroke / CVA	N/A
2026-000252	1/19/26	11:33	18693 Hwy 365	Electrical hazard / short circuit	N/A
2026-000254	1/19/26	12:22	10866 Mahon Lane	Stroke / CVA	N/A
2026-000255	1/19/26	12:40	13967 Craigen Road	Vegetation / grass fire	N/A
2026-000257	1/19/26	13:15	8886 Bayou Din Drive	Vegetation / grass fire	N/A
2026-000259	1/19/26	14:56	12498 Louis Drive	Lift assist	N/A
2026-000269	1/20/26	00:28	8729 Clinton Drive	Fall	N/A
2026-000273	1/20/26	11:50	640 Hillebrandt Acres	Fall	N/A
2026-000276	1/20/26	14:42	IH 10	Cancelled	N/A
2026-000277	1/20/26	15:33	IH10 Westbound	Well person check	N/A
2026-000281	1/20/26	19:17	7452 Patterson Road	Lift assist	N/A
2026-000298	1/21/26	17:09	IH 10	Motor vehicle collision	N/A
2026-000300	1/21/26	22:15	10412 Lawhon Road	Fall	N/A
2026-000304	1/22/26	02:41	1523 2nd Street	Confined cooking / appliance fire	Structural involvement
2026-000307	1/22/26	13:12	15845 Highway 124	Convulsions / seizures	N/A
2026-000315	1/24/26	01:10	10924 Koelemay Drive	Overdose	N/A
2026-000317	1/24/26	06:09	7606 Boyt Road	Breathing problems	N/A
2026-000316	1/24/26	05:52	MM 836 IH10 EB	Motor vehicle collision	N/A
2026-000319	1/24/26	09:51	10902 Greenway Drive	Chest pain (non-trauma)	N/A
2026-000326	1/25/26	00:07	13159 FM 365	Breathing problems	N/A
2026-000333	1/25/26	11:33	6009 Daniel Drive	Psychological / behavior issues	N/A
2026-000340	1/26/26	13:07	5847 Cardinal Court	Confined cooking / appliance fire	N/A

## Incident Details

Incident Number	Onset Date	Onset Time	Street Address	Incident Type	Additional Incident Type(s)
2026-000344	1/26/26	18:08	15275 Elizabeth Drive	Breathing problems	N/A
2026-000348	1/26/26	22:33	IH 10	Motor vehicle collision	N/A
2026-000357	1/27/26	05:51	1500 S CHINA Road	Structural involvement	N/A
2026-000361	1/27/26	10:45	11108 East Lane	Lift assist	N/A
2026-000366	1/27/26	20:45	11228 Blue Bonnet Lane	<del>Cardiac arrest</del>	Unknown problem (medical)
2026-000368	1/27/26	23:00	843 IH 10 Eastbound	Motor vehicle collision extrication / entrapment	Extrication / entrapped rescue
2026-000378	1/28/26	17:26	14523 LABELLE Road	Vegetation / grass fire	N/A
2026-000379	1/28/26	23:51	11073 Koelemay Drive	Structural involvement	N/A
2026-000397	1/30/26	05:33	8316 Wheat Lane	Fall	N/A
2026-000411	1/31/26	23:37	W IH10	Cancelled	N/A

2026 ACTIVE DUTY REPORTS

ID	JANUARY 2026		FEBRUARY 2026		MARCH 2026		APRIL 2026	
	RUNS	TRAINING	RUNS	TRAINING	RUNS	TRAINING	RUNS	TRAINING
4139	0	0						
4106	2	0						
422	8	0						
4322	8	0						
4108	1	0						
4101	3	0						
4401		0						
4134	0	0						
4328	0	0						
4115	1	0						
4125	1	0						
4223	0	0						
4129	13	1						
4110	24	2						
4416	5	1						
4119	1	0						
4124	2	0						
430	1	1						
402	4	1						
4207	0	0						
401	20	2						
4320	1	0						
4204	15	0						
4111	0	0						
440	3	0						
4121	2	1						
4206	0	0						
4131	9	0						
4502	1	0						
4130	1	0						
<b>NUMBER OF CALL</b>	79							
<b>OF MEMBERS MA</b>	21							

# Exhibit C

## JEFFERSON COUNTY ESD #4 FINANCIAL REPORT

BANK ACCOUNT DETAIL FOR THE MONTH OF JANUARY 2026 AND FEBRUARY 15, 2026 YEAR-TO-DATE:		
	1/31/2026	2/16/2026
	BALANCE	BALANCE
<b>TEXAS FIRST BANK</b>		
Checking Account #10229417	\$ 86,151.50	\$ 474,907.72
<b>TEXSTAR</b>		
Includes January TexStar interest payment of \$11,057.53 or 3.7074% percent	\$ 3,878,144.14	\$ 3,878,144.14
(Note: 2025 TOTAL TEXSTAR Interest was \$126,629.04)		
	<i>3,964,295.64</i>	
<b>TOTAL FUNDS AS OF 2/15/2026</b>	<b>\$ <del>3,317,436.64</del></b>	<b>\$ 4,353,051.86</b>

February 2026 Deposits at Texas First Bank As Of 02/15/2026	DEPOSITS
02/10/2026 Jefferson County Tax Payment	\$ 263,004.61
02/13/2026 CPA State Fiscal/Inv-Payments (Sales Tax)	\$ 125,918.71
02/13/2026 CPA State Fiscal/Inv-Payments (Sales Tax)	\$ 5,868.27
<b>TOTAL FEBRUARY 2026 DEPOSITS AS OF 02/15/2026</b>	<b>\$ 394,791.59</b>

02/02/2026 Global Item 9 @ \$.30	\$ 2.70
02/02/2026 Verizon	\$ 11.77
02/02/2026 Verizon	\$ 417.89
02/02/2026 Emergency Services Marketing	\$ 899.00
02/03/2026 Mary Ellen Robertson CPA, PLLC	\$ 690.00
02/13/2026 Safety Med LLC	\$ 1,075.00
02/05/2026 Lone Star Lube Right	\$ 465.58
02/06/2026 Nicholas Rand	\$ 276.00
02/10/2026 Enterprise Guard	\$ 100.00
02/11/2026 Entergy	\$ 127.83
02/12/2026 Entergy	\$ 290.85
02/12/2026 Entergy	\$ 384.53
02/13/2026 USA Tax Payment	\$ 1,296.92
<b>TOTAL FEBRUARY 2026 PAYMENTS AS OF 02/15/2026</b>	<b>\$ 6,038.07</b>



Helping Texans Build Texas®

www.texasfirst.bank

600 Gulf Freeway, Texas City, TX 77591

Return Service Requested

TELEPHONE BANKING  
(409) 945-9889 (281) 538-2226  
(855) 355-8321

CUSTOMER SERVICE  
(409) 948-1993

1

JEFFERSON COUNTY EMERGENCY  
SERVICES DISTRICT No. 4  
12880 FM 365 RD  
BEAUMONT TX 77705-9682

Page 1 of 6

Account Number: \*\*\*\*9417  
Date 01/30/26

EM

**PUBLIC FUNDS TIERED INT. JEFFERSON COUNTY EMERGENCY**

**Acct XXXXXX9417**

**Summary of Activity Since Your Last Statement**

Beginning Balance	1/01/26	185,730.03
Deposits / Misc Credits	4	445,909.26
Withdrawals / Misc Debits	57	545,487.79
** Ending Balance	1/31/26	86,151.50 **
Service Charge		2.70
Interest Paid Thru 1/31/26		344.56
Interest Paid Year To Date		344.56
Annual Percentage Yield Earned		1.31 %
Number of Days for A.P.Y.E.		31
Average Balance for A.P.Y.E.		312,401.15
Minimum Balance		85,809
Enclosures		42

	Total for this period	Total year-to-date
Total Overdraft Fees	\$ .00	\$ .00
Total Returned Item Fees	\$ .00	\$ .00

**Deposits and Other Credits**

Date	Amount	Activity Description
1/09	5,940.04	CPA STATE FISCAL/INV-PAYMTS 32092946816000 JEFFERSON CO ESD
1/09	118,410.96	CPA STATE FISCAL/INV-PAYMTS 32066141139000 JEFFERSON CO ESD
1/13	321,213.70	Jefferson CO Tax/ACH Paymen 7151170 JCESD NO 4
1/30	344.56	Interest Paid



Helping Texans Build Texas®

www.texasfirst.bank

600 Gulf Freeway, Texas City, TX 77591

Return Service Requested

TELEPHONE BANKING  
(409) 945-9889 (781) 538-2226  
(855) 355-8321

CUSTOMER SERVICE  
(409) 948-1993

**JEFFERSON COUNTY EMERGENCY  
SERVICES DISTRICT No. 4  
12880 FM 365 RD  
BEAUMONT TX 77705-9682**

Page **1**  
2 of 6

Account Number: \*\*\*\*9417

**Debits and Other Withdrawals**

Date	Amount	Activity Description
1/08	74.07	ENTERGY TEXAS, I/BANK DRAFT JEFFERSON COUNTY ESD 4
1/12	100.00	ENTERPRISE GUARD/ENGUARD M81402223830 DAVID STACEY
1/12	329.50	ENTERGY TEXAS, I/BANK DRAFT JEFFERSON COUNTY ESD 4
1/12	357.61	ENTERGY TEXAS, I/BANK DRAFT JEFFERSON COUNTY ESD 4
1/15	30.93	W Jefferson MWD/W Jefferso EFFERSON COUNTY ESD #4
1/15	30.93	W Jefferson MWD/W Jefferso RSON CO. ESD # 4 CHEEK
1/15	30.93	W Jefferson MWD/W Jefferso EFFERSON COUNTY EDS #4
1/15	1,306.14	IRS/USATAXPYMT 270641564598872 JEFFERSON COUNTY EMERG
1/16	82.52	REPUBLICSERVICES/RSIBILLPAY 308622980992 JEFFERSON COUNTY ESD F
1/16	101.39	REPUBLICSERVICES/RSIBILLPAY 308622980958 JEFFERSON COUNTY ESD F
1/23	65.89	T-MOBILE/PCS SVC 8138615 JEFFERSON COUNTY EMER
1/23	500,000.00	3879 - TEXAS SHO/INVESTMENT JEFFERSON COUNTY ESD 4
1/26	120.45	SPECTRUM/SPECTRUM JEFFERSON COUNTY ESD N
1/26	273.14	VISA/PAYMENT 4874521300XXX11 DAVID STACEY JR
1/30	2.70	GLOBAL ITEM 9 at \$ .30

**Checks**

Date	Check No	Amount	Date	Check No	Amount	Date	Check No	Amount
1/23	5508	997.38	1/22	5590	255.00	1/26	5597	400.00
1/20	5509	4,762.16	1/27	5591	870.00	1/29	5599*	193.11
1/26	5539*	58.93	1/29	5592	796.25	1/28	5600	3,095.91
1/07	5572*	7,556.00	1/26	5594*	37.50	1/27	5601	124.20
1/23	5588*	132.50	1/29	5595	196.47	1/26	5602	405.20
1/23	5589	500.00	1/26	5596	412.89	1/23	5606*	866.67



Helping Texans Build Texas®

www.texasfirst.bank

600 Gulf Freeway, Texas City, TX 77591

Return Service Requested

TELEPHONE BANKING  
(409) 945-9889 (781) 538-2226  
(855) 355-8321

CUSTOMER SERVICE  
(409) 948-1993

**JEFFERSON COUNTY EMERGENCY  
SERVICES DISTRICT No. 4  
12880 FM 365 RD  
BEAUMONT TX 77705-9682**

Page **1**  
3 of 6

Account Number: \*\*\*\*9417

**Checks**

Date	Check No	Amount	Date	Check No	Amount	Date	Check No	Amount
1/20	5607	50.00	1/22	5616	1,938.00	1/22	5625	1,285.00
1/20	5608	40.00	1/30	5618*	1,415.00	1/21	5626	90.00
1/28	5609	205.66	1/21	5619	2,024.00	1/23	5627	425.00
1/23	5611*	1,148.76	1/23	5620	45.00	1/30	5628	20.00
1/23	5612	552.00	1/23	5621	75.00	1/22	5629	555.00
1/22	5613	2,898.00	1/29	5622	90.00	1/26	5631*	360.00
1/22	5614	2,737.00	1/29	5623	80.00	1/28	5632	231.00
1/21	5615	3,450.00	1/27	5624	525.00	1/28	5633	682.00

\* indicates a break in check number sequence

**Daily Balance Summary**

Date	Balance	Date	Balance	Date	Balance
1/07	178,174.03	1/16	621,294.71	1/27	92,815.04
1/08	178,099.96	1/20	616,442.55	1/28	88,600.47
1/09	302,450.96	1/21	610,878.55	1/29	87,244.64
1/12	301,663.85	1/22	601,210.55	1/30	86,151.50
1/13	622,877.55	1/23	96,402.35		
1/15	621,478.62	1/26	94,334.24		

<b>PUBLIC FUNDS SAVINGS</b>	<b>JEFFERSON COUNTY EMERGENCY</b>	<b>Acct XXXXXX1885</b>
-----------------------------	-----------------------------------	------------------------

**Summary of Activity Since Your Last Statement**

Beginning Balance	1/01/26	.00
Deposits / Misc Credits	0	.00
Withdrawals / Misc Debits	0	.00
** Ending Balance	1/31/26	.00 **
Service Charge		.00
Average Balance		25,770
Minimum Balance		0

# TEXAS FIRST BANK

Account Number

\*\*\*\*9417

Date 01/30/2026

Page

4 of 6

Jefferson County Emergency Services No. 4  
 CHECK FIRST BANK  
 \$ 997.38  
 P#0005558P #133310256C #10279437P

01/23/2026 5508 \$997.38

Jefferson County Emergency Services No. 4  
 CHECK FIRST BANK  
 \$ 255.00  
 P#0005558P #133310256C #10279437P

01/22/2026 5590 \$255.00

Jefferson County Emergency Services No. 4  
 CHECK FIRST BANK  
 \$ 400.00  
 P#0005558P #133310256C #10279437P

01/26/2026 5597 \$400.00

Jefferson County Emergency Services No. 4  
 CHECK FIRST BANK  
 \$ 4,762.16  
 P#0005558P #133310256C #10279437P

01/20/2026 5509 \$4,762.16

Jefferson County Emergency Services No. 4  
 CHECK FIRST BANK  
 \$ 870.00  
 P#0005558P #133310256C #10279437P

01/27/2026 5591 \$870.00

Jefferson County Emergency Services No. 4  
 CHECK FIRST BANK  
 \$ 193.11  
 P#0005558P #133310256C #10279437P

01/29/2026 5599 \$193.11

Jefferson County Emergency Services No. 4  
 CHECK FIRST BANK  
 \$ 58.93  
 P#0005558P #133310256C #10279437P

01/26/2026 5539 \$58.93

Jefferson County Emergency Services No. 4  
 CHECK FIRST BANK  
 \$ 796.25  
 P#0005558P #133310256C #10279437P

01/29/2026 5592 \$796.25

Jefferson County Emergency Services No. 4  
 CHECK FIRST BANK  
 \$ 3,095.91  
 P#0005558P #133310256C #10279437P

01/28/2026 5600 \$3,095.91

Jefferson County Emergency Services No. 4  
 CHECK FIRST BANK  
 \$ 7,556.00  
 P#0005558P #133310256C #10279437P

01/07/2026 5572 \$7,556.00

Jefferson County Emergency Services No. 4  
 CHECK FIRST BANK  
 \$ 37.50  
 P#0005558P #133310256C #10279437P

01/26/2026 5594 \$37.50

Jefferson County Emergency Services No. 4  
 CHECK FIRST BANK  
 \$ 124.20  
 P#0005558P #133310256C #10279437P

01/27/2026 5601 \$124.20

Jefferson County Emergency Services No. 4  
 CHECK FIRST BANK  
 \$ 132.50  
 P#0005558P #133310256C #10279437P

01/23/2026 5588 \$132.50

Jefferson County Emergency Services No. 4  
 CHECK FIRST BANK  
 \$ 196.47  
 P#0005558P #133310256C #10279437P

01/29/2026 5595 \$196.47

Jefferson County Emergency Services No. 4  
 CHECK FIRST BANK  
 \$ 405.20  
 P#0005558P #133310256C #10279437P

01/26/2026 5602 \$405.20

Jefferson County Emergency Services No. 4  
 CHECK FIRST BANK  
 \$ 500.00  
 P#0005558P #133310256C #10279437P

01/23/2026 5589 \$500.00

Jefferson County Emergency Services No. 4  
 CHECK FIRST BANK  
 \$ 412.89  
 P#0005558P #133310256C #10279437P

01/26/2026 5596 \$412.89

Jefferson County Emergency Services No. 4  
 CHECK FIRST BANK  
 \$ 866.67  
 P#0005558P #133310256C #10279437P

01/23/2026 5606 \$866.67

# TEXAS FIRST BANK

Account Number

\*\*\*9417

Date 01/30/2026

Page

5 of 6



01/20/2026 5607 \$50.00



01/22/2026 5614 \$2,737.00




01/23/2026 5621 \$75.00



01/20/2026 5608 \$40.00



01/21/2026 5615 \$3,450.00



01/29/2026 5622 \$90.00



01/28/2026 5609 \$205.66



01/22/2026 5616 \$1,938.00



01/29/2026 5623 \$80.00



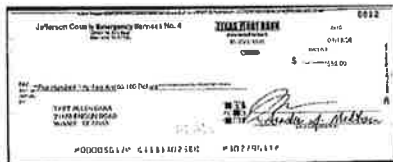
01/23/2026 5611 \$1,148.76



01/30/2026 5618 \$1,415.00



01/27/2026 5624 \$525.00




01/23/2026 5612 \$552.00




01/21/2026 5619 \$2,024.00



01/22/2026 5625 \$1,285.00



01/22/2026 5613 \$2,898.00



01/23/2026 5620 \$45.00



01/21/2026 5626 \$90.00

# TEXAS FIRST BANK

Account Number

\*\*\*9417

Date 01/30/2026

Page

6 of 6

Johnson County Emergency Services No. 4  
123456789  
01/23/2026  
\$ 425.00  
MICHAEL ANDY GAY FARRIS  
123456789  
01/23/2026  
#00005627# 41331102584 #102796137

01/23/2026 5627 \$425.00

Johnson County Emergency Services No. 4  
123456789  
01/30/2026  
\$ 20.00  
JOHN SMITH  
123456789  
01/30/2026  
#00005628# 41331102584 #102796137

01/30/2026 5628 \$20.00

Johnson County Emergency Services No. 4  
123456789  
01/22/2026  
\$ 555.00  
DAVID J. HARRIS  
123456789  
01/22/2026  
#00005629# 41331102584 #102796137

01/22/2026 5629 \$555.00

Johnson County Emergency Services No. 4  
123456789  
01/26/2026  
\$ 360.00  
JUAN LOPEZ  
123456789  
01/26/2026  
#00005631# 41331102584 #102796137

01/26/2026 5631 \$360.00

Johnson County Emergency Services No. 4  
123456789  
01/28/2026  
\$ 231.00  
LINDA JONES  
123456789  
01/28/2026  
#00005632# 41331102584 #102796137

01/28/2026 5632 \$231.00

Johnson County Emergency Services No. 4  
123456789  
01/28/2026  
\$ 682.00  
CAROL ANN GAY FARRIS  
123456789  
01/28/2026  
#00005633# 41331102584 #102796137

01/28/2026 5633 \$682.00



Good Evening, Sandra Melton

## Public Funds Tiered Int. \*\*9417

Last Updated: February 14, 2026 5:10 PM

**\$474,907.72**   **\$474,907.72**

Current Balance   Available Balance

[Transactions](#)   [Details & Settings](#)

Date	Description	Amount	
FEB 13 2026	IRS/USATAXPYMT 270644425056018 JEFFERSON COUNTY EMERG	<b>(\$1,296.92)</b> \$474,907.72	⋮
FEB 13 2026	CPA STATE FISCAL/INV-PAYMTS 32066141139000 JEFFERSON CO ESD	<b>\$125,918.71</b> \$476,204.64	⋮
FEB 13 2026	CPA STATE FISCAL/INV-PAYMTS 32092946816000 JEFFERSON CO ESD	<b>\$5,868.27</b> \$350,285.93	⋮
FEB 12 2026	ENERGY TEXAS, I/BANK DRAFT JEFFERSON COUNTY ESD 4	<b>(\$384.53)</b> \$344,417.66	⋮
FEB 12 2026	ENERGY TEXAS, I/BANK DRAFT JEFFERSON COUNTY ESD 4	<b>(\$290.85)</b> \$344,802.19	⋮
FEB 11 2026	ENERGY TEXAS, I/BANK DRAFT JEFFERSON COUNTY ESD 4	<b>(\$127.83)</b> \$345,093.04	⋮

FEB 10 2026	ENTERPRISE GUARD/ENGUARD M81451887825 DAVID STACEY	<b>(\$100.00)</b> \$345,220.87	⋮
FEB 10 2026	Jefferson CO Tax/ACH Paymen 7303550 JCESD NO 4	<b>\$263,004.61</b> \$345,320.87	⋮
FEB 6 2026	☞ Check - 5617	<b>(\$276.00)</b> \$82,316.26	⋮
FEB 5 2026	☞ Check - 5598	<b>(\$465.58)</b> \$82,592.26	⋮
FEB 3 2026	☞ Check - 5605	<b>(\$1,075.00)</b> \$83,057.84	⋮
FEB 3 2026	☞ Check - 5604	<b>(\$690.00)</b> \$84,132.84	⋮
FEB 2 2026	☞ Check - 5593	<b>(\$899.00)</b> \$84,822.84	⋮
FEB 2 2026	VERIZON WIRELESS/PAYMENTS 094212557100001 0000000094212557100001	<b>(\$417.89)</b> \$85,721.84	⋮
FEB 2 2026	VERIZON WIRELESS/PAYMENTS 064225772500001 0000000064225772500001	<b>(\$11.77)</b> \$86,139.73	⋮
JAN 30 2026	GLOBAL ITEM 9 at \$ .30	<b>(\$2.70)</b> \$86,151.50	⋮
JAN 30 2026	Interest Paid	<b>\$344.56</b> \$86,154.20	⋮
JAN 30 2026	☞ Check - 5618	<b>(\$1,415.00)</b> \$85,809.64	⋮
JAN 30 2026	☞ Check - 5628	<b>(\$20.00)</b> \$87,224.64	⋮
JAN 29 2026	☞ Check - 5592	<b>(\$796.25)</b> \$87,244.64	⋮
JAN 29 2026	☞ Check - 5595	<b>(\$196.47)</b> \$88,040.89	⋮



JEFFERSON COUNTY ESD 4  
 ATTN SANDRA J MELTON  
 12880 FM 365 RD  
 BEAUMONT TX 77705-9682

**MONTHLY STATEMENT OF ACCOUNT**

**ACCOUNT:** 1230911110

**ACCOUNT NAME:** GENERAL FUND

**STATEMENT PERIOD:** 01/01/2026 - 01/31/2026

TEXSTAR MONTHLY SUMMARY: THE AVERAGE MONTHLY RATE WAS 3.7074%. THE AVERAGE WEIGHTED AVERAGE MATURITY WAS 37 DAYS AND THE NET ASSET VALUE FOR 1/30/26 WAS 1.000138.

**MONTHLY ACTIVITY DETAIL**

TRANSACTION DATE	DESCRIPTION	CONFIRMATION NUMBER	TRANSACTION AMOUNT	BALANCE
	BEGINNING BALANCE			3,367,086.61
01/23/2026	ACH DEPOSIT	67538	500,000.00	3,867,086.61
01/30/2026	MONTHLY POSTING	9999888	11,057.53	3,878,144.14
	ENDING BALANCE			3,878,144.14

**MONTHLY ACCOUNT SUMMARY**

BEGINNING BALANCE	3,367,086.61
TOTAL DEPOSITS	500,000.00
TOTAL WITHDRAWALS	0.00
TOTAL INTEREST	11,057.53
ENDING BALANCE	3,878,144.14
AVERAGE BALANCE	3,512,247.90

**ACTIVITY SUMMARY (YEAR-TO-DATE)**

ACCOUNT NAME	DEPOSITS	WITHDRAWALS	INTEREST
GENERAL FUND	500,000.00	0.00	11,057.53



## Balance Summary

Account Name	Account Number	Fund Name	Balance	Balance Last Checked on
JEFFERSON COUNTY ESD 4 GENERAL FUND	1230911110	TexSTAR	3,878,144.14 USD	02/13/2026
Grand Total:			3,878,144.14 USD	

**Disclaimers:**  
The characteristics above are provided for informational purposes only and are not designed to be a recommendation for any specific investment product, strategy, or other purposes.  
For any questions about this information, please contact TexSTAR Participant Services at 1-800-839-7827.

# Exhibit D

**Jefferson County Emergency Services District No. 4**  
**Statement of Activities (Modified Cash Basis)**  
**All Locations**

	1 Month Ended 1/31/2026 Actual	4 Months Ended 1/31/2026 Actual	Annual Budget	Over (Under) Budget	% of Budget Used to Date
<b>Revenue</b>					
Ad Valorem Taxes	\$ 321,742	\$ 408,063	\$ 836,449	\$ (428,386)	48.79%
Sales and Use Tax Revenue	127,402	393,125	1,000,000	(606,875)	39.31%
Grants	-	3,822	20,000	(16,178)	19.11%
EMS Billing	-	-	5,000	(5,000)	0.00%
Fire Recovery	-	13,180	5,000	8,180	263.60%
Interest Income	11,402	45,089	120,000	(74,911)	37.57%
Other Income	-	196	20,000	(19,804)	0.98%
Sale of Equipment	-	-	5,000	(5,000)	0.00%
Donation of Property	-	-	20,000	(20,000)	0.00%
<b>Total Revenue</b>	<u>460,546</u>	<u>863,475</u>	<u>2,031,449</u>	<u>(1,167,974)</u>	<u>42.51%</u>
<b>Operating Expenses</b>					
Advertising	38	1,519	3,500	(1,981)	43.40%
Bank Fees	3	14	150	(136)	9.33%
Accounting	690	2,760	19,500	(16,740)	14.15%
Cleaning & Building Maintenance/Repairs	1,496	4,208	15,000	(10,792)	28.05%
Lawn Service	231	1,911	6,500	(4,589)	29.40%
Office Supplies & Postage	182	1,218	2,500	(1,282)	48.72%
Dues & Fees	-	1,642	1,500	142	109.47%
Tax & Appraisal Fees	528	8,979	22,500	(13,521)	39.91%
Sales and Use Tax Fees	2,548	7,862	20,000	(12,138)	39.31%
Interest Expense	-	-	2,690	(2,690)	0.00%
Insurance - VFIS District	-	-	500	(500)	0.00%
Legal/Professional	1,482	7,807	25,000	(17,193)	31.23%
Sales Tax Oversight/Reporting	-	-	5,000	(5,000)	0.00%
Lodging/Meals/Travel & Regist ESD	-	-	7,500	(7,500)	0.00%
District Manager	1,625	6,375	19,500	(13,125)	32.69%
Administrative Assistant	1,080	4,491	18,814	(14,323)	23.87%
Payroll Tax Expense	135	404	3,000	(2,596)	13.47%
Small Equipment Purchases (less than \$5,000)	-	129	12,000	(11,871)	1.08%
Website Development and Maintenance	-	-	5,000	(5,000)	0.00%
Utilities	761	3,542	12,000	(8,458)	29.52%
Internet	256	2,545	7,200	(4,655)	35.35%
Telephone/Cell Phone	30	120	1,000	(880)	12.00%
Water & Garbage	277	1,391	4,000	(2,609)	34.78%
Note Payable - 3000 Gal Tanker (New -2022-23)	-	-	45,745	(45,745)	0.00%
<b>Total Operating Expenses</b>	<u>11,362</u>	<u>56,917</u>	<u>260,099</u>	<u>(203,182)</u>	<u>21.88%</u>

*These financial statements have not been audited or reviewed and no CPA expresses an opinion or a conclusion nor provides any assurance on them.*

**Jefferson County Emergency Services District No. 4**  
**Statement of Activities (Modified Cash Basis)**  
**All Locations**

	1 Month Ended 1/31/2026 Actual	4 Months Ended 1/31/2026 Actual	Annual Budget	Over (Under) Budget	% of Budget Used to Date
<b>Emergency Medical Services</b>					
EMS - Medics - Contract Labor	-	-	20,000	(20,000)	0.00%
EMS - Medical Coordinator	400	1,600	4,800	(3,200)	33.33%
Billing - Admin. Fees	-	52	600	(548)	8.67%
Billing - Collection Fees	-	-	1,100	(1,100)	0.00%
Data/Connectivity (Phone)	-	201	650	(449)	30.92%
EMS-Medical Director	500	2,000	6,000	(4,000)	33.33%
Equipment (New/Repair/Testing)	-	-	9,000	(9,000)	0.00%
Medical Supplies	1,208	3,672	15,000	(11,328)	24.48%
Tuition/Reg/Certification/Dues	-	-	7,500	(7,500)	0.00%
Vehicle Repair & Maintenance	466	466	6,000	(5,534)	7.77%
Fuel	-	45	500	(455)	9.00%
<b>Total Emergency Medical Services</b>	<u>2,574</u>	<u>8,036</u>	<u>71,150</u>	<u>(63,114)</u>	<u>11.29%</u>
<b>Fire Services</b>					
Fire Chief - Telephone Allowance	50	200	600	(400)	33.33%
Certification Dues	-	-	500	(500)	0.00%
Fire Chief	3,850	15,050	46,200	(31,150)	32.58%
Small Equipment Purchases	-	179	8,000	(7,821)	2.24%
Fire Field Meals	61	532	1,000	(468)	53.20%
Dispatch Services/I Am Responding	1,023	21,548	25,000	(3,452)	86.19%
Vehicle Repair & Maintenance	1,179	11,792	65,000	(53,208)	18.14%
Travel/Lodging/Meals/Trans Expenses	-	-	2,000	(2,000)	0.00%
Personal Protection Equipment	870	4,538	25,000	(20,462)	18.15%
Air-Pack SCBA Inspection & Repair	-	216	3,000	(2,784)	7.20%
Equipment, Boots, Gloves-Insp/Repairs	3,096	3,753	9,000	(5,247)	41.70%
Fire Uniforms	196	196	5,000	(4,804)	3.92%
Supplies - Hoses/Nozzles/Tarps	-	-	10,000	(10,000)	0.00%
Training & Materials/Tuition/Registration	-	186	5,000	(4,814)	3.72%
Fuel	812	3,067	12,000	(8,933)	25.56%
Insurance - Prop. & Liab.	-	59,901	57,000	2,901	105.09%
Insurance - Worker's Compensation	-	-	25,000	(25,000)	0.00%
Maint., Repairs & Fees - Comm/Radios	-	10,639	16,000	(5,361)	66.49%
Personal Protective Equipment - Inspection	-	-	4,500	(4,500)	0.00%
Payroll Tax Expense	452	1,672	3,500	(1,828)	47.77%
Supplies - Fire	-	426	5,000	(4,574)	8.52%
Software - Emer Reporting	-	-	10,000	(10,000)	0.00%
Billing - Collection Fees	-	1,354	1,500	(146)	90.27%
Assitant Fire Chief	867	3,467	10,400	(6,933)	33.34%
Pay Per Call	3,625	6,400	20,000	(13,600)	32.00%
Fire Fighter Conranct Pay	15,290	62,465	200,000	(137,535)	31.23%
Temporary Site Expenditures	-	-	100,000	(100,000)	0.00%
<b>Total Fire Services</b>	<u>31,371</u>	<u>207,581</u>	<u>670,200</u>	<u>(462,619)</u>	<u>30.97%</u>
<b>Capital Expenditures</b>					
Equipment	-	19,071	18,000	1,071	105.95%
Emergency Response Vehicles	-	-	90,000	(90,000)	0.00%
Capital Fund New Fire Station	-	-	900,000	(900,000)	0.00%
<b>Total Capital Expenditures</b>	<u>0</u>	<u>19,071</u>	<u>1,008,000</u>	<u>(988,929)</u>	<u>1.89%</u>
<b>Contingency</b>					
Contingency	-	-	22,000	(22,000)	0.00%
<b>Total Contingency</b>	<u>0</u>	<u>0</u>	<u>22,000</u>	<u>(22,000)</u>	<u>0.00%</u>
<b>Total Expenses</b>	<u>45,307</u>	<u>291,605</u>	<u>2,031,449</u>	<u>(1,739,844)</u>	<u>14.35%</u>
<b>Net Change in Fund Balance</b>	<u>\$ 415,239</u>	<u>\$ 571,870</u>	<u>\$ 0</u>		

These financial statements have not been audited or reviewed and no CPA expresses an opinion or a conclusion nor provides any assurance on them.

# Exhibit E

**JCESD4 - Jefferson County Emergency Services District No. 4**

**Check List**

All Bank Accounts

February 16, 2026

Check Number	Check Date	Payee	Amount
<b>Payroll Checks</b>			
5510	02/16/26	Draper, Cristine A	1,412.95
5511	02/16/26	Stacey, David M	4,762.16
			<b>Payroll Check Total</b>
			<u>6,175.11</u>
<b>Vendor Checks</b>			
5634	02/16/26	24 Hr Safety	92.95
5635	02/16/26	DR. CHRISTOPHER ALAN BELL	500.00
5636	02/16/26	Bound Tree Medical, LLC	1,342.32
5637	02/16/26	Delta Industrial Service and Supply	8,038.13
5638	02/16/26	ESO SOLUTIONS, INC.	5,166.48
5639	02/16/26	The Examiner	250.00
5640	02/16/26	GALLS, LLC	399.97
5641	02/16/26	Green Acres Grocery, Inc.	551.85
5642	02/16/26	J & M Neal Inc., dba Health Claims Plus	33.93
5643	02/16/26	Joshua C. Heinz	400.00
5644	02/16/26	Love's Travel Stops & Country Stores	751.60
5645	02/16/26	M & D Supply, Inc.	463.06
5646	02/16/26	Hubert Oxford, IV	400.00
5647	02/16/26	P. C. Market and Hardware	89.91
5648	02/16/26	Mary Ellen Robertson, CPA, PLLC	1,244.00
5649	02/16/26	Sabine Neches Chiefs Association	300.00
5650	02/16/26	Casey Sanders	866.67
5651	02/16/26	Sanitary Supply Company, Inc.	163.71
5652	02/16/26	SOUTHERN TIRE MART, LLC	1,370.06
5653	02/16/26	DAVID M STACEY	50.00
5654	02/16/26	Joyce M. Stacey	70.00
5655	02/16/26	Town and Country	289.54
5656	02/16/26	Unlimited Lawn Care	231.00
5657	02/16/26	VFIS of Texas	1,250.00
5658	02/16/26	DONALD SCOTT WADE	400.00
5659	02/16/26	Witmer Public Safety Group, Inc.	256.36
5660	02/16/26	TRET ALLEN DARR	1,667.50
5661	02/16/26	Charles Daniel Eaves	2,725.50
5662	02/16/26	AARON MCNEIL	2,208.00
5663	02/16/26	CASEY PARIGI	3,956.00
5664	02/16/26	SEAN PETERSON	2,277.00
5665	02/16/26	LOGAN SMITH	552.00
5666	02/16/26	Jeremy Tullis	1,667.50
5667	02/16/26	Jacob Wheless	1,460.50
5668	02/16/26	Benckenstein & Oxford, L.L.P.	475.00
			<b>Vendor Check Total</b>
			<u>41,960.54</u>
			<b>Check List Total</b>
			<u>48,135.65</u>

Check count = 37

**JCESD4 - Jefferson County Emergency Services District No. 4**  
**Bank Account Register**

Texas First Bank - Checking  
 January 20, 2026 - February 16, 2026

Date	Reference	Payee ID	Description	Checks/ Payments	Deposits/ Additions	Balance
			Beginning Balance			581,573.76
01/23/26		TMOBILE	T-MOBILE	65.89		581,507.87
01/23/26			TexSTAR	500,000.00		81,507.87
01/26/26		VISA6511	VISA	273.14		81,234.73
01/26/26		SPEC	SPECTRUM BUSINESS	120.45		81,114.28
01/30/26		TexasFirst	Texas First Bank	2.70		81,111.58
01/30/26			INTEREST PAID FOR JANUARY 2026		344.56	81,456.14
02/02/26		VERIZON7725	Verizon Wireless	11.77		81,444.37
02/02/26		VERIZON5571	Verizon Wireless	417.89		81,026.48
02/10/26		ENGUARD	ENTERPRISE GUARDIAN INC. ENGUARD	100.00		80,926.48
02/10/26			JEFFERSON COUNTY PROPERTY TAX DEPOSIT FOR JANUARY 2026		263,004.61	343,931.09
02/11/26		ENTERGY892	Entergy	127.83		343,803.26
02/12/26		ENTERGY878	ENTERGY	290.85		343,512.41
02/12/26		ENTERGY498	Entergy	384.53		343,127.88
02/13/26		EFTPS	EFTPS on-line payroll tax payment	1,296.92		341,830.96
02/13/26			JCESD4-A SALES TAX DEPOSIT FOR JANUARY 2026		5,868.27	347,699.23
02/13/26			JCESD4 SALES TAX DEPOSIT FOR JANUARY 2026		125,918.71	473,617.94
02/16/26	5510		Draper, Cristine A	1,412.95		472,204.99
02/16/26	5511		Stacey, David M Jr	4,762.16		467,442.83
02/16/26	5634	24HRSAFETY	24 Hr Safety	92.95		467,349.88
02/16/26	5635	DRBELL	DR. CHRISTOPHER ALAN BELL	500.00		466,849.88
02/16/26	5636	Bound	Bound Tree Medical, LLC	1,342.32		465,507.56
02/16/26	5637	DELTA	Delta Industrial Service and Supply	8,038.13		457,469.43
02/16/26	5638	ESOSOL	ESO SOLUTIONS, INC.	5,166.48		452,302.95
02/16/26	5639	EXAMINER	The Examiner	250.00		452,052.95
02/16/26	5640	GALL	GALLS, LLC	399.97		451,652.98
02/16/26	5641	GREENACRES	Green Acres Grocery, Inc.	551.85		451,101.13
02/16/26	5642	HCPlus	J & M Neal Inc., dba Health Claims Plus	33.93		451,067.20
02/16/26	5643	HEINZ	Joshua C. Heinz	400.00		450,667.20
02/16/26	5644	LOVES	Love's Travel Stops & Country Stores	751.60		449,915.60
02/16/26	5645	M&DSUPPLY	M & D Supply, Inc.	463.06		449,452.54
02/16/26	5646	OXFORD	Hubert Oxford, IV	400.00		449,052.54
02/16/26	5647	PCMARKET	P. C. Market and Hardware	89.91		448,962.63
02/16/26	5648	MER	Mary Ellen Robertson, CPA, PLLC	1,244.00		447,718.63
02/16/26	5649	SABINENECH	Sabine Neches Chiefs Association	300.00		447,418.63
02/16/26	5650	SANDERS	Casey Sanders	866.67		446,551.96
02/16/26	5651	SANITARY	Sanitary Supply Company, Inc.	163.71		446,388.25
02/16/26	5652	STM	SOUTHERN TIRE MART, LLC	1,370.06		445,018.19
02/16/26	5653	DSTACEYREIM	DAVID M STACEY	50.00		444,968.19
02/16/26	5654	JOYCES	Joyce M. Stacey	70.00		444,898.19
02/16/26	5655	TOWNANDCOUN	Town and Country	289.54		444,608.65
02/16/26	5656	UNLIMITED	Unlimited Lawn Care	231.00		444,377.65
02/16/26	5657	VFIS	VFIS of Texas	1,250.00		443,127.65
02/16/26	5658	SWADE	DONALD SCOTT WADE	400.00		442,727.65
02/16/26	5659	WITMER	Witmer Public Safety Group, Inc.	256.36		442,471.29
02/16/26	5660	TRETD	TRET ALLEN DARR	1,667.50		440,803.79
02/16/26	5661	CHARE	Charles Daniel Eaves	2,725.50		438,078.29
02/16/26	5662	AARONMC	AARON MCNEIL	2,208.00		435,870.29
02/16/26	5663	CPARIGI	CASEY PARIGI	3,956.00		431,914.29
02/16/26	5664	SEANPET	SEAN PETERSON	2,277.00		429,637.29
02/16/26	5665	LOSMITH	LOGAN SMITH	552.00		429,085.29
02/16/26	5666	JEREMYT	Jeremy Tullis	1,667.50		427,417.79
02/16/26	5667	JACWHE	Jacob Wheless	1,460.50		425,957.29
02/16/26	5668	BENCK	Benckenstein & Oxford, L.L.P.	475.00		425,482.29
			<b>Totals</b>	<u>551,227.62</u>	<u>395,136.15</u>	<u>425,482.29</u>

**JCESD4 - Jefferson County Emergency Services District No. 4**

**Bank Account Register**

Texas First Bank - Checking

January 20, 2026 - February 16, 2026

Date	Reference	Payee ID	Description	Checks/ Payments	Deposits/ Additions	Balance
------	-----------	----------	-------------	---------------------	------------------------	---------

Transaction count = 53

**JCESD4 - Jefferson County Emergency Services District No. 4**

**Bank Account Register**

TexSTAR Checking

January 20, 2026 - February 16, 2026

<b>Date</b>	<b>Reference</b>	<b>Payee ID</b>	<b>Description</b>	<b>Checks/ Payments</b>	<b>Deposits/ Additions</b>	<b>Balance</b>
			Beginning Balance			3,367,086.61
01/23/26			TexSTAR		500,000.00	3,867,086.61
01/30/26			INTEREST PAID FOR JANUARY 2026		11,057.53	3,878,144.14
			<b>Totals</b>	<u>0.00</u>	<u>511,057.53</u>	<u>3,878,144.14</u>

Transaction count = 2