

MINUTES OF THE REGULAR MEETING OF
THE BOARD OF COMMISSIONERS OF
JEFFERSON COUNTY EMERGENCY SERVICES DISTRICT NO. 4

A regular meeting of the Board of Commissioners of the Jefferson County Emergency Services District No. 4 (“District”) was called for at 5:30 p.m. on March 17, 2025, at the Labelle fire station, located at 12880 FM 365, Beaumont, Texas 77705, pursuant to notice duly posted according to law.

At approximately 5:30 p.m., the regular meeting was called to order. The roll was called of the duly constituted officers and members of the Board, to wit:

Jeff Roebuck	President
Charlie Reneau	Vice President
Davilyn Walston	Secretary
Sandra Melton	Treasurer
Robert Bordes	Assistant Treasurer

All of said Board members were present, with the exception of Secretary Walston and Assistant Treasurer Bordes, thus constituting a quorum. Also present were: David Stacey, District Fire Chief; Cristy Draper, District Administrative Assistant; Joshua C. Heinz of Benckenstein & Oxford, LLP, attorneys for the District; and, various other individuals.

Upon establishing that a quorum was present, President Roebuck asked for public comment as set forth in Agenda Item No. 3, and being as there was none, the Board moved ahead to Agenda Item No. 11, at which time representatives from SLI Group, Inc. provided an overview of their company and prior fire station design/build projects on which they were involved, discussed with the Board the design/build process, and reviewed preliminary designs/drawings for the proposed new fire station in Fannett.

The Board was then directed back to Agenda Item No. 4, at which time Chief Stacey reviewed his February 2025 and March 2025 written Chief's Reports, copies of which is attached hereto as **Exhibit A**.

President Roebuck then directed the Board's attention to Agenda Item No. 5 for review of the Minutes of the January 20, 2025 regular meeting. Upon motion by Vice President Reneau and seconded by Treasurer Melton, the proposed minutes were unanimously approved by the Board members present.


Next, the Board was directed to Agenda Item No. 6 for the Treasurer's Report. Treasurer Melton reported the following balances in the District's accounts, as reflected in her written Treasurer's Report and the bank statements attached hereto as **Exhibit B**: Texas First Bank checking (9417) - \$423,349.15 as of February 28, 2025, and \$272,367.67 as of March 14, 2025; and, TexSTAR general fund (1110) - \$2,498,983.55 as of February 28, 2025 and \$2,798,983.55 as of March 14, 2025. The District's total funds on deposit as of March 14, 2025 was \$3,071,351.22. Treasurer Melton also reviewed the District's monthly financial Statements of Activities, copies of which are attached hereto as **Exhibit C**.

Since there were no purchase or expenditure requests to consider under Agenda Item No. 7, the Board moved along to Agenda Item No. 8 for approval and payment of the District's bills. Chief Stacey and Treasurer Melton reviewed with the Board the District's various monthly expenditures, as shown on the Check Lists and Account Registers attached hereto as **Exhibit D**. Upon motion by Vice President Reneau and seconded by Treasurer Melton, the Board members present unanimously approved payment of the District's bills and expenditures (Check Nos. 5480-5483, 5181-5212, and

5214-5245, plus the Spectrum Business, Visa, Entergy, Verizon Wireless, Enterprise Guardian, West Jefferson Co. MWD and other auto-debit payments). It was also noted that Check No. 5213 was voided.


Thereafter, the Board was then directed to Agenda Item No. 9, at which time Chief Stacey recommended the items identified in his February 2025 and March 2025 Chief's Reports (*see Exhibit A* attached hereto), including, but not limited to, the old John Deere Gator XUV, be declared as salvage property and disposed of. Upon motion by Vice President Reneau and seconded by Treasurer Melton, the items identified in the March 2025 Chief's Report were declared as salvage property and Chief Stacey was authorized to dispose of same by whatever means he deems appropriate.

After tabling Agenda Item No. 10, and being as there were no other matters to come before the Board under Agenda Item No. 12, the regular meeting was adjourned at approximately 6:35 p.m.



Jeff Roebuck, President
Date: 5/19/2025

ATTEST:



Davilyn Walston, Secretary
Date: 5/19/2025

Exhibit A

FIRE CHIEF'S REPORT

Board Meeting on March 17, 2025

APPARATUS STATUS AS OF March 17, 2025

	INSERVICE	OUT OF SERVICE	
LABELLE			
E41	x		Battery issue resolved by Siddons
T41	x		
B41	x		
U4	X		
F550		X	Training Held 3/10/25. At dealer for diagnostics
U43	x		Moves to Cheek station
BB40	x		Trailer to be picked up tomorrow.
FANNETT			
E42	x		
T42	X		
B42R	x		
M4	X		
U41	X		
CHEEK			
E43		x	In for annual service and pump test
T43	x		
B43	X		Repairs made to skid unit electrical

STATION 1: LABELLE

- U43 black LMTV moved to Cheek Station
- 03/08/25: Technician from First-In came to complete items on "punch list" for the new Brush Truck.

STATION 2: FANNETT

- T-Mobile WiFi installed.
- Cell phone repeater installed, \$1500.00

STATION 3: CHEEK

- Brush Buggy has been moved back to Station 1
- E43 is at Siddons for service and repairs.

EMS:

- No transport since last Board Meeting.
- Variance has been approved by the State and is in effect till September 2025.

Fire:

- 2/25/25: Chief attended meeting about drill for Exxon Mobil Carbon Capture Project in Cheek.
- Emailed JCESD4 Commissioners about brush/grass fire at Taylors Landing, 03/04/25
- Fire Chief attended Sabine Neches Chief's meeting on 3/5/25.
- 03/06/25: Attended table top drill for Exxon Mobil Carbon Capture Project.

FIRE RECOVERY:

- None since last month
- 4 Fire Recovery incidents uploaded for collection since February 17, 2025.

ESD:

- SAFE-D has created Regional Committees to help convey Regional needs of ESD's. We are in the Southeast Region which includes 7 counties. The next meeting is May 5, 2025 in Lumberton.
- Trailer for the Brush Buggy will be picked up tomorrow.
- 2/29/25: Fire Chief attend The Rose CAP at 6pm in Beaumont. Cheek Community discussion with Exxon Mobile Carbon Capture personnel.
- 2/21/25: Met with SLI Group to ask question about building of a new station.
- Talked with HDL about their service.
- 03/07/25: Received Title for New Brush Truck.
- 03/07/25: JCESD4 and JCESD3 had a "media day" for the Brush Trucks and Brush Buggies at Labelle Fire Station.
- 03/12/25: Met with County Emergency Management and other Chiefs to discuss the County's Grant for Wildland Fire Fighting.

FIRE TRAINING:

- 3/10/25: Training on new Brush Truck and Brush Buggy.

EMS TRAINING:

- EMS training held on 02/18/25.

MEMBERSHIP:

- 34 Volunteer members.
- See Active Duty Report attached.

RUNS/CALL VOLUME:

- 67 emergency responses by JCESD4 in the month of February 2025.
- 46 or 67% of the calls were Medical/EMS calls.
- 15 Volunteer members made calls in February 2024.
- 1 no response in February 2025 due to already being on a call.

Paid Firefighter

- There is currently 9 Paid Contract Firefighters.
- Paid Firefighters made 65 calls.

SALVAGE:

- Structural boots, SN LS000212893. Sole came off.
- 12, Scott AP 50 4.5 SCBA (back-pack only)
 - JC0206
 - JC0207
 - JC0208

- JC0209
- JC0217
- JC0214
- JC0215
- JC0213
- JC0216
- JC0203
- JC0201
- JC0210
- LANDING ZONE light set. JC0111. Batteries bad, will not charge
- John Deere GATOR XUV 620i, Id #13, M0XUVGX02709. Does not run repairs needed.

SURPLUS:

- Cargo Trailer, 16'. VIN 571BE1623GM014827. To be sold on auction site

NEW VENDOR:

- T-MOBILE INTERNET FOR STATION 2.

Filter statement

Filters Alarm Date Range 2/1/25 to 2/28/25

Fire Resources - Personnel and Units

Total Incidents

Count of Incidents

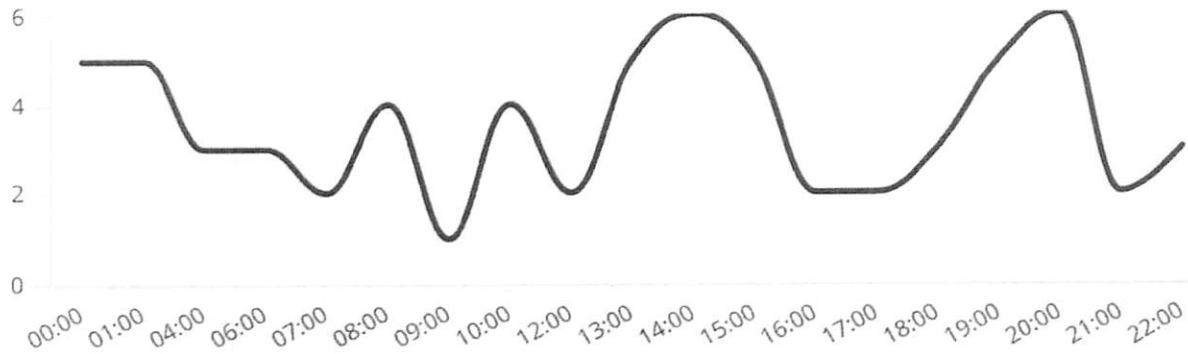
~~68~~
67

Average Time On Scene

Average Time On Scene

44m:18s

Call Volume over Time




Filter statement

Filters **Alarm Date Range** 2/1/25 to 2/28/25

Percentage of Calls by Personnel

Unit Personnel Name	Percentage of Ca	
	02/2025	Grand T
AARON McNEIL - 4505	16.2%	
Angel Vasquez - 4111	1.5%	
Bruce King - 4129	8.8%	
CASEY PARIGI - 4502	7.4%	
CHARLES D EAVES 4503	29.4%	
Daniel M Summers - 4204	11.8%	
David M Stacey - 401	23.5%	
Diego Williams - 4206	4.4%	
Dylan Compton - 4106	4.4%	
Jeremy Tullis 4504	25.0%	
Kevin Kester - 4115	2.9%	
Logan M Smith - 4207	7.4%	
Mark K Winstead - 4131	7.4%	
Michael A Parise - 4416	20.6%	
Randy E Lyday - 4110	52.9%	
Rowdy Y Draper - 422	8.8%	
SEAN SANDERS 4506	2.9%	
Scott Wade - 440	1.5%	
TRET - 4507 DARR	7.4%	
Timothy W Byers - 4139	1.5%	
NVA	76.5%	
Grand Total	100.0%	

Breakdown of Calls by Personnel



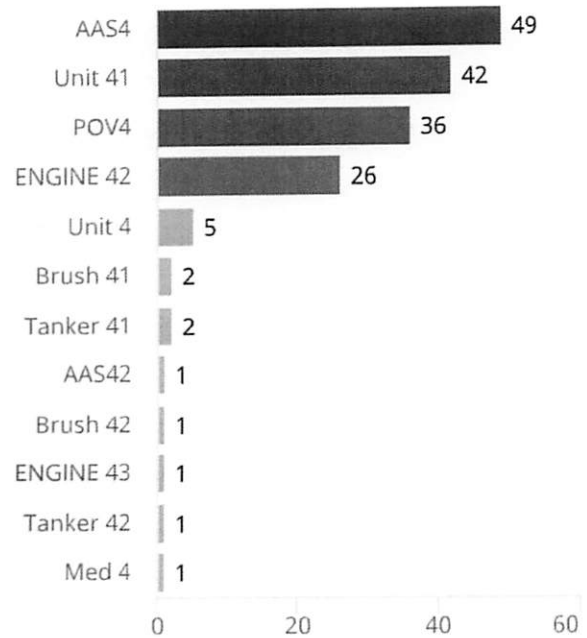
Filter statement

Filters **Alarm Date Range** 2/1/25 to 2/28/25

Breakdown of Calls by Unit

Unit Name	Percentage of Calls	Averag
AAS4	72.1%	
AAS42	1.5%	
Brush 41	2.9%	
Brush 42	1.5%	
ENGINE 42	38.2%	
ENGINE 43	1.5%	
Med 4	1.5%	
POV4	52.9%	
Tanker 41	2.9%	
Tanker 42	1.5%	
Unit 4	7.4%	
Unit 41	61.8%	
Grand Total	100.0%	

Count of Calls by Unit



Filter statement

Filters **Alarm Date Range** 2/1/25 to 2/28/25

Fire Incident Types

Count of Total Incide...

Count of Incidents

~~68~~
67

Fire Calls

Count of Fire Calls

6

Percent of Fire Calls 8.8%

EMS Calls

Count of EMS Calls

46

Percent of EMS Calls 67.6%

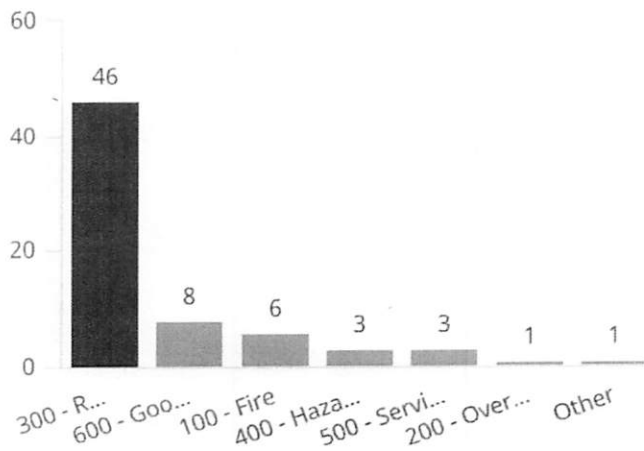
Other Calls

Count of Other Calls

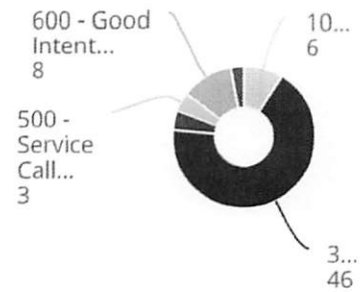
16

Percent of Other Calls 23.5%

Count of Incidents by Incident Type Group and Year



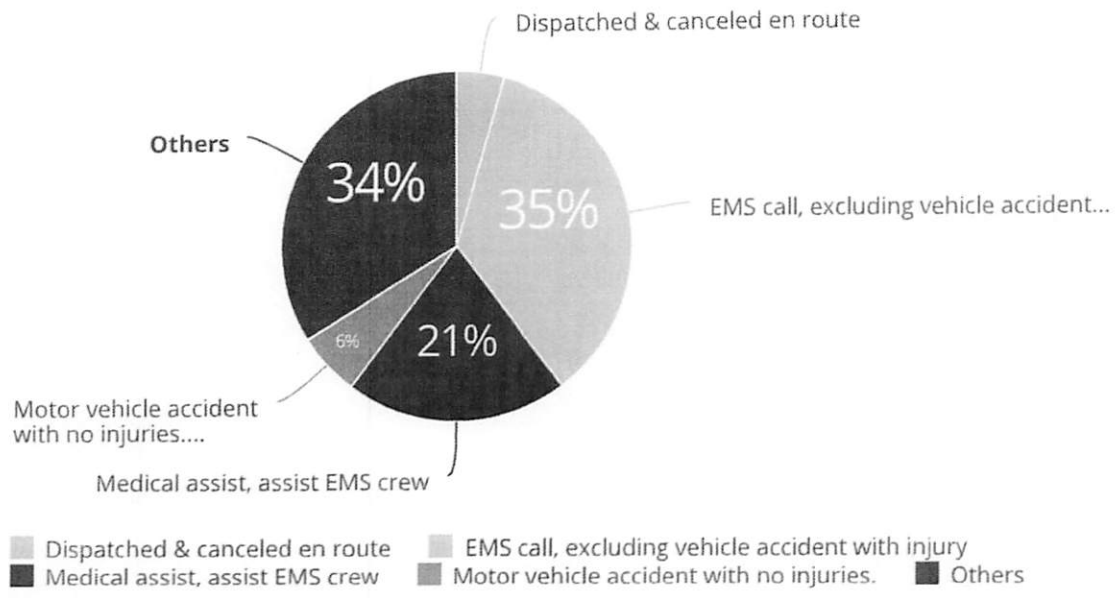
Percentage of Incident Type Group



Filter statement

Filters **Alarm Date Range** 2/1/25 to 2/28/25

Count of Incidents by Type copy



FIRE CHIEF'S REPORT

Board Meeting on February 24, 2025
(CANCELED)

APPARATUS STATUS AS OF February 17, 2025

	INSERVICE	OUT OF SERVICE	
LABELLE			
E41	x		Went in for annual service and repairs
T41	x		
B41	x		Oil changed.
U4	X		
F550	X		Waiting on title and training.
U43		x	Batteries bad. Replaced 1/31/25. Brakes stuck, out of service.
BB40	x		
FANNETT			
E42	x		
T42	X		
B42	x		Blown tire, rear dual: replaced, 02/03/25
M4	X		
U41	X		
CHEEK			
E43	X		
T43	x		
B43	X		

STATION 1: LABELLE

- Cold weather preparation for extreme winter "event".

STATION 2: FANNETT

- Brush 42 had a blow out on rear duals and had to be towed. Tires replaced
- Cold weather preparations were made.
- T-Mobile WiFi installed. New account.
- Cell phone repeater installed.

STATION 3: CHEEK

- Cold weather preparation for extreme "winter event".

EMS:

- No transport since last Board Meeting.
- One transport check deposited from 08/22/23 for \$1,075.10
- Medical Coordinator is working on a Variance for Med unit.
- Received medical supply order of I-gels. All trained members will be able to have I-gels in their med bag.
- Two members have advanced to Paramedic level certification.

Fire:

- Fire Chief and Diego Williams attended Exxon Mobil pipeline training at IRIS training facility on 01/25/25.
- Sprinkler plans for proposed assisted living facility in Cheek reviewed by J. Sampson.

FIRE RECOVERY:

- One Fire Recovery Checks Deposited since last board meeting from 02/28/24, \$1,580.00
- Three Fire Recovery incidents uploaded for collection since last board meeting.

ESD

- Received Email from Ian with G&G Construction pertaining to the need to use an Architect.
- The Fire Chief and Administrative assistant attended the SAFE-D Conference Feb. 6 – 8th 2025, in Round Rock. Regional groups of ESDs Board members to discuss ESD issues.
- Received 2023, F550 First-In Brush Truck purchased by Exxon Mobil on 01/29/25. Truck was reviewed by ESD4 members and found a few small issues that need to be fixed. Will be put in service after training and “issues” are corrected. Also title could not be transferred and is being corrected by Vendor.
- Chief talked to representative from HDL. HDL is a company that evaluates and tracks sales tax.
- Check 5215 was voided due to printer error.

FIRE TRAINING:

- Fire training was held on 02/03/25

EMS TRAINING:

- EMS training held on 02/18/25.

MEMBERSHIP:

- 34 Volunteer members.
- See Active Duty Report attached.

RUNS/CALL VOUME:

- 60 emergency responses by JCESD4 in the month of January 2025.
- 46 or 77% of the calls were Medical/EMS calls.
- 22 members made calls in January 2024.
- 724 call made in the year of 2024 with 495 or 68.4% being EMS type calls.
- **0 no responses** in January 2025. *This is a first.*

Paid Firefighter

- There is currently 9 Paid Contract Firefighters.

SALVAGE:

- Structural boots, SN LS000212893. Sole came off.
- 12, Scott AP 50 4.5 SCBA (back-pack only)
 - JC0206
 - JC0207
 - JC0208
 - JC0209
 - JC0217
 - JC0214
 - JC0215
 - JC0213
 - JC0216
 - JC0203
 - JC0201
 - JC0210
- LANDING ZONE light set. JC0111. Batteries bad, will not charge
- John Deere GATOR XUV 620i, Id #13, M0XUVGX02709. Does not run repairs needed.

SURPLUS:

- Cargo Trailer, 16'. VIN 571BE1623GM014827
- 2007 F350 Brush truck with skid unit. Vin:

Filter statement

Filters

Alarm Date Range 1/1/25 to 1/31/25

[1 more...](#)

Fire Resources - Personnel and Units

Total Incidents

Count of Incidents

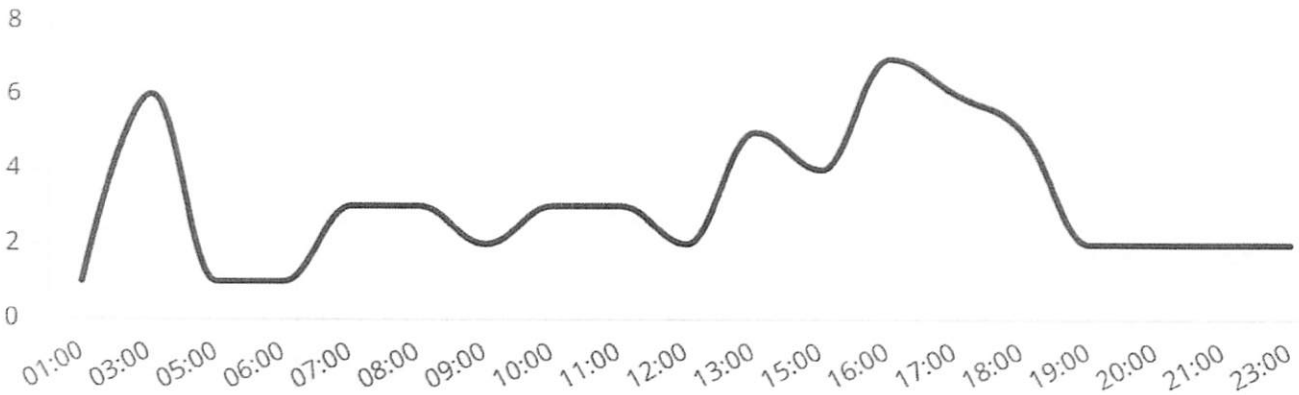
60

Average Time On Scene

Average Time On Scene

57m:42s

Call Volume over Time



Filter statement

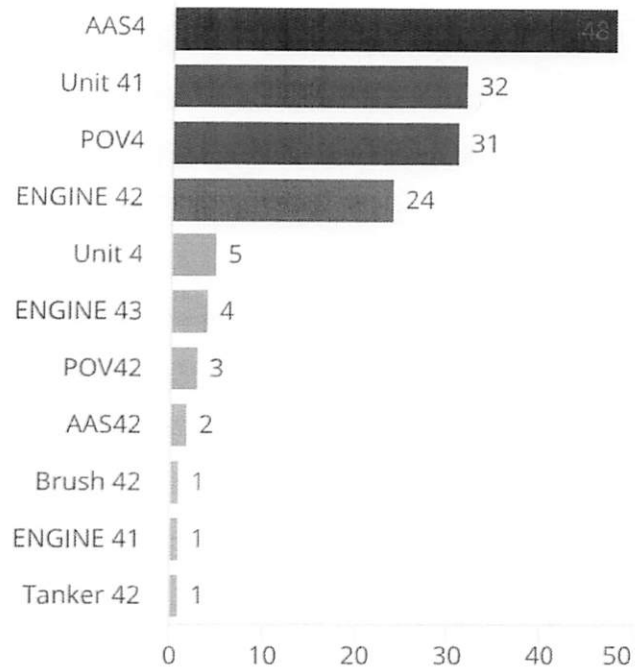
Filters **Alarm Date Range** 1/1/25 to 1/31/25

[1 more...](#)

Breakdown of Calls by Unit

Unit Name	Percentage of Calls	Averag
AAS4	80.00%	
AAS42	3.33%	
Brush 42	1.67%	
ENGINE 41	1.67%	
ENGINE 42	40.00%	
ENGINE 43	6.67%	
POV4	51.67%	
POV42	5.00%	
Tanker 42	1.67%	
Unit 4	8.33%	
Unit 41	53.33%	
Grand Total	100.00%	

Count of Calls by Unit



Fire Resources - Personnel and Units (call volume)

Feb 12, 2025 1:50:11 PM Fire Incidents

Filter statement

Filters

Alarm Date Range 1/1/25 to 1/31/25

[1 more...](#)

Percentage of Calls by Personnel

Breakdown of Calls by Personnel

Unit Personnel Name	Percentage of Calls
NVA	85.00%
Randy E Lyday - 4110	53.33%
Michael A Parise - 4416	33.33%
CHARLES D EAVES 4503	26.67%
Bruce King - 4129	23.33%
David M Stacey - 401	18.33%
Logan M Smith - 4207	16.67%
AARON McNEIL - 4505	15.00%
Mark K Winstead - 4131	11.67%
Rowdy Y Draper - 422	10.00%
Daniel M Summers - 4204	8.33%
CASEY PARIGI - 4502	8.33%
Jeremy Tullis 4504	6.67%
Kevin Kester - 4115	5.00%
Nicholas S Rand - 4119	5.00%
Ashley N Rivett - 4124	3.33%
Scott Wade - 440	3.33%
Dylan Compton - 4106	1.67%
Claudia J Kester - 4125	1.67%
Jeremy Hansen - 4101	1.67%
Darrell S Franklin - 4108	1.67%
Diego Williams - 4206	1.67%
Cristy Draper - 4322	1.67%
Percentage of Calls	100.00%



JCESD 4
MONTH ACTIVE MEMBER REPORT JANUARY 2025

ID	Name	JANUARY		FEBRUARY	
		RUNS MADE	TRAINING	RUNS	TRAINING
4144	Arceneaux - 4144, Jesse J	0	0		
4139	Byers - 4139, Timothy W	0	0		
4106	Compton - 4106, Dylan	1	0		
422	Draper - 422, Rowdy Y	6	0		
4322	Draper - 4322, Cristy	1	0		
4108	Franklin - 4108, Darrell S	1	0		
4101	Hansen - 4101, Jeremy	1	0		
4401	Hansen - 4401, Gabrielle	0	0		
4134	Hidalgo, Daniel - 4134	0	0		
4328	James, Robert	0	0		
4115	Kester - 4115, Kevin	3	0		
4125	Kester - 4125, Claudia J	1	0		
4223	Kester - 4223, Joshua W	0	0		
4129	King, Bruce	14	2		
411	Kirkgard - 411, Kendall Brady	0	0		
4418	Kutzner - 4418, Tyler Mitchell	0	0		
4113	Leblanc, Bailey	0	0		
4110	Lyday - 4110, Randy E	32	2		
4416	Parise - 4416, Michael A	20	1		
4119	Rand, Nicholas S	0/3	0		
4124	Rivett - 4124, Ashley N	2	0		
430	Sampson - 430, Jared	0	0		
402	Sanders - 402, Casey	0	1		
4207	Smith - 4207, Logan M	11	0		
401	Stacey - 420, David M	11	2		
4320	Stacey, Joyce M	0	0		
4204	Summers, Daniel Mark	5	1		
4237	Trahan - 4237, Swendale J	0	0		
4437	Trahan - 4437, Terry L	0	0		
4111	Vasquez - 4111, Angel	0	0		
440	Wade - 440, Scott	2	1		
4121	Williams - 4121, Thomas V	0	1		
4206	Williams - Diego	1	1		
4131	Winstead - 4131, Mark K	7	0		
NUMBER OF CALLS		60			
NUMBER OF MEMBERS MADE CALLS		22			
RESPONDER NO CALLS		18			
SUPPORT PERSONNEL					

Filter statement

Filters **Alarm Date Range** 1/1/25 to 1/31/25

Fire Incident Types

Count of Total Incide...

Count of Incidents
60

Fire Calls

Count of Fire Calls
3
Percent of Fire Calls **5.0%**

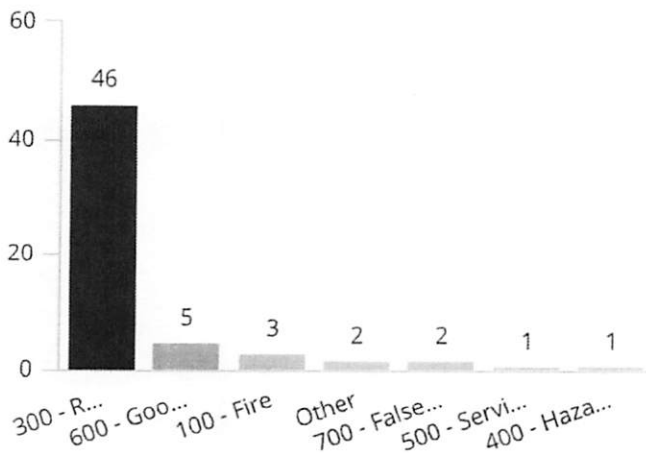
EMS Calls

Count of EMS Calls
46
Percent of EMS Calls **76.7%**

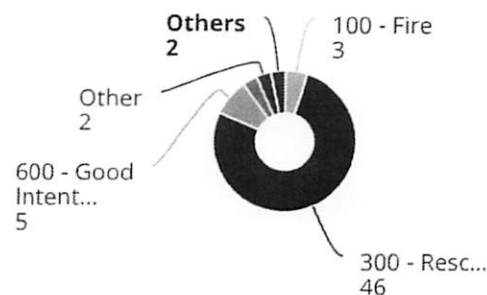
Other Calls

Count of Other Calls
11
Percent of Other Calls **18.3%**

Count of Incidents by Incident Type Group and Year



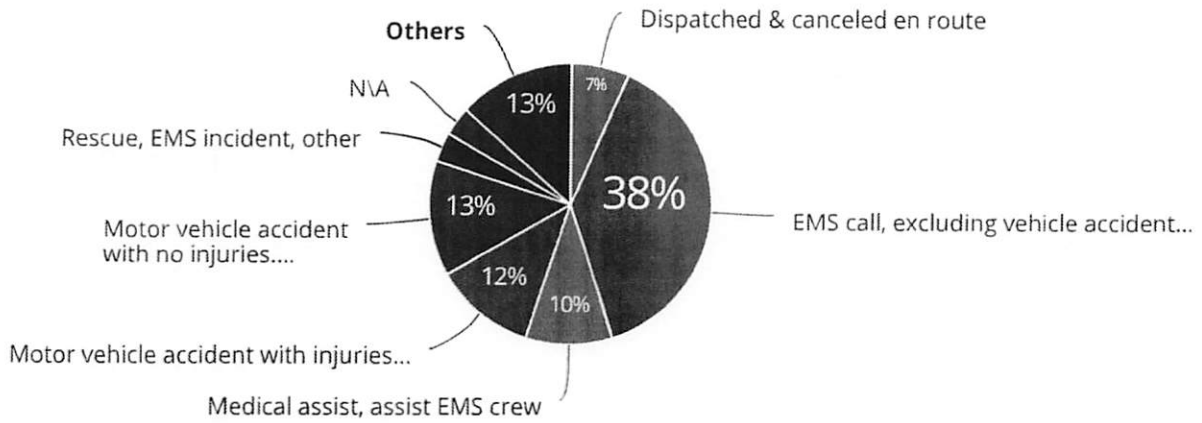
Percentage of Incident Type Group



Filter statement

Filters **Alarm Date Range** 1/1/25 to 1/31/25

Count of Incidents by Type copy



- Dispatched & canceled en route
- EMS call, excluding vehicle accident with injury
- Medical assist, assist EMS crew
- Motor vehicle accident with injuries
- Motor vehicle accident with no injuries.
- Rescue, EMS incident, other
- NVA
- Others

Filter statement

Filters

Alarm Date Range 1/1/24 to 12/31/24

[1 more...](#)

Fire Resources - Personnel and Units

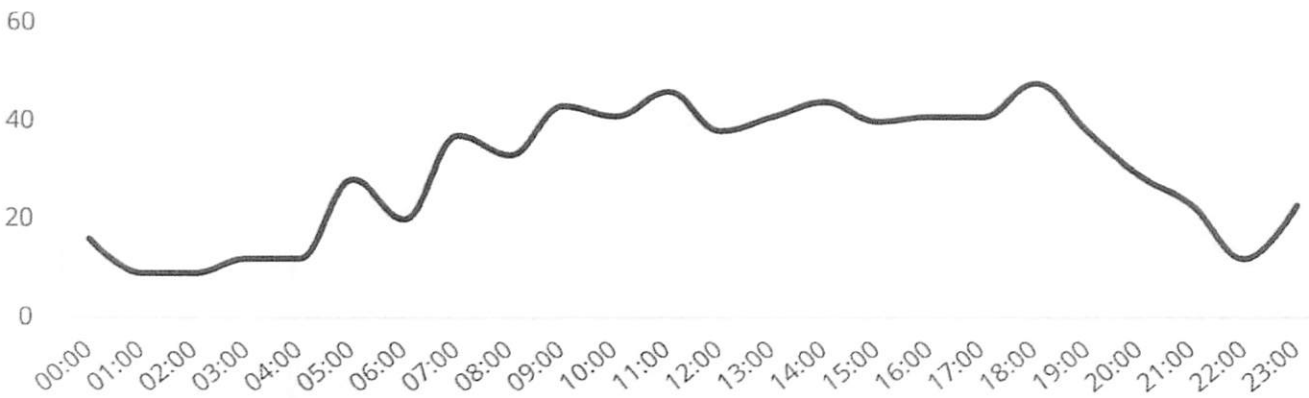
Total Incidents

Count of Incidents
724

Average Time On Scene

Average Time On Scene
59m:21s

Call Volume over Time



Filter statement

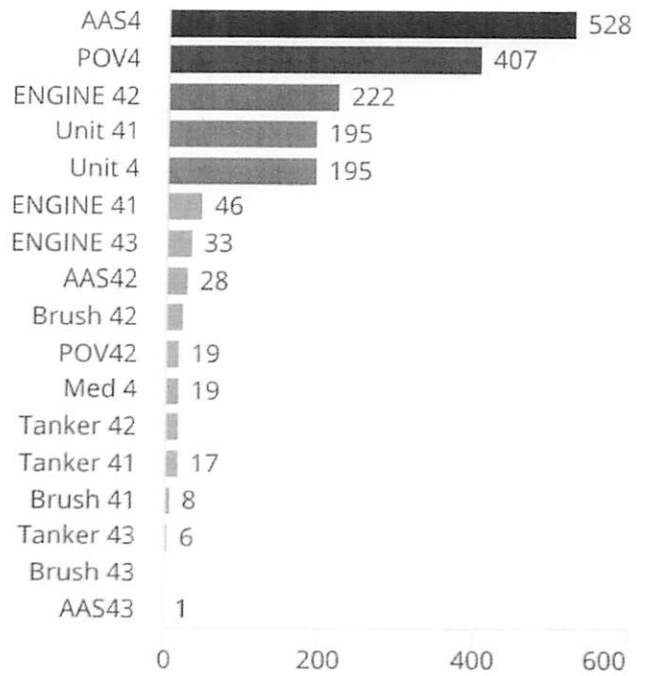
Filters **Alarm Date Range** 1/1/24 to 12/31/24

[1 more...](#)

Breakdown of Calls by Unit

Count of Calls by Unit

Unit Name	Percentage of Calls	Averag
AAS4	72.93%	
AAS42	3.87%	
AAS43	0.14%	
Brush 41	1.10%	
Brush 42	3.31%	
Brush 43	0.41%	
ENGINE 41	6.35%	
ENGINE 42	30.66%	
ENGINE 43	4.56%	
Med 4	2.62%	
POV4	56.22%	
POV42	2.62%	
Tanker 41	2.35%	
Tanker 42	2.40%	



Filter statement

Filters

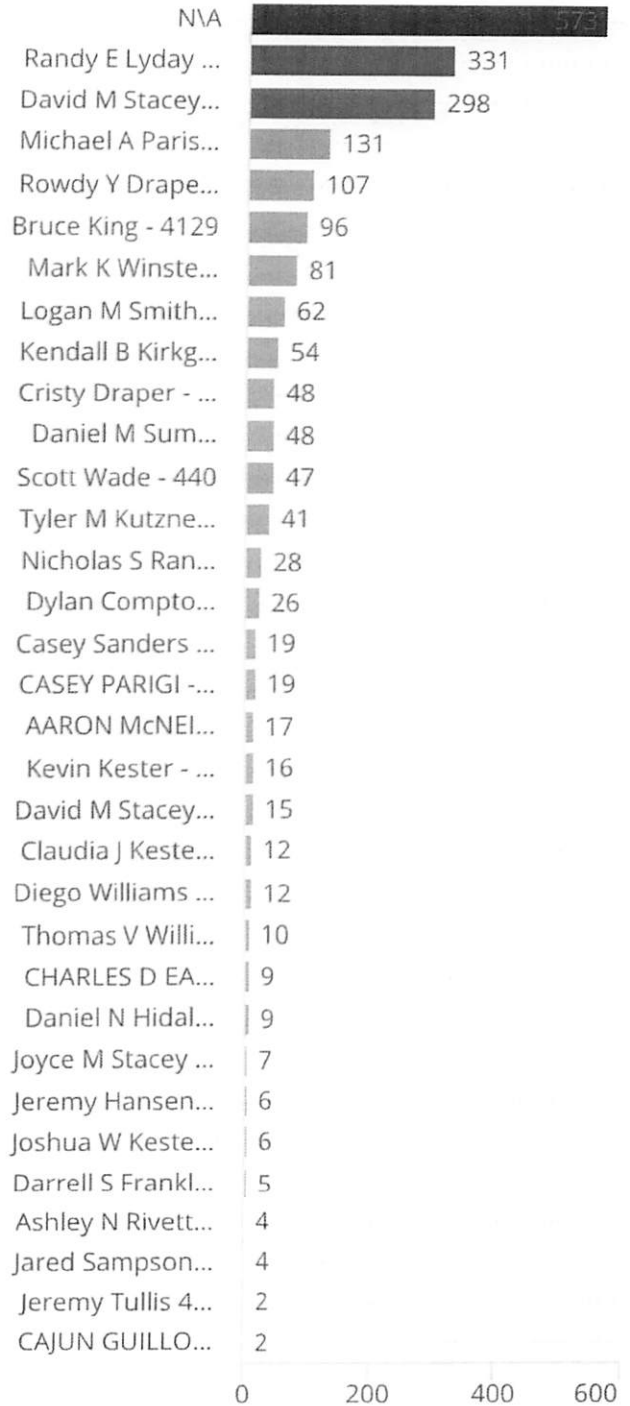
Alarm Date Range 1/1/24 to 12/31/24

[1 more...](#)

Percentage of Calls by Personnel

Unit Personnel Name	Percentage of Calls
N/A	79.14%
Randy E Lyday - 4110	45.72%
David M Stacey - 401	41.16%
Michael A Parise - 4416	18.09%
Rowdy Y Draper - 422	14.78%
Bruce King - 4129	13.26%
Mark K Winstead - 4131	11.19%
Logan M Smith - 4207	8.56%
Kendall B Kirkgard - 411	7.46%
Cristy Draper - 4322	6.63%
Daniel M Summers - 4204	6.63%
Scott Wade - 440	6.49%
Tyler M Kutzner - 4418	5.66%
Nicholas S Rand - 4119	3.87%
Dylan Compton - 4106	3.59%
CASEY PARIGI - 4502	2.62%
Casey Sanders - 402	2.62%
AARON McNEIL - 4505	2.35%
Kevin Kester - 4115	2.21%
David M Stacey - 420	2.07%
Claudia J Kester - 4125	1.66%
Diego Williams - 4206	1.66%
Thomas V Williams - 4121	1.38%
CHARLES D EAVES 4503	1.24%
Daniel N Hidalgo 4134	1.24%
Percentage of Calls	100.00%

Breakdown of Calls by Personnel



Filter statement

Filters **Alarm Date Range** 1/1/24 to 12/31/24

Fire Incident Types

Count of Total Incide...

Count of Incidents
724

Fire Calls

Count of Fire Calls
55
Percent of Fire Calls **7.6%**

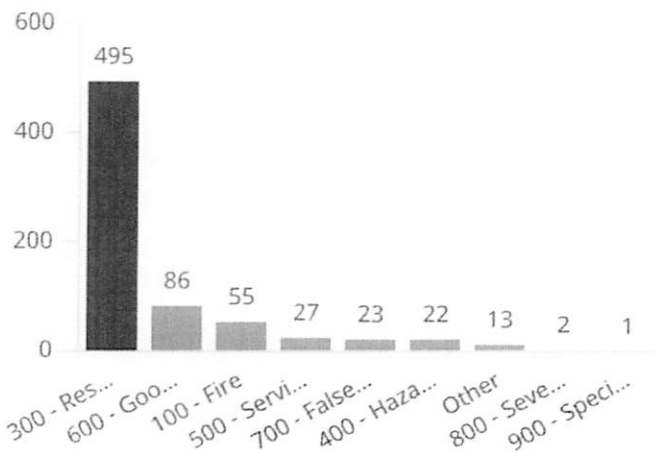
EMS Calls

Count of EMS Calls
495
Percent of EMS Calls **68.4%**

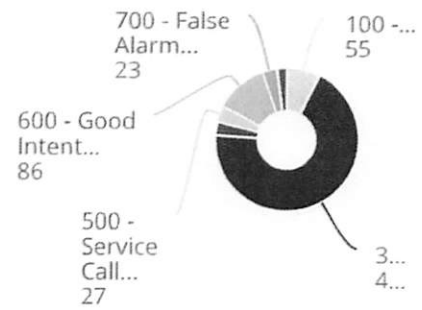
Other Calls

Count of Other Calls
174
Percent of Other Calls **24.0%**

Count of Incidents by Incident Type Group and Year



Percentage of Incident Type Group



Filter statement

Filters **Alarm Date Range** 1/1/24 to 12/31/24

Count of Incidents by Type copy

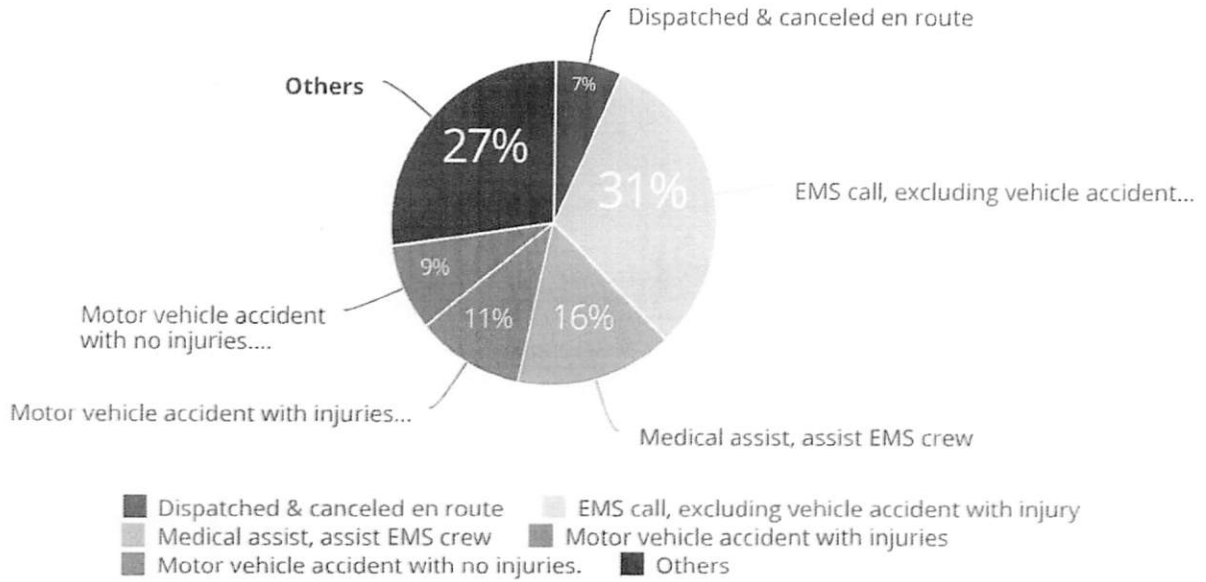


Exhibit B

BANK ACCOUNT BALANCES AS OF MARCH 14, 2025

BANK ACCOUNT DETAIL FOR THE MONTH OF FEBRUARY 2025 AND MARCH 2025 YEAR-TO-DATE:

	2/28/2025	3/14/2025
	BALANCE	BALANCE
TEXAS FIRST BANK		
Checking Account #10229417	\$ 423,349.15	\$ 272,367.67
TEXSTAR		
Dec Average Monthly Interest rate was 4.5642 from Nov rate of 4.7112%		<i>2,798,983.55</i>
(Note: TEXSTAR account opened March 2023)	\$ 2,498,983.55	\$ 2,498,983.55 <i>2,807,344.60</i>
TOTAL FUNDS AS OF 03/14/2025	\$ 2,922,332.70	\$ 2,771,351.22

~~\$3,019,712.27~~

Deposits in Mrch 2025 at Texas First Bank Account As Of 3/14/2025	DEPOSITS
03/04/2025 District Clerk Payment	\$ 151.62
03/10/2024 Jefferson County Property Tax Disbursement	\$ 83,320.51
03/11/2025 UFIS Towing Payment	\$ 225.00
03/14/2025 CPA State Fiscal/Inv-Payments (Sales Tax)	\$ 6,206.86
03/14/2025 CPA State Fiscal/Inv-Payments (Sales Tax)	\$ 67,799.46
(Total Sales Tax Revenue Received in March 2025 is \$74,006.32)	
TOTAL MARCH 2025 DEPOSITS AS OF 03/15/2025:	\$ 74,006.32

\$3,071,351.22

Withdrawals in March 2025 at Texas First Bank Account As Of 3/14/2025	PAYMENTS/TRANSFERS
03/03/2025 Transfer to TEXSTAR of \$300,000.00	\$ 300,000.00
03/03/2025 Payment to 24 Hour Safety - Ck # 5181	\$ 108.00
03/03/2025 Payment to Bound Tree LLC - Ck # 5184	\$ 1,995.53
03/04/2025 Verizon Payment	\$ 10.05
03/04/2025 Verizon Payment	\$ 417.89
03/04/2025 Ck# 5205 to Donald Scott Wade (Ck date 2/17/2025)	\$ 400.00
03/04/2025 Ck 5210 to Nicholas Rand (Ck date 2/17/2025)	\$ 528.00
03/05/2025 Ck# 5183 to Benckenstein & Oxford LLP (Ck date 2/17/2025)	\$ 375.00
03/07/2025 Ck# 5169 to Cristine Draper (Ck date 1/20/2025)	\$ 75.00
03/07/2025 Ck# 5478 to Cristine Draper (Ck date 1/20/2025)	\$ 761.89
03/07/2025 Ck# 5480 to Cristine Draper (Ck date 2/17/2025)	\$ 872.70
03/07/2025 Ck# 5476 to Cristine Draper (Ck date 12/16/2024)	\$ 1,025.08
03/11/2025 Enterprise Guard Payment	\$ 100.00
03/12/2025 Entergy Payment	\$ 110.05
03/13/2025 Entergy Payment	\$ 310.11
03/13/2025 Entergy Payment	\$ 329.06
03/13/2025 IRS Tax Payment	\$ 1,169.60
03/17/2025 West Jefferson Water	\$ 30.93
03/17/2025 West Jefferson Water	\$ 35.11
03/17/2025 West Jefferson Water	\$ 30.93
TOTAL MARCH 2025 PAYMENTS AS OF 03/15/2025:	\$ 308,684.93



Helping Texans Build Texas®

www.texasfirst.bank

600 Gulf Freeway, Texas City, TX 77591

Return Service Requested

TELEPHONE BANKING
(409) 945-9889 (281) 538-2226
(855) 355-8321

CUSTOMER SERVICE
(409) 948-1993

1

**JEFFERSON COUNTY EMERGENCY
SERVICES DISTRICT No. 4
12880 FM 365 RD
BEAUMONT TX 77705-9682**

Page 1 of 5

Account Number: ****9417
Date 02/28/25

EM

PUBLIC FUNDS TIERED INT. JEFFERSON COUNTY EMERGENCY Acct XXXXXX9417

Summary of Activity Since Your Last Statement

Beginning Balance	2/01/25	80,652.08
Deposits / Misc Credits	4	378,092.72
Withdrawals / Misc Debits	50	35,395.65
** Ending Balance	2/28/25	423,349.15 **
Service Charge		.60
Interest Paid Thru 2/28/25		379.17
Interest Paid Year To Date		549.05
Annual Percentage Yield Earned		1.47 %
Number of Days for A.P.Y.E.		28
Average Balance for A.P.Y.E.		339,174.12
Minimum Balance		78,347
Enclosures		36

	Total for this period	Total year-to-date
Total Overdraft Fees	\$.00	\$.00
Total Returned Item Fees	\$.00	\$.00

Deposits and Other Credits

Date	Amount	Activity Description
2/07	271,105.75	Jefferson CO Tax/ACH
2/14	4,769.14	Property tax Disbursement 86 ESD 4 CPA STATE FISCAL/INV-PAYMTS 32092946816000 JEFFERSON CO ESD
2/14	101,838.66	CPA STATE FISCAL/INV-PAYMTS 32066141139000 JEFFERSON CO ESD
2/28	379.17	Interest Paid



Helping Texans Build Texas®

www.texasfirst.bank

600 Gulf Freeway, Texas City, TX 77591

Return Service Requested

TELEPHONE BANKING
(409) 945-9889 (281) 538-2226
(855) 355-8321

CUSTOMER SERVICE
(409) 948-1993

**JEFFERSON COUNTY EMERGENCY
SERVICES DISTRICT No. 4
12880 FM 365 RD
BEAUMONT TX 77705-9682**

Account Number: *****9417

Debits and Other Withdrawals

Date	Amount	Activity Description
2/03	161.56	TXWORKFORCECOMM/DEBIT (512)463-2325 TWC-998829950
2/11	100.00	ENTERPRISE GUARD/ENGUARD M80876614693 DAVID STACEY
2/12	145.97	ENTERGY TEXAS, I/BANK DRAFT JEFFERSON COUNTY ESD 4
2/12	399.65	ENTERGY TEXAS, I/BANK DRAFT JEFFERSON COUNTY ESD 4
2/12	454.73	ENTERGY TEXAS, I/BANK DRAFT JEFFERSON COUNTY ESD 4
2/14	1,160.22	IRS/USATAXPYMT 270544592687323 JEFFERSON COUNTY EMERG
2/18	30.93	WestJeffersnMWDp/Payment JEFFERSON CO. ESD 4
2/18	30.93	WestJeffersnMWDp/Payment JEFFERSON COUNTY EDS
2/18	30.93	WestJeffersnMWDp/Payment JEFFERSON COUNTY ESD
2/19	76.28	REPUBLICSERVICES/RSIBILLPAY 308622980992 JEFFERSON COUNTY ESD F
2/19	93.60	REPUBLICSERVICES/RSIBILLPAY 308622980958 JEFFERSON COUNTY ESD F
2/24	145.12	VISA/PAYMENT 487452XXXXX4955 DAVID STACEY JR
2/25	80.30	SPECTRUM/SPECTRUM JEFFERSON COUNTY ESD N
2/28	.60	GLOBAL ITEM 2 at \$.30

Checks

Date	Check No	Amount	Date	Check No	Amount	Date	Check No	Amount
2/10	5146	1,787.66	2/04	5173*	125.00	2/21	5190	140.00
2/07	5147	109.95	2/04	5179*	231.00	2/27	5191	114.20
2/04	5153*	690.00	2/25	5182*	500.00	2/27	5192	690.00
2/11	5154	124.20	2/25	5185*	225.00	2/25	5193	109.99
2/06	5156*	39.80	2/26	5186	510.98	2/28	5194	400.00
2/04	5162*	68.75	2/24	5187	462.41	2/24	5195	73.95
2/04	5166*	528.00	2/26	5188	295.40	2/27	5196	115.00
2/05	5170*	460.00	2/25	5189	400.00	2/20	5197	866.67



Helping Texans Build Texas®

www.texasfirst.bank

600 Gulf Freeway, Texas City, TX 77591

Return Service Requested

TELEPHONE BANKING
(409) 945-9889 (781) 538-2226
(855) 355-8321

CUSTOMER SERVICE
(409) 948-1993

**JEFFERSON COUNTY EMERGENCY
SERVICES DISTRICT No. 4
12880 FM 365 RD
BEAUMONT TX 77705-9682**

Page **1**
3 of 5

Account Number: *****9417

Checks

Date	Check No	Amount	Date	Check No	Amount	Date	Check No	Amount
2/26	5198	1,364.63	2/27	5204*	231.00	2/21	5211*	1,848.00
2/18	5199	434.30	2/21	5207*	4,147.00	2/24	5212	2,112.00
2/18	5200	20.00	2/20	5208	3,322.00	2/27	5214*	4,234.44
2/20	5201	26.00	2/19	5209	1,320.00	2/18	5481*	4,357.50

* indicates a break in check number sequence

Daily Balance Summary

Date	Balance	Date	Balance	Date	Balance
2/03	80,490.52	2/11	347,331.91	2/21	435,035.00
2/04	78,847.77	2/12	346,331.56	2/24	432,241.52
2/05	78,387.77	2/14	451,779.14	2/25	430,926.23
2/06	78,347.97	2/18	446,874.55	2/26	428,755.22
2/07	349,343.77	2/19	445,384.67	2/27	423,370.58
2/10	347,556.11	2/20	441,170.00	2/28	423,349.15

Please review the Account Agreement for updates on our website
www.texasfirst.bank under Disclosure. Direct link is available at
texasfirst.bank/wp-content/uploads/2024/12/Account-Agreement.pdf

PUBLIC FUNDS SAVINGS	JEFFERSON COUNTY EMERGENCY	Acct XXXXXX1885
-----------------------------	-----------------------------------	------------------------

Summary of Activity Since Your Last Statement

Beginning Balance	2/01/25	.00	
Deposits / Misc Credits	0	.00	
Withdrawals / Misc Debits	0	.00	
** Ending Balance	2/28/25	.00	**
Service Charge		.00	
Average Balance		25,770	
Minimum Balance		0	

02/10/2025 5146 \$1,787.66

JOHNSON COUNTY EMERGENCY SERVICES No. 4
2527 MARKET BLVD
DALLAS, TX 75225
BRANCH: TX 7705

AMOUNT PAID TO DATE: \$1,787.66

DATE: 02/10/2025

TXAS FIRST BANK

02/04/2025 5166 \$528.00

JOHNSON COUNTY EMERGENCY SERVICES No. 4
1700 W. WYATT ST
DALLAS, TX 75225
BRANCH: TX 7705

AMOUNT PAID TO DATE: \$528.00

DATE: 02/04/2025

TXAS FIRST BANK

02/26/2025 5186 \$510.98

JOHNSON COUNTY EMERGENCY SERVICES No. 4
2527 MARKET BLVD
DALLAS, TX 75225
BRANCH: TX 7705

AMOUNT PAID TO DATE: \$510.98

DATE: 02/26/2025

TXAS FIRST BANK

02/07/2025 5147 \$109.95

JOHNSON COUNTY EMERGENCY SERVICES No. 4
2527 MARKET BLVD
DALLAS, TX 75225
BRANCH: TX 7705

AMOUNT PAID TO DATE: \$109.95

DATE: 02/07/2025

TXAS FIRST BANK

02/05/2025 5170 \$460.00

JOHNSON COUNTY EMERGENCY SERVICES No. 4
1700 W. WYATT ST
DALLAS, TX 75225
BRANCH: TX 7705

AMOUNT PAID TO DATE: \$460.00

DATE: 02/05/2025

TXAS FIRST BANK

02/24/2025 5187 \$462.41

JOHNSON COUNTY EMERGENCY SERVICES No. 4
2527 MARKET BLVD
DALLAS, TX 75225
BRANCH: TX 7705

AMOUNT PAID TO DATE: \$462.41

DATE: 02/24/2025

TXAS FIRST BANK

02/04/2025 5153 \$690.00

JOHNSON COUNTY EMERGENCY SERVICES No. 4
2527 MARKET BLVD
DALLAS, TX 75225
BRANCH: TX 7705

AMOUNT PAID TO DATE: \$690.00

DATE: 02/04/2025

TXAS FIRST BANK

02/04/2025 5173 \$125.00

JOHNSON COUNTY EMERGENCY SERVICES No. 4
1700 W. WYATT ST
DALLAS, TX 75225
BRANCH: TX 7705

AMOUNT PAID TO DATE: \$125.00

DATE: 02/04/2025

TXAS FIRST BANK

02/26/2025 5188 \$295.40

JOHNSON COUNTY EMERGENCY SERVICES No. 4
2527 MARKET BLVD
DALLAS, TX 75225
BRANCH: TX 7705

AMOUNT PAID TO DATE: \$295.40

DATE: 02/26/2025

TXAS FIRST BANK

02/11/2025 5154 \$124.20

JOHNSON COUNTY EMERGENCY SERVICES No. 4
2527 MARKET BLVD
DALLAS, TX 75225
BRANCH: TX 7705

AMOUNT PAID TO DATE: \$124.20

DATE: 02/11/2025

TXAS FIRST BANK

02/04/2025 5179 \$231.00

JOHNSON COUNTY EMERGENCY SERVICES No. 4
1700 W. WYATT ST
DALLAS, TX 75225
BRANCH: TX 7705

AMOUNT PAID TO DATE: \$231.00

DATE: 02/04/2025

TXAS FIRST BANK

02/25/2025 5189 \$400.00

JOHNSON COUNTY EMERGENCY SERVICES No. 4
2527 MARKET BLVD
DALLAS, TX 75225
BRANCH: TX 7705

AMOUNT PAID TO DATE: \$400.00

DATE: 02/25/2025

TXAS FIRST BANK

02/06/2025 5156 \$39.80

JOHNSON COUNTY EMERGENCY SERVICES No. 4
2527 MARKET BLVD
DALLAS, TX 75225
BRANCH: TX 7705

AMOUNT PAID TO DATE: \$39.80

DATE: 02/06/2025

TXAS FIRST BANK

02/25/2025 5182 \$500.00

JOHNSON COUNTY EMERGENCY SERVICES No. 4
1700 W. WYATT ST
DALLAS, TX 75225
BRANCH: TX 7705

AMOUNT PAID TO DATE: \$500.00

DATE: 02/25/2025

TXAS FIRST BANK

02/21/2025 5190 \$140.00

JOHNSON COUNTY EMERGENCY SERVICES No. 4
2527 MARKET BLVD
DALLAS, TX 75225
BRANCH: TX 7705

AMOUNT PAID TO DATE: \$140.00

DATE: 02/21/2025

TXAS FIRST BANK

02/04/2025 5162 \$68.75

JOHNSON COUNTY EMERGENCY SERVICES No. 4
2527 MARKET BLVD
DALLAS, TX 75225
BRANCH: TX 7705

AMOUNT PAID TO DATE: \$68.75

DATE: 02/04/2025

TXAS FIRST BANK

02/25/2025 5185 \$225.00

JOHNSON COUNTY EMERGENCY SERVICES No. 4
1700 W. WYATT ST
DALLAS, TX 75225
BRANCH: TX 7705

AMOUNT PAID TO DATE: \$225.00

DATE: 02/25/2025

TXAS FIRST BANK

02/27/2025 5191 \$114.20

JOHNSON COUNTY EMERGENCY SERVICES No. 4
2527 MARKET BLVD
DALLAS, TX 75225
BRANCH: TX 7705

AMOUNT PAID TO DATE: \$114.20

DATE: 02/27/2025

TXAS FIRST BANK



JEFFERSON COUNTY ESD 4
 ATTN SANDRA J MELTON
 12880 FM 365 RD
 BEAUMONT TX 77705-9682

MONTHLY STATEMENT OF ACCOUNT

ACCOUNT: 1230911110

ACCOUNT NAME: GENERAL FUND

STATEMENT PERIOD: 02/01/2025 - 02/28/2025

TEXSTAR MONTHLY SUMMARY: THE AVERAGE MONTHLY RATE WAS 4.3625%. THE AVERAGE WEIGHTED AVERAGE MATURITY WAS 37 DAYS AND THE NET ASSET VALUE FOR 2/28/25 WAS 1.000090.

MONTHLY ACTIVITY DETAIL

TRANSACTION DATE	DESCRIPTION	CONFIRMATION NUMBER	TRANSACTION AMOUNT	BALANCE
	BEGINNING BALANCE			2,498,983.55
02/28/2025	MONTHLY POSTING	9999888	8,361.05	2,507,344.60
	ENDING BALANCE			2,507,344.60

MONTHLY ACCOUNT SUMMARY

BEGINNING BALANCE	2,498,983.55
TOTAL DEPOSITS	0.00
TOTAL WITHDRAWALS	0.00
TOTAL INTEREST	8,361.05
ENDING BALANCE	2,507,344.60
AVERAGE BALANCE	2,498,983.55

ACTIVITY SUMMARY (YEAR-TO-DATE)

ACCOUNT NAME	DEPOSITS	WITHDRAWALS	INTEREST
GENERAL FUND	300,000.00	0.00	16,887.03



Good Morning, Sandra Melton

Public Funds Tiered Int. **9417

Last Updated: March 15, 2025 10:25 AM

\$272,464.64

Current Balance

\$272,367.67

Available Balance

[Transactions](#)

[Details & Settings](#)

Date	Description	Amount	
Pending	WestJeffersnMWDp/Payment	(\$30.93) \$272,367.67	⋮
Pending	WestJeffersnMWDp/Payment	(\$35.11) \$272,398.60	⋮
Pending	WestJeffersnMWDp/Payment	(\$30.93) \$272,433.71	⋮
MAR 14 2025	CPA STATE FISCAL/INV-PAYMTS 32066141139000 JEFFERSON CO ESD	\$67,799.46 \$272,464.64	⋮
MAR 14 2025	CPA STATE FISCAL/INV-PAYMTS 32092946816000 JEFFERSON CO ESD	\$6,206.86 \$204,665.18	⋮
MAR 13 2025	IRS/USATAXPYMT 270547260133473 JEFFERSON COUNTY EMERG	(\$1,169.60) \$198,458.32	⋮

MAR 13 2025	ENTERGY TEXAS, I/BANK DRAFT JEFFERSON COUNTY ESD 4	(\$329.06) \$199,627.92	⋮
MAR 13 2025	ENTERGY TEXAS, I/BANK DRAFT JEFFERSON COUNTY ESD 4	(\$310.11) \$199,956.98	⋮
MAR 12 2025	ENTERGY TEXAS, I/BANK DRAFT JEFFERSON COUNTY ESD 4	(\$110.05) \$200,267.09	⋮
MAR 11 2025	ENTERPRISE GUARD/ENGUARD M80926876520 DAVID STACEY	(\$100.00) \$200,377.14	⋮
MAR 11 2025	☞ Deposit - UFIS TOWING	\$225.00 \$200,477.14	⋮
MAR 10 2025	Jefferson CO Tax/ACH Property tax Disbursement 86 ESD 4	\$83,320.51 \$200,252.14	⋮
MAR 7 2025	☞ Check - 5476 CRISTINE DRAPER 12/16/2024	(\$1,025.08) \$116,931.63	⋮
MAR 7 2025	☞ Check - 5480 CRISTINE DRAPER 2/17/2025	(\$872.70) \$117,956.71	⋮
MAR 7 2025	☞ Check - 5478 CRISTINE DRAPER 1/20/2025	(\$761.89) \$118,829.41	⋮
MAR 7 2025	☞ Check - 5169 CRISTINE DRAPER 1/20/2025	(\$75.00) \$119,591.30	⋮
MAR 5 2025	☞ Check - 5183 BENCKENSTEIN & OXFORD LLP 2/17/2025	(\$375.00) \$119,666.30	⋮
MAR 4 2025	☞ Check - 5210 NICHOLAS RAND 2/17/2025	(\$528.00) \$120,041.30	⋮
MAR 4 2025	☞ Check - 5205 DONALD SCOTT WADE 2/17/2025	(\$400.00) \$120,569.30	⋮
MAR 4 2025	VERIZON WIRELESS/PAYMENTS 094212557100001 0000000094212557100001	(\$417.89) \$120,969.30	⋮
MAR 4 2025	VERIZON WIRELESS/PAYMENTS 064225772500001 0000000064225772500001	(\$10.05) \$121,387.19	⋮

MAR 4 2025	Deposit	DISTRICT CLERK	\$151.62	⋮
			\$121,397.24	
MAR 3 2025	Check - 5184	BOND TREE LLC	(\$1,995.53)	⋮
			\$121,245.62	
MAR 3 2025	Check - 5181	24 HOUR SAFETY	(\$108.00)	⋮
			\$123,241.15	
MAR 3 2025	3879 - TEXAS SHO/INVESTMENT	JEFFERSON COUNTY ESD 4	(\$300,000.00)	⋮
		TRANSFER TO TEXSTAR SAVINGS	\$123,349.15	
FEB 28 2025	GLOBAL ITEM 2 at \$.30		(\$0.60)	⋮
			\$423,349.15	
FEB 28 2025	Interest Paid		\$379.17	⋮
			\$423,349.75	
FEB 28 2025	Check - 5194		(\$400.00)	⋮
			\$422,970.58	
FEB 27 2025	Check - 5214		(\$4,234.44)	⋮
			\$423,370.58	
FEB 27 2025	Check - 5192		(\$690.00)	⋮
			\$427,605.02	
FEB 27 2025	Check - 5204		(\$231.00)	⋮
			\$428,295.02	
FEB 27 2025	Check - 5196		(\$115.00)	⋮
			\$428,526.02	
FEB 27 2025	Check - 5191		(\$114.20)	⋮
			\$428,641.02	
FEB 26 2025	Check - 5198		(\$1,364.63)	⋮
			\$428,755.22	
FEB 26 2025	Check - 5186		(\$510.98)	⋮
			\$430,119.85	
FEB 26 2025	Check - 5188		(\$295.40)	⋮
			\$430,630.83	

Exhibit C

Jefferson County Emergency Services District No. 4
Statement of Activities (Modified Cash Basis)
All Locations

March

	1 Month Ended 2/28/2025 Actual	5 Months Ended 2/28/2025 Actual	Annual Budget	Over (Under) Budget	% of Budget Used to Date
Revenue					
Ad Valorem Taxes	\$ 271,398	\$ 653,628	\$ 799,000	\$ (145,372)	81.81%
Sales and Use Tax Revenue	109,547	444,302	700,000	(255,698)	63.47%
Grants	-	5,069	10,000	(4,931)	50.69%
EMS Billing	-	-	5,000	(5,000)	0.00%
Fire Recovery	-	2,655	5,000	(2,345)	53.10%
Interest Income	8,740	41,556	50,824	(9,268)	81.76%
Other Income	-	22,777	5,000	17,777	455.54%
Sale of Equipment	-	-	1,500	(1,500)	0.00%
Donation of Property	370,764	370,764	371,000	(236)	99.94%
Total Revenue	<u>760,449</u>	<u>1,540,751</u>	<u>1,947,324</u>	<u>(406,573)</u>	<u>79.12%</u>
Operating Expenses					
Advertising	-	157	3,500	(3,343)	4.49%
Bank Fees	1	7	250	(243)	2.80%
Accounting	690	3,337	19,000	(15,663)	17.56%
Cleaning & Building Maintenance/Repairs	106	2,639	13,000	(10,361)	20.30%
Lawn Service	231	2,117	6,500	(4,383)	32.57%
Office Supplies & Postage	-	919	2,000	(1,081)	45.95%
Dues & Fees	-	-	1,500	(1,500)	0.00%
Tax & Appraisal Fees	4,688	5,705	22,500	(16,795)	25.36%
Sales and Use Tax Fees	2,191	8,886	14,000	(5,114)	63.47%
Interest Expense	-	-	3,967	(3,967)	0.00%
Insurance - VFIS District	-	-	500	(500)	0.00%
Legal/Professional	1,175	7,832	20,000	(12,168)	39.16%
Lodging/Meals/Travel & Regist ESD	384	438	7,500	(7,062)	5.84%
District Manager	1,500	9,000	18,000	(9,000)	50.00%
Administrative Assistant	945	5,198	15,600	(10,402)	33.32%
Payroll Tax Expense	90	1,367	2,600	(1,233)	52.58%
Small Equipment Purchases (less than \$5,000)	-	4,927	5,000	(73)	98.54%
Website Development and Maintenance	-	-	3,500	(3,500)	0.00%
Utilities	1,000	4,346	9,000	(4,654)	48.29%
Internet	160	2,663	6,500	(3,837)	40.97%
Telephone/Cell Phone	20	100	1,000	(900)	10.00%
Water & Garbage	263	1,313	3,800	(2,487)	34.55%
Note Payable - 3000 Gal Tanker (New -2022-23)	-	-	44,457	(44,457)	0.00%
Total Operating Expenses	<u>13,444</u>	<u>60,951</u>	<u>223,674</u>	<u>(162,723)</u>	<u>27.25%</u>

These financial statements have not been audited or reviewed and no CPA expresses an opinion or a conclusion nor provides any assurance on them.

Jefferson County Emergency Services District No. 4
Statement of Activities (Modified Cash Basis)
All Locations

	1 Month Ended 2/28/2025 Actual	5 Months Ended 2/28/2025 Actual	Annual Budget	Over (Under) Budget	% of Budget Used to Date
Emergency Medical Services					
EMS - Medics - Contract Labor	-	-	175,000	(175,000)	0.00%
EMS - Medical Coordinator	400	2,000	4,800	(2,800)	41.67%
Billing - Admin. Fees	129	188	600	(412)	31.33%
Billing - Collection Fees	-	-	1,100	(1,100)	0.00%
Data/Connectivity (Phone)	-	240	650	(410)	36.92%
EMS-Medical Director	500	2,500	6,000	(3,500)	41.67%
Equipment (New/Repair/Testing)	-	-	9,000	(9,000)	0.00%
Medical Supplies	2,111	6,578	15,000	(8,422)	43.85%
Tuition/Reg/Certification/Dues	26	2,044	7,500	(5,456)	27.25%
Vehicle Repair & Maintenance	-	-	6,000	(6,000)	0.00%
Fuel	23	56	2,000	(1,944)	2.80%
Total Emergency Medical Services	<u>3,189</u>	<u>13,606</u>	<u>227,650</u>	<u>(214,044)</u>	<u>5.98%</u>
Fire Services					
Fire Chief - Telephone Allowance	50	200	600	(400)	33.33%
Certification Dues	-	300	500	(200)	60.00%
Fire Chief	3,500	15,250	42,000	(26,750)	36.31%
Small Equipment Purchases	110	657	8,000	(7,343)	8.21%
Fire Field Meals	54	124	1,000	(876)	12.40%
Dispatch Services/I Am Responding	-	21,459	23,000	(1,541)	93.30%
Vehicle Repair & Maintenance	1,617	16,498	55,000	(38,502)	30.00%
Travel/Lodging/Meals/Trans Expenses	-	98	2,000	(1,902)	4.90%
Emergency Response Mileage/Pay Per Call	-	-	1,000	(1,000)	0.00%
Personal Protection Equipment	-	4,275	25,000	(20,725)	17.10%
Air-Pack SCBA Inspection & Repair	-	661	3,000	(2,339)	22.03%
Equipment, Boots, Gloves-Insp/Repairs	248	922	9,000	(8,078)	10.24%
Fire Uniforms	511	511	5,000	(4,489)	10.22%
Supplies - Hoses/Nozzles/Tarps	-	-	10,000	(10,000)	0.00%
Training & Materials/Tuition/Registration	16	3,133	5,000	(1,867)	62.66%
Fuel	714	3,831	10,000	(6,169)	38.31%
Insurance - Prop. & Liab.	-	53,434	57,000	(3,566)	93.74%
Insurance - Worker's Compensation	-	-	20,000	(20,000)	0.00%
Maint., Repairs & Fees - Comm/Radios	-	12,828	16,000	(3,172)	80.18%
Personal Protective Equipment - Inspection	-	-	4,500	(4,500)	0.00%
Payroll Tax Expense	447	924	3,500	(2,576)	26.40%
Supplies - Fire	51	896	5,000	(4,104)	17.92%
Quartermaster/Station Attendant	-	750	9,000	(8,250)	8.33%
Software - Emer Reporting	-	5,855	10,000	(4,145)	58.55%
Billing - Collection Fees	166	447	1,500	(1,053)	29.80%
Assitant Fire Chief	867	4,333	10,400	(6,067)	41.66%
Pay Per Call	-	7,470	15,000	(7,530)	49.80%
Fire Fighter Conranct Pay	13,277	34,078	88,000	(53,922)	38.73%
Total Fire Services	<u>21,628</u>	<u>188,934</u>	<u>440,000</u>	<u>(251,066)</u>	<u>42.94%</u>
Capital Expenditures					
New Firestation	-	-	25,000	(25,000)	0.00%
Capital Expenditures - Other	24,377	24,377	22,000	2,377	110.80%
Capital Expenditures - Tower Removal	-	-	15,000	(15,000)	0.00%
Capital Expenditure - Donated Property	370,764	370,764	371,000	(236)	99.94%
Capital Fund New Fire Station	-	-	600,000	(600,000)	0.00%
Total Capital Expenditures	<u>395,141</u>	<u>395,141</u>	<u>1,033,000</u>	<u>(637,859)</u>	<u>38.25%</u>
Contingency					
Contingency	-	-	23,000	(23,000)	0.00%
Total Contingency	<u>0</u>	<u>0</u>	<u>23,000</u>	<u>(23,000)</u>	<u>0.00%</u>
Total Expenses	<u>433,402</u>	<u>658,632</u>	<u>1,947,324</u>	<u>(1,288,692)</u>	<u>33.82%</u>
Net Change in Fund Balance	<u>\$ 327,047</u>	<u>\$ 882,119</u>	<u>\$ 0</u>		

These financial statements have not been audited or reviewed and no CPA expresses an opinion or a conclusion nor provides any assurance on them.

Jefferson County Emergency Services District No. 4
Statement of Activities (Modified Cash Basis)
All Locations

Feb.
—

	1 Month Ended 1/31/2025 Actual	4 Months Ended 1/31/2025 Actual	Annual Budget	Over (Under) Budget	% of Budget Used to Date
Revenue					
Ad Valorem Taxes	\$ 322,364	\$ 382,231	\$ 799,000	\$ (416,769)	47.84%
Sales and Use Tax Revenue	71,370	334,755	700,000	(365,245)	47.82%
Grants	-	5,069	10,000	(4,931)	50.69%
EMS Billing	-	-	5,000	(5,000)	0.00%
Fire Recovery	2,655	2,655	5,000	(2,345)	53.10%
Interest Income	8,696	32,816	50,824	(18,008)	64.57%
Other Income	-	22,777	5,000	17,777	455.54%
Sale of Equipment	-	-	1,500	(1,500)	0.00%
Donation of Property	-	-	371,000	(371,000)	0.00%
Total Revenue	<u>405,085</u>	<u>780,303</u>	<u>1,947,324</u>	<u>(1,167,021)</u>	<u>40.07%</u>
Operating Expenses					
Advertising	38	157	3,500	(3,343)	4.49%
Bank Fees	1	6	250	(244)	2.40%
Accounting	690	2,647	19,000	(16,353)	13.93%
Cleaning & Building Maintenance/Repairs	335	2,533	13,000	(10,467)	19.48%
Lawn Service	231	1,886	6,500	(4,614)	29.02%
Office Supplies & Postage	13	919	2,000	(1,081)	45.95%
Dues & Fees	-	-	1,500	(1,500)	0.00%
Tax & Appraisal Fees	115	1,017	22,500	(21,483)	4.52%
Sales and Use Tax Fees	1,427	6,695	14,000	(7,305)	47.82%
Interest Expense	-	-	3,967	(3,967)	0.00%
Insurance - VFIS District	-	-	500	(500)	0.00%
Legal/Professional	800	6,657	20,000	(13,343)	33.29%
Lodging/Meals/Travel & Regist ESD	54	54	7,500	(7,446)	0.72%
District Manager	1,500	7,500	18,000	(10,500)	41.67%
Administrative Assistant	825	4,253	15,600	(11,347)	27.26%
Payroll Tax Expense	79	1,277	2,600	(1,323)	49.12%
Small Equipment Purchases (less than \$5,000)	-	4,927	5,000	(73)	98.54%
Website Development and Maintenance	-	-	3,500	(3,500)	0.00%
Utilities	751	3,346	9,000	(5,654)	37.18%
Internet	540	2,503	6,500	(3,997)	38.51%
Telephone/Cell Phone	20	80	1,000	(920)	8.00%
Water & Garbage	263	1,051	3,800	(2,749)	27.66%
Note Payable - 3000 Gal Tanker (New -2022-23)	-	-	44,457	(44,457)	0.00%
Total Operating Expenses	<u>7,682</u>	<u>47,508</u>	<u>223,674</u>	<u>(176,166)</u>	<u>21.24%</u>

These financial statements have not been audited or reviewed and no CPA expresses an opinion or a conclusion nor provides any assurance on them.

Jefferson County Emergency Services District No. 4
Statement of Activities (Modified Cash Basis)
All Locations

	1 Month Ended 1/31/2025 Actual	4 Months Ended 1/31/2025 Actual	Annual Budget	Over (Under) Budget	% of Budget Used to Date
Emergency Medical Services					
EMS - Medics - Contract Labor	-	-	175,000	(175,000)	0.00%
EMS - Medical Coordinator	400	1,600	4,800	(3,200)	33.33%
Billing - Admin. Fees	-	59	600	(541)	9.83%
Billing - Collection Fees	-	-	1,100	(1,100)	0.00%
Data/Connectivity (Phone)	48	240	650	(410)	36.92%
EMS-Medical Director	500	2,000	6,000	(4,000)	33.33%
Equipment (New/Repair/Testing)	-	-	9,000	(9,000)	0.00%
Medical Supplies	1,827	4,468	15,000	(10,532)	29.79%
Tuition/Reg/Certification/Dues	-	2,018	7,500	(5,482)	26.91%
Vehicle Repair & Maintenance	-	-	6,000	(6,000)	0.00%
Fuel	-	33	2,000	(1,967)	1.65%
Total Emergency Medical Services	<u>2,775</u>	<u>10,418</u>	<u>227,650</u>	<u>(217,232)</u>	<u>4.58%</u>
Fire Services					
Fire Chief - Telephone Allowance	50	150	600	(450)	25.00%
Certification Dues	-	300	500	(200)	60.00%
Fire Chief	3,500	11,750	42,000	(30,250)	27.98%
Small Equipment Purchases	-	547	8,000	(7,453)	6.84%
Fire Field Meals	-	70	1,000	(930)	7.00%
Dispatch Services/I Am Responding	124	21,459	23,000	(1,541)	93.30%
Vehicle Repair & Maintenance	14	14,881	55,000	(40,119)	27.06%
Travel/Lodging/Meals/Trans Expenses	98	98	2,000	(1,902)	4.90%
Emergency Response Mileage/Pay Per Call	-	-	1,000	(1,000)	0.00%
Personal Protection Equipment	3,470	4,275	25,000	(20,725)	17.10%
Air-Pack SCBA Inspection & Repair	-	661	3,000	(2,339)	22.03%
Equipment, Boots, Gloves-Insp/Repairs	110	674	9,000	(8,326)	7.49%
Fire Uniforms	-	-	5,000	(5,000)	0.00%
Supplies - Hoses/Nozzles/Tarps	-	-	10,000	(10,000)	0.00%
Training & Materials/Tuition/Registration	12	3,117	5,000	(1,883)	62.34%
Fuel	901	3,117	10,000	(6,883)	31.17%
Insurance - Prop. & Liab.	-	53,434	57,000	(3,566)	93.74%
Insurance - Worker's Compensation	-	-	20,000	(20,000)	0.00%
Maint., Repairs & Fees - Comm/Radios	-	12,828	16,000	(3,172)	80.18%
Personal Protective Equipment - Inspection	-	-	4,500	(4,500)	0.00%
Payroll Tax Expense	478	478	3,500	(3,022)	13.66%
Supplies - Fire	69	845	5,000	(4,155)	16.90%
Quartermaster/Station Attendant	-	750	9,000	(8,250)	8.33%
Software - Emer Reporting	-	5,855	10,000	(4,145)	58.55%
Billing - Collection Fees	-	280	1,500	(1,220)	18.67%
Assitant Fire Chief	867	3,467	10,400	(6,933)	33.34%
Pay Per Call	3,685	7,470	15,000	(7,530)	49.80%
Fire Fighter Contranct Pay	9,680	20,801	88,000	(67,199)	23.64%
Total Fire Services	<u>23,058</u>	<u>167,307</u>	<u>440,000</u>	<u>(272,693)</u>	<u>38.02%</u>
Capital Expenditures					
New Firestation	-	-	25,000	(25,000)	0.00%
Capital Expenditures - Other	-	-	22,000	(22,000)	0.00%
Capital Expenditures - Tower Removal	-	-	15,000	(15,000)	0.00%
Capital Expenditure - Donated Property	-	-	371,000	(371,000)	0.00%
Capital Fund New Fire Station	-	-	600,000	(600,000)	0.00%
Total Capital Expenditures	<u>0</u>	<u>0</u>	<u>1,033,000</u>	<u>(1,033,000)</u>	<u>0.00%</u>
Contingency					
Contingency	-	-	23,000	(23,000)	0.00%
Total Contingency	<u>0</u>	<u>0</u>	<u>23,000</u>	<u>(23,000)</u>	<u>0.00%</u>
Total Expenses	<u>33,515</u>	<u>225,233</u>	<u>1,947,324</u>	<u>(1,722,091)</u>	<u>11.57%</u>
Net Change in Fund Balance	<u>\$ 371,570</u>	<u>\$ 555,070</u>	<u>\$ 0</u>		

These financial statements have not been audited or reviewed and no CPA expresses an opinion or a conclusion nor provides any assurance on them.

Exhibit D

JCESD4 - Jefferson County Emergency Services District No. 4

Check List

All Bank Accounts

March 17, 2025

Check Number	Check Date	Payee	Amount
Payroll Checks			
5482	03/17/25	Draper, Cristine A	872.71
5483	03/17/25	Stacey, David M	4,357.50
			Payroll Check Total
			<u>5,230.21</u>
Vendor Checks			
5215	03/17/25	DR. CHRISTOPHER ALAN BELL	500.00
5216	03/17/25	Bound Tree Medical, LLC	1,966.79
5217	03/17/25	Delta Industrial Service and Supply	817.84
5218	03/17/25	ESO SOLUTIONS, INC.	396.00
5219	03/17/25	Green Acres Grocery, Inc.	543.05
5220	03/17/25	J & M Neal Inc., dba Health Claims Plus	203.03
5221	03/17/25	Joshua C. Heinz	400.00
5222	03/17/25	Herrera's Emergency Lighting	230.00
5223	03/17/25	Lone Star Lube Right	85.14
5224	03/17/25	Love's Travel Stops & Country Stores	73.05
5225	03/17/25	Mary Ellen Robertson, CPA, PLLC	690.00
5226	03/17/25	Hubert Oxford, IV	400.00
5227	03/17/25	PRN Medical Services, Inc.	39.80
5228	03/17/25	Casey Sanders	866.67
5229	03/17/25	Siddons-Martin Emergency Group, LLC	10,232.44
5230	03/17/25	SOUTHERN TIRE MART, LLC	1,567.00
5231	03/17/25	DAVID M STACEY	50.00
5232	03/17/25	Joyce M. Stacey	60.00
5233	03/17/25	Stryker Sales, LLC	4,734.00
5234	03/17/25	Town and Country	160.95
5235	03/17/25	Unlimited Lawn Care	231.00
5236	03/17/25	VFIS of Texas	1,609.00
5237	03/17/25	DONALD SCOTT WADE	400.00
5238	03/17/25	Charles Daniel Eaves	3,872.00
5239	03/17/25	TRET ALLEN DARR	1,838.10
5240	03/17/25	AARON MCNEIL	3,168.00
5241	03/17/25	CASEY PARIGI	1,584.00
5242	03/17/25	SEAN SANDERS	792.00
5243	03/17/25	LOGAN SMITH	836.00
5244	03/17/25	Jeremy Tullis	2,128.50
5245	03/17/25	TEXAS ADVANTAGE COMMUNITY BANK	48,423.79
			Vendor Check Total
			<u>88,898.15</u>
			Check List Total
			<u><u>94,128.36</u></u>

Check count = 33

JCESD4 - Jefferson County Emergency Services District No. 4

Bank Account Register

TexSTAR Checking

February 25, 2025 - March 17, 2025

Date	Reference	Payee ID	Description	Checks/ Payments	Deposits/ Additions	Balance
			Beginning Balance			2,498,983.55
02/28/25			Interest Paid for February 2025		8,361.05	2,507,344.60
03/03/25			TexSTAR		300,000.00	2,807,344.60
			Totals	<u>0.00</u>	<u>308,361.05</u>	<u>2,807,344.60</u>

Transaction count = 2

JCESD4 - Jefferson County Emergency Services District No. 4

Bank Account Register

Texas First Bank - Checking

February 25, 2025 - March 17, 2025

Date	Reference	Payee ID	Description	Checks/ Payments	Deposits/ Additions	Balance
			Beginning Balance			392,085.37
02/25/25		SPEC	SPECTRUM BUSINESS	80.30		392,005.07
02/28/25		TexasFirst	Texas First Bank	0.60		392,004.47
02/28/25			Interest Paid for February 2025		379.17	392,383.64
03/03/25			TexSTAR	300,000.00		92,383.64
03/04/25		VERIZON7725	Verizon Wireless	10.05		92,373.59
03/04/25		VERIZON5571	Verizon Wireless	417.89		91,955.70
03/04/25			District Clerk		151.62	92,107.32
03/10/25			JEFFERSON COUNTY PROPERTY TAX DEPOSIT FOR FEBRUARY 2025		83,320.51	175,427.83
03/11/25			VFIS		225.00	175,652.83
03/11/25		ENGUARD	ENTERPRISE GUARDIAN INC. ENGUARD	100.00		175,552.83
03/12/25		ENTERGY892	Entergy	110.05		175,442.78
03/13/25		ENTERGY878	ENTERGY	310.11		175,132.67
03/13/25		ENTERGY498	Entergy	329.06		174,803.61
03/13/25		EFTPS	EFTPS on-line payroll tax payment	1,169.60		173,634.01
03/14/25			JCESD4-A SALES TAX DEPOSIT FOR JANUARY 2025		6,206.86	179,840.87
03/14/25			JCESD4 SALES TAX DEPOSIT FOR JANUARY 2025		67,799.46	247,640.33
03/17/25	5215	DRBELL	DR. CHRISTOPHER ALAN BELL	500.00		247,140.33
03/17/25	5216	Bound	Bound Tree Medical, LLC	1,966.79		245,173.54
03/17/25	5217	DELTA	Delta Industrial Service and Supply	817.84		244,355.70
03/17/25	5218	ESOSOL	ESO SOLUTIONS, INC.	396.00		243,959.70
03/17/25	5219	GREENACRES	Green Acres Grocery, Inc.	543.05		243,416.65
03/17/25	5220	HCPlus	J & M Neal Inc., dba Health Claims Plus	203.03		243,213.62
03/17/25	5221	HEINZ	Joshua C. Heinz	400.00		242,813.62
03/17/25	5222	HERRERAS	Herrera's Emergency Lighting	230.00		242,583.62
03/17/25	5223	LONESTAR	Lone Star Lube Right	85.14		242,498.48
03/17/25	5224	LOVES	Love's Travel Stops & Country Stores	73.05		242,425.43
03/17/25	5225	MER	Mary Ellen Robertson, CPA, PLLC	690.00		241,735.43
03/17/25	5226	OXFORD	Hubert Oxford, IV	400.00		241,335.43
03/17/25	5227	PRN	PRN Medical Services, Inc.	39.80		241,295.63
03/17/25	5228	SANDERS	Casey Sanders	866.67		240,428.96
03/17/25	5229	SIDDONS	Siddons-Martin Emergency Group, LLC	10,232.44		230,196.52
03/17/25	5230	STM	SOUTHERN TIRE MART, LLC	1,567.00		228,629.52
03/17/25	5231	DSTACEYREIM	DAVID M STACEY	50.00		228,579.52
03/17/25	5232	JOYCES	Joyce M. Stacey	60.00		228,519.52
03/17/25	5233	STRYKER	Stryker Sales, LLC	4,734.00		223,785.52
03/17/25	5234	TOWNANDCOUN	Town and Country	160.95		223,624.57
03/17/25	5235	UNLIMITED	Unlimited Lawn Care	231.00		223,393.57
03/17/25	5236	VFIS	VFIS of Texas	1,609.00		221,784.57
03/17/25	5237	SWADE	DONALD SCOTT WADE	400.00		221,384.57
03/17/25	5238	CHARE	Charles Daniel Eaves	3,872.00		217,512.57
03/17/25	5239	TRETD	TRET ALLEN DARR	1,838.10		215,674.47
03/17/25	5240	AARONMC	AARON MCNEIL	3,168.00		212,506.47
03/17/25	5241	CPARIGI	CASEY PARIGI	1,584.00		210,922.47
03/17/25	5242	SEANSAN	SEAN SANDERS	792.00		210,130.47
03/17/25	5243	LOSMITH	LOGAN SMITH	836.00		209,294.47
03/17/25	5244	JEREMYT	Jeremy Tullis	2,128.50		207,165.97
03/17/25	5245	TEXADVCOMB	TEXAS ADVANTAGE COMMUNITY BANK	48,423.79		158,742.18
03/17/25	5482		Draper, Cristine A	872.71		157,869.47
03/17/25	5483		Stacey, David M Jr	4,357.50		153,511.97
			Totals	<u>396,656.02</u>	<u>158,082.62</u>	<u>153,511.97</u>

Transaction count = 49

JCESD4 - Jefferson County Emergency Services District No. 4

Check List

All Bank Accounts
February 17, 2025

Check Number	Check Date	Payee	Amount
Payroll Checks			
5480	02/17/25	Draper, Cristine A	872.70
5481	02/17/25	Stacey, David M	4,357.50
		Payroll Check Total	<u>5,230.20</u>
Vendor Checks			
5181	02/17/25	24 Hr Safety	108.00
5182	02/17/25	DR. CHRISTOPHER ALAN BELL	500.00
5183	02/17/25	Benckenstein & Oxford, L.L.P.	375.00
5184	02/17/25	Bound Tree Medical, LLC	1,995.53
5185	02/17/25	FRANKIE'S WRECKER SERVICE	225.00
5186	02/17/25	GALLS, LLC	510.98
5187	02/17/25	Green Acres Grocery, Inc.	462.41
5188	02/17/25	J & M Neal Inc., dba Health Claims Plus	295.40
5189	02/17/25	Joshua C. Heinz	400.00
5190	02/17/25	Herrera's Emergency Lighting	140.00
5191	02/17/25	Love's Travel Stops & Country Stores	114.20
5192	02/17/25	Mary Ellen Robertson, CPA, PLLC	690.00
5193	02/17/25	M & D Supply, Inc.	109.99
5194	02/17/25	Hubert Oxford, IV	400.00
5195	02/17/25	P. C. Market and Hardware	73.95
5196	02/17/25	PRN Medical Services, Inc.	115.00
5197	02/17/25	Casey Sanders	866.67
5198	02/17/25	Siddons-Martin Emergency Group, LLC	1,364.63
5199	02/17/25	DAVID M STACEY	434.30
5200	02/17/25	Joyce M. Stacey	20.00
5201	02/17/25	RANDY LYDAY	26.00
5202	02/17/25	Stryker Sales, LLC	24,376.79
5203	02/17/25	Town and Country	160.64
5204	02/17/25	Unlimited Lawn Care	231.00
5205	02/17/25	DONALD SCOTT WADE	400.00
5206	02/17/25	Lone Star Lube Right	14.95
5207	02/17/25	Charles Daniel Eaves	4,147.00
5208	02/17/25	AARON MCNEIL	3,322.00
5209	02/17/25	CASEY PARIGI	1,320.00
5210	02/17/25	NICHOLAS RAND	528.00
5211	02/17/25	LOGAN SMITH	1,848.00
5212	02/17/25	Jeremy Tullis	2,112.00
5214	02/17/25	JEFFERSON COUNTY TAX A/C	4,234.44
		Vendor Check Total	<u>51,921.88</u>
		Check List Total	<u><u>57,152.08</u></u>

Check count = 35

JCESD4 - Jefferson County Emergency Services District No. 4

Bank Account Register

TexSTAR Checking

January 21, 2025 - February 24, 2025

Date	Reference	Payee ID	Description	Checks/ Payments	Deposits/ Additions	Balance
			Beginning Balance			2,190,457.57
01/22/25			TexSTAR		300,000.00	2,490,457.57
01/31/25			INTEREST PAID FOR JANUARY 2025		8,525.98	2,498,983.55
			Totals	<u>0.00</u>	<u>308,525.98</u>	<u>2,498,983.55</u>

Transaction count = 2

JCESD4 - Jefferson County Emergency Services District No. 4

Bank Account Register

Texas First Bank - Checking
January 21, 2025 - February 24, 2025

Date	Reference	Payee ID	Description	Checks/ Payments	Deposits/ Additions	Balance
			Beginning Balance			372,523.97
01/22/25			TexSTAR	300,000.00		72,523.97
01/24/25		VISA4955	VISA	241.05		72,282.92
01/27/25		SPEC	SPECTRUM BUSINESS	80.30		72,202.62
01/27/25			WESCO INSURANCE CO		1,580.00	73,782.62
01/27/25			J.D. SILVA & ASSOCIATES		1,075.10	74,857.72
01/30/25		EFTPS	EFTPS on-line payroll tax payment	160.64		74,697.08
01/30/25		EFTPS	EFTPS on-line payroll tax payment	84.00		74,613.08
01/31/25		VERIZON7725	Verizon Wireless	10.05		74,603.03
01/31/25		VERIZON5571	Verizon Wireless	417.89		74,185.14
01/31/25		TexasFirst	Texas First Bank	1.20		74,183.94
01/31/25			Interest Paid for January 2025		169.88	74,353.82
02/03/25		TWCOMM	Texas Workforce Commission	161.56		74,192.26
02/07/25			JEFFERSON COUNTY PROPERTY TAX DEPOSIT FOR JANUARY 2025		271,105.75	345,298.01
02/11/25		ENGUARD	ENTERPRISE GUARDIAN INC. ENGUARD	100.00		345,198.01
02/12/25		ENTERGY878	ENTERGY	399.65		344,798.36
02/12/25		ENTERGY498	Entergy	454.73		344,343.63
02/12/25		ENTERGY892	Entergy	145.97		344,197.66
02/14/25		EFTPS	EFTPS on-line payroll tax payment	1,160.22		343,037.44
02/14/25			JEFFERSON COUNTY ESD4 SALES AND USE TAX DEPOSIT FOR DECEMBER 2024		101,838.66	444,876.10
02/14/25			JEFFERSON COUNTY ESD4A SALES AND USE TAX DEPOSIT FOR DECEMBER 2024		4,769.14	449,645.24
02/17/25	5181	24HRSAFETY	24 Hr Safety	108.00		449,537.24
02/17/25	5182	DRBELL	DR. CHRISTOPHER ALAN BELL	500.00		449,037.24
02/17/25	5183	BENCK	Benckenstein & Oxford, L.L.P.	375.00		448,662.24
02/17/25	5184	Bound	Bound Tree Medical, LLC	1,995.53		446,666.71
02/17/25	5185	FRANKIE'S	FRANKIE'S WRECKER SERVICE	225.00		446,441.71
02/17/25	5186	GALL	GALLS, LLC	510.98		445,930.73
02/17/25	5187	GREENACRES	Green Acres Grocery, Inc.	462.41		445,468.32
02/17/25	5188	HCPlus	J & M Neal Inc., dba Health Claims Plus	295.40		445,172.92
02/17/25	5189	HEINZ	Joshua C. Heinz	400.00		444,772.92
02/17/25	5190	HERRERAS	Herrera's Emergency Lighting	140.00		444,632.92
02/17/25	5191	LOVES	Love's Travel Stops & Country Stores	114.20		444,518.72
02/17/25	5192	MER	Mary Ellen Robertson, CPA, PLLC	690.00		443,828.72
02/17/25	5193	M&DSUPPLY	M & D Supply, Inc.	109.99		443,718.73
02/17/25	5194	OXFORD	Hubert Oxford, IV	400.00		443,318.73
02/17/25	5195	PCMARKET	P. C. Market and Hardware	73.95		443,244.78
02/17/25	5196	PRN	PRN Medical Services, Inc.	115.00		443,129.78
02/17/25	5197	SANDERS	Casey Sanders	866.67		442,263.11
02/17/25	5198	SIDDONS	Siddons-Martin Emergency Group, LLC	1,364.63		440,898.48
02/17/25	5199	DSTACEYREIM	DAVID M STACEY	434.30		440,464.18
02/17/25	5200	JOYCES	Joyce M. Stacey	20.00		440,444.18
02/17/25	5201	RLYDREI	RANDY LYDAY	26.00		440,418.18
02/17/25	5202	STRYKER	Stryker Sales, LLC	24,376.79		416,041.39
02/17/25	5203	TOWNANDCOUN	Town and Country	160.64		415,880.75
02/17/25	5204	UNLIMITED	Unlimited Lawn Care	231.00		415,649.75
02/17/25	5205	SWADE	DONALD SCOTT WADE	400.00		415,249.75
02/17/25	5206	LONESTAR	Lone Star Lube Right	14.95		415,234.80
02/17/25	5207	CHARE	Charles Daniel Eaves	4,147.00		411,087.80
02/17/25	5208	AARONMC	AARON MCNEIL	3,322.00		407,765.80
02/17/25	5209	CPARIGI	CASEY PARIGI	1,320.00		406,445.80
02/17/25	5210	NICRAND	NICHOLAS RAND	528.00		405,917.80
02/17/25	5211	LOSMITH	LOGAN SMITH	1,848.00		404,069.80
02/17/25	5212	JEREMYT	Jeremy Tullis	2,112.00		401,957.80
02/17/25	5214	JEFFCTYTAX	JEFFERSON COUNTY TAX A/C	4,234.44		397,723.36
02/17/25	5480		Draper, Cristine A	872.70		396,850.66

JCESD4 - Jefferson County Emergency Services District No. 4

Bank Account Register

Texas First Bank - Checking
January 21, 2025 - February 24, 2025

Date	Reference	Payee ID	Description	Checks/ Payments	Deposits/ Additions	Balance
02/17/25	5481		Stacey, David M Jr	4,357.50		392,493.16
02/18/25		WJEFCTYMWD1	W. Jefferson Co. M.W.D	30.93		392,462.23
02/18/25		WJEFCTYMWD2	W. Jefferson CO. M.W.D.	30.93		392,431.30
02/18/25		WJEFCTYMWD3	W. JEFFERSON CO. M.W.D.	30.93		392,400.37
02/19/25		REPUBLIC992	REPUBLIC SERVICES #862	76.28		392,324.09
02/19/25		REPUBLIC958	REPUBLIC SERVICES #862	93.60		392,230.49
Totals				<u>360,832.01</u>	<u>380,538.53</u>	<u>392,230.49</u>

Transaction count = 60