

MINUTES OF THE REGULAR MEETING OF  
THE BOARD OF COMMISSIONERS OF  
JEFFERSON COUNTY EMERGENCY SERVICES DISTRICT NO. 4

A regular meeting of the Board of Commissioners of the Jefferson County Emergency Services District No. 4 (“District”) was called for at 5:30 p.m. on April 20, 2026, at the Labelle fire station, located at 12880 FM 365, Beaumont, Texas 77705, pursuant to notice duly posted according to law.

At approximately 5:30 p.m., the regular meeting was called to order. The roll was called of the duly constituted officers and members of the Board, to wit:

Jeff Roebuck	President
Charlie Reneau	Vice President
Davilyn Walston	Secretary
Sandra Melton	Treasurer
Robert Bordes	Assistant Treasurer

All of said Board members were present, with the exception of President Roebuck and Secretary Walston, thus constituting a quorum. Also present were: David Stacey, District Fire Chief; Cristy Draper, District Administrative Assistant; Mary Ellen Robertson, the District’s accountant; Joshua Heinz of Benckenstein & Oxford, LLP, attorneys for the District; and, the individuals listed on the attendance log attached hereto as **Exhibit A**.

Upon establishing that a quorum was present, Vice President Reneau asked for public comment as set forth in Agenda Item No. 3, and being as there was none, the Board moved along to Agenda Item No. 4, at which time Chief Stacey reviewed his monthly written Chief’s Report, a copy of which is attached hereto as **Exhibit B**.

Vice President Reneau then directed the Board’s attention to Agenda Item No. 5 for review of the Minutes of the March 16, 2026 regular meeting. Upon motion by

Assistant Treasurer Bordes which were seconded by Treasurer Melton, the proposed minutes were unanimously approved by the Board members present.

Next, the Board was directed to Agenda Item No. 6 for review of the Treasurer's Report, a copy of which is attached hereto as **Exhibit C**. Treasurer Melton reviewed with the Board her monthly report, which reflects the following balances in the District's accounts: Texas First Bank checking (9417) - \$194,094.27 as of March 31, 2026, and \$319,752.86 as of April 20, 2026; and, TexSTAR general fund investment (1110) - \$4,222,489.98 as of March 31, 2026 and April 20, 2026. The District's total funds on deposit as of April 20, 2026 was \$4,542,242.84. Ms. Robertson then reviewed with the Board the District's monthly financial Statement of Activities, a copy of which is attached hereto as **Exhibit D**.

Then, under Agenda Item No. 7, Chief Stacey reviewed with the Board the purchase proposals for new hoses, nozzles and miscellaneous small equipment (Siddons-Martin – not to exceed \$8,600), and a partial bunker gear set (Delta Fire & Safety – not to exceed \$3,600). Upon motion by Treasurer Melton and seconded by Assistant Treasurer Bordes, the Board members present unanimously approved and authorized the described purchases.

The Board then moved along to Agenda Item No. 8, at which time Treasurer Melton and Chief Stacey reviewed with the Board the District's various monthly expenditures, as shown on the Check List and Bank Account Registers attached hereto as **Exhibit E**. Upon motion by Assistant Treasurer Bordes and seconded by Treasurer Melton, the Board members present unanimously approved payment of the District's bills and expenditures (Check Nos. 5671-5672 and 5717-5759, plus the Spectrum Business,

Visa, Entergy, Verizon Wireless, T-Mobile, Enterprise Guardian, and other auto-debit payments).


Vice President Reneau then directed the Board to Agenda Item No. 9, at which time Chief Stacey advised the Board that the new fire apparatus should be ready for delivery by the end of April, and he discussed with the Board the payment options for same. Upon motion by Treasurer Melton and seconded by Assistant Treasurer Bordes, the Board members present unanimously approved and authorized transfer of \$369,000 from the District's TexSTAR general fund investment account (1110) to the Texas First Bank checking account (9417), and payment to Kemper Emergency Vehicles for the new fire apparatus (\$539,000) either by wire transfer or check.

The Board then moved along to Agenda Item No. 10, at which time the Board discussed status of the new Fannett fire station design and review of SLI Group's design/build contract. Mr. Stacey also reviewed with the Board the various proposals he received for topographical survey, geotechnical survey, and materials testing services, and based thereon, he recommended the following: Topographical Survey – SouTex Surveyors (not to exceed \$4,500); Geotechnical Survey – SEL (\$4,800 estimate); and, Materials Testing – SEL (\$15,000 budget). Upon motion by Assistant Treasurer Bordes and seconded by Treasurer Melton, the Board members accepted the proposals of and authorized retention of the survey/testing firms listed herein.


Since there were no matters to address under Agenda Item No. 11, the Board as directed to Agenda Item No. 12, at which time the Board reviewed and discussed the request from the Jefferson County Tax Office for the District to waive \$1.64 in 2025 tax year penalties/interest on Acct. No. 300102-000/178500-00000 due to a payment

processing/clerical error by the Tax Office. Upon motion by Treasurer Melton and seconded by Vice President Reneau, the Board members present unanimously approved the requested waiver of penalties/interest.

Being as there were no other matters to come before the Board the regular meeting was adjourned at approximately 6:10 p.m.

  
\_\_\_\_\_  
Jeff Roebuck, President  
Date: 5/10/2020

ATTEST:

  
\_\_\_\_\_  
Davilyn Walston, Secretary  
Date: 5/10/2020

# Exhibit A



**JEFFERSON COUNTY ESD No. 4**

**Board Meeting**

April 20, 2026

SIGN-IN SHEET

1. Randy Lyday 4110

2. J. Stacy

3. Cary Larkin 402

4. Don Summers 410

5.

6.

7.

8.

9.

10.

# Exhibit B

# FIRE CHIEF'S REPORT

**Board Meeting on April 20, 2026**

		INSERVICE	OUT OF SERVICE	
<b>LABELLE</b>				
	E41	x		Repairs and pump tested completed 3/6/26
	T41	x		
	B41	X		
	U4	X		
	F550	x		
	U43	x		
	BB40	x		
<b>FANNETT</b>				
	E42		x	In Houston for repairs and service.
	T42	X		
	B444	x		Needs 2 new tires. Tires ordered.
	M4	X		
	U41	X		
<b>CHEEK</b>				
	E43	x		
	T43	x		Portable tank not on apparatus. Broken latch
	B43	X		

**STATION 1: LABELLE**

- Backup generator transfer switch is still being looked for by Emergency Power.
- 

**STATION 2: FANNETT**

- 4/6/26 Engine 42 was brought to South Houston for service and repairs. There is a long list of repairs with an estimate of \$18,000. E42 should be ready to pick up on the last week of the month.
- B44: two rear dual tires have been ordered due to wear and a split belt.

**STATION 3: CHEEK**

- 

**EMS:**

- No transport since last Board Meeting.
- EMS training was held on 3/24/26
- 

*Jasha Copy*

### Fire:

- Fire training was held in China as a area wide training. Representative from TESLA conducted a class on their batteries and vehicles.

### FIRE RECOVERY:

- 5 Fire Recovery incidents uploaded for billing since last Board meeting.
- No Deposits

### ESD:

- Three members, including the Fire Chief, traveled to Conroe/Montgomery Co area to visit and evaluate 3 fire stations that SLI has built and are building.
- Received multiple proposals for Survey, Geo Survey and Materials testing companies.
- [Texas@OpenTheBooks.com](mailto:Texas@OpenTheBooks.com): FOIA request 3/17/26. Request was for employees' salaries. A response was sent 3/25/26 after consulting with the Attorney.
- Records @sunlightaccess.com, information request. 4/16/26. Requesting information on *Account Payable summary*. Response has not be sent as of 4/20/26.
- The Fire Chief spoke with news media concerning the FM365 overpass demolition and related safety and response challenges.
- Fire Chief spoke with a resident in Gilbert Lakes Estates area about using his Shop as a temporary site to keep a piece of fire apparatus on the west side of IH10. Mr. BeeBee did agree to the temporary use of his shop.
- A Temporary Lease Agreement for the Emergency use of Mr. Troy Clubbs drive is being drawn up by JCESD4 Attorney. If approved the agreement will give JCESD4 temporary **EMERGENCY** access from West Clubb Rd to FM365.

### FIRE TRAINING:

- Fire Training was held on 3/09/2026.

### EMS TRAINING:

- EMS training was held on, 3/24/26

### MEMBERSHIP:

- 27 Volunteer members.
- See Active-Duty Report attached.

### RUNS/CALL VOUME:

- **87** emergency responses by JCESD4 in the month of March 2026.
- 53 or 61% of the calls were Medical/EMS calls.

- 16 Volunteer members made calls in March 2026.
- **Zero** “no responses” for March 2026.

**Contract Firefighter:**

- 9 Contracted Firefighters are on the roster.
- 6 shifts not covered in March 2026. (one shift is 12hrs)
- Total pay for Contract Firefighters for February 2026 was **\$14,783.25**

**Salvage items:**

- None

**Status:**

- FM 365 overpass demolition has been postponed. The date has not been determined yet.
  
- **New Fire Engine:** Is scheduled to be picked up April 28<sup>th</sup>, 2026.  
A Road trip was made on April 10<sup>th</sup> to check on Engine build status.
  
- **New Station:**  
Surveys need to be completed. Topographical survey, Geotechnical Survey.  
SLI is working on drawings and estimate for contract.  
I have been in contact with SLI to discuss the retention ponds, the “angle” of the station in relation to FM365. There has been discussion about mechanical room not being in the attic space of the living area and the addition of a communication room. They are working on new “rendering/drawings
  
- Below is an estimated timeline for the Construction of New Station.

<b>Issue/Advertise RFQ in official advertising publications</b>	<b>January 22, 2026 &amp; January 29, 2025</b>
<b>JCESD No. 4 conducts a pre-submittal conference</b>	<b>February 3, 2026 at 3:00 PM</b>
<b>Deadline for written questions and clarifications on RFQ</b>	<b>February 12, 2026 at 12:00 PM</b>
<b>Deadline for submission of Statement of Qualifications</b>	<b>February 19, 2026 at 3:00 PM</b>
<b>Notify selected team and start negotiations</b>	<b>February 23, 2026</b>
<b>Complete negotiations</b>	<b>March 30, 2026</b>
<b>Board Approval</b>	<b>April 1, 2026 at 6:00 PM</b>
<b>Complete Contract execution</b>	<b>April 3, 2026</b>
<b>Substantial Completion</b>	<b>August 30, 2027</b>
<b>Final Completion and Contract Close Out</b>	<b>Within 30 days after Substantial Completion</b>

Filter statement

Filters **Alarm Date Range** 3/1/26 to 3/31/26

# Fire Resources - Personnel and Units

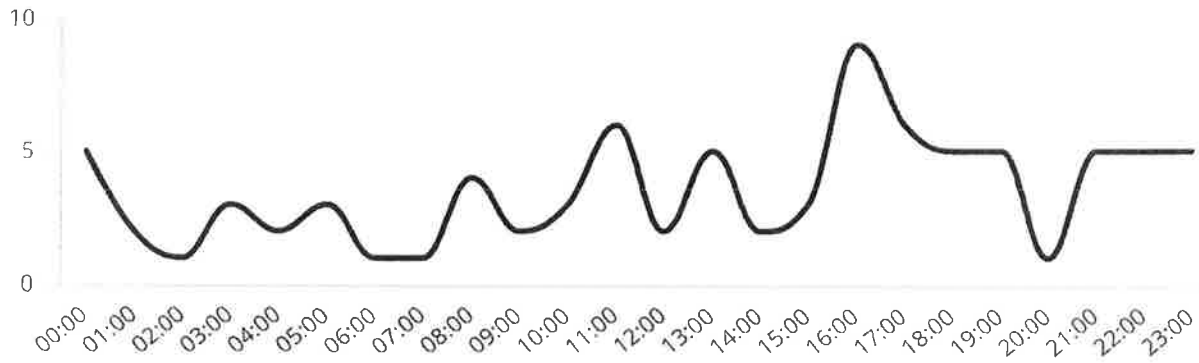
Total Incidents

Count of Incidents  
**86**

Average Time On Scene

Average Time On Scene  
**51m:57s**

Call Volume over Time



## Incident Count and Percentage by Personnel

Crew Name	Count of Incidents	Percentage of Incidents
N/A	76	87.36%
Lyday - 4110, Randy E	26	29.89%
PARIGI - 4502, CASEY	20	22.99%
Stacey - 401, David M	17	19.54%
Smith - 4207, Logan M	16	18.39%
PETERSON, SEAN - 4508	14	16.09%
Parise - 4416, Michael A	11	12.64%
Summers - 410, Daniel Mark	9	10.34%
McNEIL - 4505, AARON	8	9.20%
Winstead - 4131, Mark K	8	9.20%
DARR, TRET - 4507	8	9.20%
Draper - 422, Rowdy Y	7	8.05%
Rand - 4119, Nicholas S	5	5.75%
Tullis 4504, Jeremy	4	4.60%
EAVES 4503, CHARLES DANIEL	4	4.60%
Draper - 4322, Cristy	3	3.45%
King - 4129, Bruce	2	2.30%
Wheless - 4509, Jacob	2	2.30%
Sanders - 402, Casey	2	2.30%
Kester - 4125, Claudia J	2	2.30%
DAVIS - 4130, MORGAN	1	1.15%
Sampson - 430, Jared	1	1.15%
Vasquez - 4111, Angel	1	1.15%
Hansen - 4101, Jeremy	1	1.15%
Wade - 440, Scott	1	1.15%
Grand Total	87	100.00%

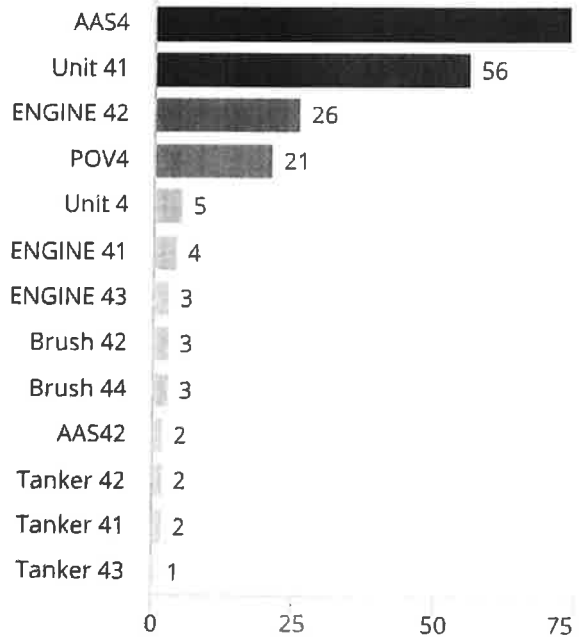
Filter statement

Filters **Alarm Date Range** 3/1/26 to 3/31/26

Breakdown of Calls by Unit

Unit Name	Percentage of Calls	Averag
AAS4	86.05%	
AAS42	2.33%	
Brush 42	3.49%	
Brush 44	3.49%	
ENGINE 41	4.65%	
ENGINE 42	30.23%	
ENGINE 43	3.49%	
POV4	24.42%	
Tanker 41	2.33%	
Tanker 42	2.33%	
Tanker 43	1.16%	
Unit 4	5.81%	
Unit 41	65.12%	
<b>Grand Total</b>	<b>100.00%</b>	

Count of Calls by Unit



Filter statement

Filters

**Incident onset** 3/1/26 to 3/31/26 | **Incident status** Locked, Draft, InReview

# Incident Types (NERIS)

Count of Incide...

Count of Medic...

Count of Fire In...

Count of Other I...

Mutual Aid Give...

Count of Incidents

**87**

Count of Exposures **0**

Count of EMS Calls

**53**

Percent of EMS C... **60.92%**

Count of Fire Calls

**6**

Percent of Fire Calls **6.90%**

Count of Other Calls

**28**

Percent of Other ... **32.18%**

Aid Given

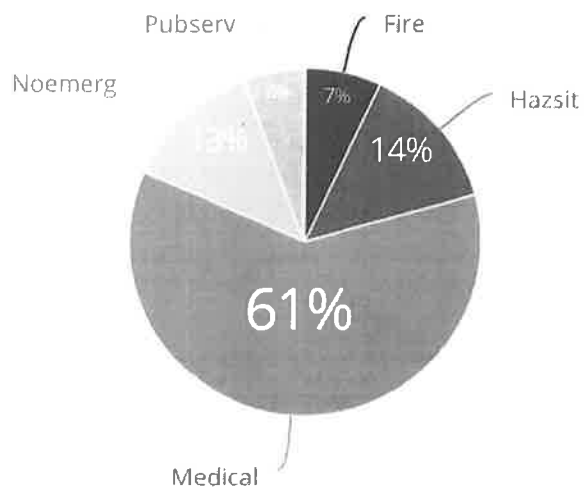
**9**

Aid Received **6**

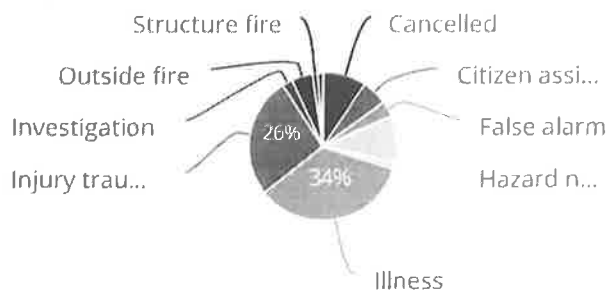
Filter statement

Filters **Incident onset** 3/1/26 to 3/31/26 | **Incident status** Locked, Draft, InReview

Primary Incident Type by Category



Primary Incident Types by Subcategory



Filter statement

Filters

Days in Core incident onset date/time 3/1/26 to 3/31/26

Incident status Locked, Draft, InReview

# Fire Resources (NERIS)

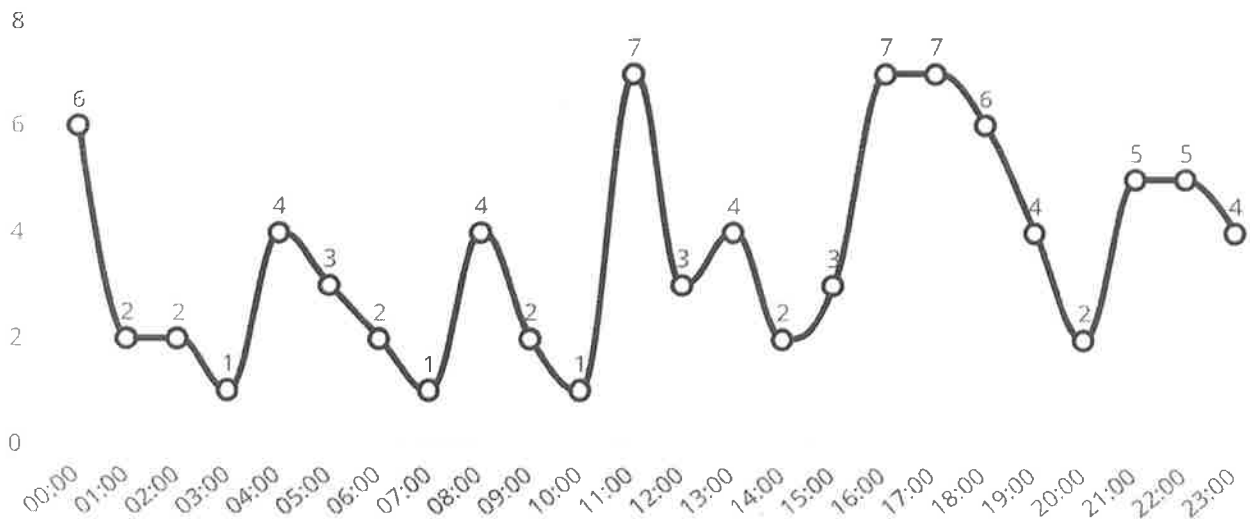
Tracks personnel and unit involvement by call volume during fire incidents

Count of Incidents

Count of Incidents

# 87

Call Volume By Hour of Day



## MARCH 2026 ACTIVE DUTY REPORTS

ID	JANUARY 2026		FEBRUARY 2026		MARCH 2026		APRIL 2026	
	RUNS	TRAINING	RUNS	TRAINING	RUNS	TRAINING	RUNS	TRAINING
4139	0	0	0	0	0	0		
4106	2	0	5	0	0	0		
422	8	0	8	0	7	1		
4322	8	0	9	0	3	2		
4108	1	0	2	0	0	0		
4101	3	0	2	0	1	0		
4401		0	0	0	0	0		
4134	0	0	0	0	0	0		
4328	0	0	0	0	1	0		
4115	1	0	0	0	0	0		
4125	1	0	0	0	2	0		
4223	0	0	0	0	0	0		
4129	13	1	6	1	2	0		
4110	24	2	38	2	26	3		
4416	5	1	10	1	11	2		
4119	1	0	0	0	0	0		
4124	2	0	0	0	0	0		
430	1	1	2	0	1	1		
402	4	1	2	1	2	1		
4207	0	0	1	0	0	1		
401	20	2	27	2	17	3		
4320	1	0	0	0	0	1		
4204/410	15	0	12	0	9	0		
4111	0	0	0	0	1	0		
440	3	0	3	1	1	1		
4121	2	1	2	1	0	3		
4206	0	0	0	0	0	0		
4131	9	0	2	2	8	0		
4502	1	0	18	0	1	0		
4130	1	0	0	1	1	0		
<b>NUMBER OF CALLS</b>	79		97		87			
<b>NUMBER OF MEMBERS MA</b>	21		16		16			

30

# Exhibit C

# JEFFERSON COUNTY ESD NO. 4 ACCOUNT BALANCES AS OF APRIL 20, 2026

## BANK ACCOUNT & TEXSTAR ACCOUNT DETAIL FOR THE MONTH OF MARCH 2026 AND APRIL 2026 YEAR-TO-DATE:

	3/31/2026	4/20/2026
	BALANCE	BALANCE
<b>TEXAS FIRST BANK</b>		
Checking Account #10229417	\$ 194,094.27	\$ 319,752.86
<b>TEXSTAR</b>		
Inludes March TexStar interest payment of \$13,052.81 or 3.6513 percent (Jan interest of \$10,901.95; Feb interest of \$11,057.53; Mar interest of \$13,052.81.) (TEXSTAR YTD INTEREST TOTAL = \$35,012.29)	\$ 4,222,489.98	\$ 4,222,489.98
<b>TOTAL FUNDS AS OF 04/20/2026</b>	<b>\$ 4,416,584.25</b>	<b>\$ 4,542,242.84</b>

Deposits in April 2026 at Texas First Bank Account As Of 4/20/2026	DEPOSITS
04/10/2026 CPA State Fiscal/Inv-Payments (Sales Tax	\$ 6,675.03
04/10/2026 CPA State Fiscal/Inv-Payments (Sales Tax)	\$ 99,827.50
04/17/2026 Jefferson County Tax Collections	\$ 23,652.24
<b>TOTAL APRIL 2026 DEPOSITS AS OF 04/20/2026:</b>	<b>\$ 130,154.77</b>

Withdrawals in April 2026 at Texas First Bank Account As Of 4/20/2026	PAYMENTS/TRANSFERS
04/09/2026 Sabine Neches Chiefs Association	\$ 300.00
04/10/2026 Entergy Payment	\$ 78.90
04/10/2026 Enterprise Guard	\$ 100.00
04/13/2026 Entergy Payment	\$ 330.12
04/13/2026 Entergy Payment	\$ 415.14
04/14/2026 IRS/USA Tax Payment	\$ 1,351.98
04/15/2026 West Jefferson Water	\$ 32.12
04/15/2026 West Jefferson Water	\$ 32.63
04/15/2026 West Jefferson Water	\$ 33.62
04/15/2026 Check # 5707 - Charles Eaves	\$ 563.50
04/16/2026 Republic Services	\$ 89.80
04/16/2026 Republic Services	\$ 110.37
04/16/2026 Check # 5714 - Jacob Wheless	\$ 1,058.00
<b>TOTAL APRIL 2026 PAYMENTS AS OF 04/20/2026:</b>	<b>\$ 4,496.18</b>

# Exhibit D

**Jefferson County Emergency Services District No. 4**  
**Statement of Activities (Modified Cash Basis)**  
**All Locations**

	1 Month Ended 3/31/2026 Actual	6 Months Ended 3/31/2026 Actual	Annual Budget	Over (Under) Budget	% of Budget Used to Date
<b>Revenue</b>					
Ad Valorem Taxes	\$ 111,195	\$ 782,515	\$ 836,449	\$ (53,934)	93.55%
Sales and Use Tax Revenue	84,779	612,524	1,000,000	(387,476)	61.25%
Grants	-	3,822	20,000	(16,178)	19.11%
EMS Billing	-	-	5,000	(5,000)	0.00%
Fire Recovery	-	13,180	5,000	8,180	263.60%
Interest Income	13,253	69,812	120,000	(50,188)	58.18%
Other Income	-	196	20,000	(19,804)	0.98%
Sale of Equipment	-	-	5,000	(5,000)	0.00%
Donation of Property	-	-	20,000	(20,000)	0.00%
<b>Total Revenue</b>	<u>209,227</u>	<u>1,482,049</u>	<u>2,031,449</u>	<u>(549,400)</u>	<u>72.96%</u>
<b>Operating Expenses</b>					
Advertising	-	1,769	3,500	(1,731)	50.54%
Bank Fees	5	20	150	(130)	13.33%
Accounting	690	4,694	19,500	(14,806)	24.07%
Cleaning & Building Maintenance/Repairs	1,331	6,440	15,000	(8,560)	42.93%
Lawn Service	231	2,373	6,500	(4,127)	36.51%
Office Supplies & Postage	47	1,284	2,500	(1,216)	51.36%
Dues & Fees	-	1,942	1,500	442	129.47%
Tax & Appraisal Fees	2,562	11,793	22,500	(10,707)	52.41%
Sales and Use Tax Fees	1,696	12,250	20,000	(7,750)	61.25%
Interest Expense	2,682	2,682	2,690	(8)	99.70%
Insurance - VFIS District	-	1,250	500	750	250.00%
Legal/Professional	2,650	11,732	25,000	(13,268)	46.93%
Sales Tax Oversight/Reporting	-	-	5,000	(5,000)	0.00%
Lodging/Meals/Travel & Regist ESD	-	-	7,500	(7,500)	0.00%
District Manager	1,625	9,625	19,500	(9,875)	49.36%
Administrative Assistant	1,440	7,461	18,814	(11,353)	39.66%
Payroll Tax Expense	129	695	3,000	(2,305)	23.17%
Small Equipment Purchases (less than \$5,000)	-	129	12,000	(11,871)	1.08%
Website Development and Maintenance	-	-	5,000	(5,000)	0.00%
Utilities	979	5,324	12,000	(6,676)	44.37%
Internet	989	4,182	7,200	(3,018)	58.08%
Telephone/Cell Phone	30	180	1,000	(820)	18.00%
Water & Garbage	284	1,956	4,000	(2,044)	48.90%
Note Payable - 3000 Gal Tanker (New -2022-23)	45,742	45,742	45,745	(3)	99.99%
<b>Total Operating Expenses</b>	<u>63,112</u>	<u>133,523</u>	<u>260,099</u>	<u>(126,576)</u>	<u>51.34%</u>

**Jefferson County Emergency Services District No. 4**  
**Statement of Activities (Modified Cash Basis)**  
**All Locations**

	1 Month Ended 3/31/2026 Actual	6 Months Ended 3/31/2026 Actual	Annual Budget	Over (Under) Budget	% of Budget Used to Date
<b>Emergency Medical Services</b>					
EMS - Medics - Contract Labor	-	-	20,000	(20,000)	0.00%
EMS - Medical Coordinator	400	2,400	4,800	(2,400)	50.00%
Billing - Admin. Fees	34	120	600	(480)	20.00%
Billing - Collection Fees	-	-	1,100	(1,100)	0.00%
Data/Connectivity (Phone)	97	349	650	(301)	53.69%
EMS-Medical Director	500	3,000	6,000	(3,000)	50.00%
Equipment (New/Repair/Testing)	-	-	9,000	(9,000)	0.00%
Medical Supplies	-	5,014	15,000	(9,986)	33.43%
Tuition/Reg/Certification/Dues	-	-	7,500	(7,500)	0.00%
Vehicle Repair & Maintenance	-	466	6,000	(5,534)	7.77%
Fuel	-	45	500	(455)	9.00%
<b>Total Emergency Medical Services</b>	<u>1,031</u>	<u>11,394</u>	<u>71,150</u>	<u>(59,756)</u>	<u>16.01%</u>
<b>Fire Services</b>					
Fire Chief - Telephone Allowance	50	300	600	(300)	50.00%
Certification Dues	-	-	500	(500)	0.00%
Fire Chief	3,850	22,750	46,200	(23,450)	49.24%
Small Equipment Purchases	-	179	8,000	(7,821)	2.24%
Fire Field Meals	75	675	1,000	(325)	67.50%
Dispatch Services/I Am Responding	-	21,548	25,000	(3,452)	86.19%
Vehicle Repair & Maintenance	7,005	20,229	65,000	(44,771)	31.12%
Travel/Lodging/Meals/Trans Expenses	-	-	2,000	(2,000)	0.00%
Personal Protection Equipment	-	5,370	25,000	(19,630)	21.48%
Air-Pack SCBA Inspection & Repair	576	792	3,000	(2,208)	26.40%
Equipment, Boots, Gloves-Insp/Repairs	932	4,685	9,000	(4,315)	52.06%
Fire Uniforms	-	317	5,000	(4,683)	6.34%
Supplies - Hoses/Nozzles/Tarps	70	70	10,000	(9,930)	0.70%
Training & Materials/Tuition/Registration	-	186	5,000	(4,814)	3.72%
Fuel	1,297	5,957	12,000	(6,043)	49.64%
Insurance - Prop. & Liab.	-	59,901	57,000	2,901	105.09%
Insurance - Worker's Compensation	-	-	25,000	(25,000)	0.00%
Maint., Repairs & Fees - Comm/Radios	-	10,639	16,000	(5,361)	66.49%
Personal Protective Equipment - Inspection	-	385	4,500	(4,115)	8.56%
Payroll Tax Expense	419	2,519	3,500	(981)	71.97%
Supplies - Fire	65	1,005	5,000	(3,995)	20.10%
Software - Emer Reporting	-	5,166	10,000	(4,834)	51.66%
Billing - Collection Fees	-	1,354	1,500	(146)	90.27%
Assitant Fire Chief	867	5,200	10,400	(5,200)	50.00%
Pay Per Call	-	6,400	20,000	(13,600)	32.00%
Fire Fighter Contranct Pay	14,783	93,762	200,000	(106,238)	46.88%
Temporary Site Expenditures	-	-	100,000	(100,000)	0.00%
<b>Total Fire Services</b>	<u>29,989</u>	<u>269,389</u>	<u>670,200</u>	<u>(400,811)</u>	<u>40.20%</u>
<b>Capital Expenditures</b>					
Equipment	-	26,006	18,000	8,006	144.48%
Emergency Response Vehicles	-	-	90,000	(90,000)	0.00%
Capital Fund New Fire Station	16,500	16,500	900,000	(883,500)	1.83%
<b>Total Capital Expenditures</b>	<u>16,500</u>	<u>42,506</u>	<u>1,008,000</u>	<u>(965,494)</u>	<u>4.22%</u>
<b>Contingency</b>					
Contingency	-	-	22,000	(22,000)	0.00%
<b>Total Contingency</b>	<u>0</u>	<u>0</u>	<u>22,000</u>	<u>(22,000)</u>	<u>0.00%</u>
<b>Total Expenses</b>	<u>110,632</u>	<u>456,812</u>	<u>2,031,449</u>	<u>(1,574,637)</u>	<u>22.49%</u>
<b>Net Change in Fund Balance</b>	<u>\$ 98,595</u>	<u>\$ 1,025,237</u>	<u>\$ 0</u>		

*These financial statements have not been audited or reviewed and no CPA expresses an opinion or a conclusion nor provides any assurance on them.*

# Exhibit E

## JCESD4 - Jefferson County Emergency Services District No. 4

### Check List

All Bank Accounts

April 20, 2026

Check Number	Check Date	Payee	Amount
<b>Payroll Checks</b>			
5671	04/20/26	Draper, Cristine A	1,279.98
5672	04/20/26	Stacey, David M	4,762.16
<b>Payroll Check Total</b>			6,042.14
<b>Vendor Checks</b>			
5717	04/20/26	DR. CHRISTOPHER ALAN BELL	500.00
5718	04/20/26	Bill Clark Pest Control, Inc	255.00
5719	04/20/26	Delta Industrial Service and Supply	390.00
5720	04/20/26	CRISTY DRAPER	9.70
5721	04/20/26	Green Acres Grocery, Inc.	460.52
5722	04/20/26	HdL Companies	20.00
5723	04/20/26	J & M Neal Inc., dba Health Claims Plus	46.74
5724	04/20/26	Joshua C. Heinz	400.00
5725	04/20/26	LAMONT BRANDS INC.	987.82
5726	04/20/26	Love's Travel Stops & Country Stores	570.43
5727	04/20/26	M & D Supply, Inc.	59.48
5728	04/20/26	Mary Ellen Robertson, CPA, PLLC	690.00
5729	04/20/26	Casey Sanders	866.67
5730	04/20/26	DAVID M STACEY	389.30
5731	04/20/26	Joyce M. Stacey	70.00
5732	04/20/26	Stryker Sales, LLC	137.28
5733	04/20/26	Town and Country	110.93
5734	04/20/26	Unlimited Lawn Care	462.00
5735	04/20/26	DONALD SCOTT WADE	400.00
5736	04/20/26	FITZ & SHIPMAN, INC.	16,500.00
5737	04/20/26	TRET ALLEN DARR	1,345.50
5738	04/20/26	Charles Daniel Eaves	1,104.00
5739	04/20/26	AARON MCNEIL	1,604.25
5740	04/20/26	CASEY PARIGI	3,427.00
5741	04/20/26	SEAN PETERSON	1,966.50
5742	04/20/26	NICHOLAS RAND	1,104.00
5743	04/20/26	LOGAN SMITH	2,208.00
5744	04/20/26	Jeremy Tullis	1,782.50
5745	04/20/26	Jacob Wheless	816.50
5746	04/20/26	Cristine Angelita Draper	190.00
5747	04/20/26	ROWDY YATES DRAPER	350.00
5748	04/20/26	Claudia Kester	45.00
5749	04/20/26	Kevin Kester	15.00
5750	04/20/26	Bruce King	370.00
5751	04/20/26	Randy Lyday	1,450.00
5752	04/20/26	CASEY PARIGI	120.00
5753	04/20/26	MICHAEL ANTHONY PARISE	475.00
5754	04/20/26	LOGAN SMITH	50.00
5755	04/20/26	DANIEL SUMMERS	605.00
5756	04/20/26	DONALD SCOTT WADE	105.00
5757	04/20/26	MARK WINSTEAD	350.00
5758	04/20/26	Hubert Oxford, IV	400.00
5759	04/20/26	Benckenstein & Oxford, L.L.P.	875.00
<b>Vendor Check Total</b>			44,084.12
<b>Check List Total</b>			50,126.26

Check count = 45

**JCESD4 - Jefferson County Emergency Services District No. 4****Bank Account Register**Texas First Bank - Checking  
March 17, 2026 - April 20, 2026

Date	Reference	Payee ID	Description	Checks/ Payments	Deposits/ Additions	Balance
			Beginning Balance			192,264.36
03/19/26		REPUBLIC992	REPUBLIC SERVICES #862	82.52		192,181.84
03/19/26		REPUBLIC958	REPUBLIC SERVICES #862	101.39		192,080.45
03/23/26		TMOBILE	T-MOBILE	65.89		192,014.56
03/24/26		VISA 7643	VISA	70.27		191,944.29
03/24/26		VISA6511	VISA	259.17		191,685.12
03/25/26		SPEC	SPECTRUM BUSINESS	131.76		191,553.36
03/31/26		TexasFirst	Texas First Bank	5.40		191,547.96
03/31/26		VERIZON7725	Verizon Wireless	10.05		191,537.91
03/31/26		VERIZON5571	Verizon Wireless	379.90		191,158.01
03/31/26			INTEREST PAID FOR MARCH 2026		199.98	191,357.99
04/10/26			JCESD4-A SALES TAX DEPOSIT FOR APRIL 2026		6,675.03	198,033.02
04/10/26			JCESD4 SALES TAX DEPOSIT APRIL 2026		99,827.50	297,860.52
04/10/26		ENTERGY892	Entergy	78.90		297,781.62
04/10/26		ENGUARD	ENTERPRISE GUARDIAN INC. ENGUARD	100.00		297,681.62
04/13/26		ENTERGY878	ENTERGY	330.12		297,351.50
04/13/26		ENTERGY498	Entergy	415.14		296,936.36
04/14/26		EFTPS	EFTPS on-line payroll tax payment	1,351.98		295,584.38
04/15/26		WJEFCTYMWD1	W. Jefferson Co. M.W.D	32.63		295,551.75
04/15/26		WJEFCTYMWD2	W. Jefferson CO. M.W.D.	33.62		295,518.13
04/15/26		WJEFCTYMWD3	W. JEFFERSON CO. M.W.D.	32.12		295,486.01
04/16/26		REPUBLIC992	REPUBLIC SERVICES #862	89.80		295,396.21
04/16/26		REPUBLIC958	REPUBLIC SERVICES #862	110.37		295,285.84
04/17/26			JEFFERSON COUNTY PROPERTY TAX DEPOSIT FOR MARCH 2026		23,652.24	318,938.08
04/20/26	5671		Draper, Cristine A	1,279.98		317,658.10
04/20/26	5672		Stacey, David M Jr	4,762.16		312,895.94
04/20/26	5717	DRBELL	DR. CHRISTOPHER ALAN BELL	500.00		312,395.94
04/20/26	5718	BillClark	Bill Clark Pest Control, Inc	255.00		312,140.94
04/20/26	5719	DELTA	Delta Industrial Service and Supply	390.00		311,750.94
04/20/26	5720	CRIDRAPREIM	CRISTY DRAPER	9.70		311,741.24
04/20/26	5721	GREENACRES	Green Acres Grocery, Inc.	460.52		311,280.72
04/20/26	5722	HDL	HdL Companies	20.00		311,260.72
04/20/26	5723	HCPlus	J & M Neal Inc., dba Health Claims Plus	46.74		311,213.98
04/20/26	5724	HEINZ	Joshua C. Heinz	400.00		310,813.98
04/20/26	5725	LAMONT	LAMONT BRANDS INC.	987.82		309,826.16
04/20/26	5726	LOVES	Love's Travel Stops & Country Stores	570.43		309,255.73
04/20/26	5727	M&DSUPPLY	M & D Supply, Inc.	59.48		309,196.25
04/20/26	5728	MER	Mary Ellen Robertson, CPA, PLLC	690.00		308,506.25
04/20/26	5729	SANDERS	Casey Sanders	866.67		307,639.58
04/20/26	5730	DSTACEYREIM	DAVID M STACEY	389.30		307,250.28
04/20/26	5731	JOYCES	Joyce M. Stacey	70.00		307,180.28
04/20/26	5732	STRYKER	Stryker Sales, LLC	137.28		307,043.00
04/20/26	5733	TOWNANDCOUN	Town and Country	110.93		306,932.07
04/20/26	5734	UNLIMITED	Unlimited Lawn Care	462.00		306,470.07
04/20/26	5735	SWADE	DONALD SCOTT WADE	400.00		306,070.07
04/20/26	5736	FITZ	FITZ & SHIPMAN, INC.	16,500.00		289,570.07
04/20/26	5737	TRETD	TRET ALLEN DARR	1,345.50		288,224.57
04/20/26	5738	CHARE	Charles Daniel Eaves	1,104.00		287,120.57
04/20/26	5739	AARONMC	AARON MCNEIL	1,604.25		285,516.32
04/20/26	5740	CPARIGI	CASEY PARIGI	3,427.00		282,089.32
04/20/26	5741	SEANPET	SEAN PETERSON	1,966.50		280,122.82
04/20/26	5742	NICRAND	NICHOLAS RAND	1,104.00		279,018.82
04/20/26	5743	LOSMITH	LOGAN SMITH	2,208.00		276,810.82
04/20/26	5744	JEREMYT	Jeremy Tullis	1,782.50		275,028.32
04/20/26	5745	JACWHE	Jacob Wheless	816.50		274,211.82
04/20/26	5746	DRAPER	Cristine Angelita Draper	190.00		274,021.82

**JCESD4 - Jefferson County Emergency Services District No. 4**

**Bank Account Register**

Texas First Bank - Checking  
March 17, 2026 - April 20, 2026

<b>Date</b>	<b>Reference</b>	<b>Payee ID</b>	<b>Description</b>	<b>Checks/ Payments</b>	<b>Deposits/ Additions</b>	<b>Balance</b>
04/20/26	5747	RODRAPER	ROWDY YATES DRAPER	350.00		273,671.82
04/20/26	5748	CKESTER1099	Claudia Kester	45.00		273,626.82
04/20/26	5749	KESTER	Kevin Kester	15.00		273,611.82
04/20/26	5750	BRUCE	Bruce King	370.00		273,241.82
04/20/26	5751	LYDAY	Randy Lyday	1,450.00		271,791.82
04/20/26	5752	CPARIGI	CASEY PARIGI	120.00		271,671.82
04/20/26	5753	MPARISE	MICHAEL ANTHONY PARISE	475.00		271,196.82
04/20/26	5754	LOSMITH	LOGAN SMITH	50.00		271,146.82
04/20/26	5755	DANSUM	DANIEL SUMMERS	605.00		270,541.82
04/20/26	5756	SWADE	DONALD SCOTT WADE	105.00		270,436.82
04/20/26	5757	MWINSTEAD	MARK WINSTEAD	350.00		270,086.82
04/20/26	5758	OXFORD	Hubert Oxford, IV	400.00		269,686.82
04/20/26	5759	BENCK	Benckenstein & Oxford, L.L.P.	875.00		268,811.82
			<b>Totals</b>	<u>53,807.29</u>	<u>130,354.75</u>	<u>268,811.82</u>

Transaction count = 68

**JCESD4 - Jefferson County Emergency Services District No. 4**

**Bank Account Register**

TexSTAR Checking

March 17, 2026 - April 20, 2026

<b>Date</b>	<b>Reference</b>	<b>Payee ID</b>	<b>Description</b>	<b>Checks/ Payments</b>	<b>Deposits/ Additions</b>	<b>Balance</b>
			Beginning Balance			4,209,437.17
03/31/26			INTEREST PAID FOR MARCH 2026		13,052.81	4,222,489.98
			<b>Totals</b>	<u>0.00</u>	<u>13,052.81</u>	<u>4,222,489.98</u>

Transaction count = 1