

MINUTES OF THE REGULAR MEETING OF
THE BOARD OF COMMISSIONERS OF
JEFFERSON COUNTY EMERGENCY SERVICES DISTRICT NO. 4

A regular meeting of the Board of Commissioners of the Jefferson County Emergency Services District No. 4 (“District”) was called for at 5:30 p.m. on April 21, 2025, at the Labelle fire station, located at 12880 FM 365, Beaumont, Texas 77705, pursuant to notice duly posted according to law.

At approximately 5:30 p.m., the regular meeting was called to order. The roll was called of the duly constituted officers and members of the Board, to wit:

Jeff Roebuck	President
Charlie Reneau	Vice President
Davilyn Walston	Secretary
Sandra Melton	Treasurer
Robert Bordes	Assistant Treasurer

All of said Board members were present, with the exception of Assistant Treasurer Bordes, thus constituting a quorum. Also present were: David Stacey, District Fire Chief; Cristy Draper, District Administrative Assistant; Mary Ellen Robertson, accountant for the District; and, the individuals listed on the attendance log attached hereto as **Exhibit A**.

Upon establishing that a quorum was present, President Roebuck asked for public comment as set forth in Agenda Item No. 3, and being as there was none, the Board moved ahead to Agenda Item No. 4, at which time Chief Stacey reviewed monthly written Chief’s Report, a copy of which is attached hereto as **Exhibit B**.

President Roebuck then directed the Board’s attention to Agenda Item No. 5 for review of the Minutes of the March 17, 2025 regular meeting. Upon motion by Vice

President Reneau and seconded by Secretary Walston, the proposed minutes were unanimously approved by the Board members present.

Next, the Board was directed to Agenda Item No. 6 for the Treasurer's Report. Treasurer Melton reported the following balances in the District's accounts, as reflected in her written Treasurer's Report attached hereto as **Exhibit C**: Texas First Bank checking (9417) - \$157,612.37 as of March 31, 2025, and \$249,832.07 as of April 21, 2025; and, TexSTAR general fund (1110) - \$2,817,617.15 as of March 31, 2025 and April 21, 2025. The District's total funds on deposit as of April 21, 2025 was \$3,067,449.22. Ms. Robertson then reviewed with the Board the District's monthly financial Statements of Activities, copies of which are attached hereto as **Exhibit D**.


Then, under Agenda Item No. 7, Chief Stacey advised of the need for and requested approval for the purchase of a new 20' section of 1.75" fire hose (\$267.00/ft). Upon motion by Treasurer Melton and seconded by Vice President Reneau, the Board members present unanimously approved and authorized purchase of the new fire hose at a total cost not to exceed \$6,000.00.

The Board then moved along to Agenda Item No. 8 for approval and payment of the District's bills. Chief Stacey and Treasurer Melton reviewed with the Board the District's various monthly expenditures, as shown on the Check Lists and Account Registers attached hereto as **Exhibit E**. Upon motion by Treasurer Melton and seconded by Vice President Reneau, the Board members present unanimously approved payment of the District's bills and expenditures (Check Nos. 5484-5485, 5181-5212, and 5246-5283, plus the Spectrum Business, Visa, Entergy, Verizon Wireless, T-Mobile, Republic

Services, Enterprise Guardian, West Jefferson Co. MWD, and other auto-debit payments).


Thereafter, the Board was then directed to Agenda Item No. 9, at which time Chief Stacey discussed with the Board the status and particulars of the designs for the proposed new Fannett fire station.

Being as there were no other matters to come before the Board under Agenda Item No. 10, the regular meeting was adjourned at approximately 6:01 p.m.



Jeff Roebuck, President
Date: 5/19/2025

ATTEST:



Davilyn Walston, Secretary
Date: 5/19/2025

Exhibit A



JEFFERSON COUNTY ESD No. 4

Regular Board Meeting

APRIL 21, 2025

SIGN-IN SHEET

1. Randy Lydy 4110

2. J. Stacey

3. Aaron McNeil 4505

4.

5.

6.

7.

8.

9.

10.

Exhibit B

FIRE CHIEF'S REPORT

Board Meeting on April 21, 2025

APPARATUS STATUS AS OF April 21, 2025

		INSERVICE	OUT OF SERVICE	
LABELLE				
	E41	x		
	T41	x		
	B41	x		
	U4	X		Serviced
	F550	X	X	At dealer for diagnostics X 2. BACK IN SERVICE 3/27/25
	U43	x		Moves to Cheek station
	BB40	x		16' LOWBOY PICKED UP
FANNETT				
	E42	x		
	T42	X		
	B42R	x		
	M4	X		
	U41	X		
CHEEK				
	E43		x	Brought in for annual service and pump test and repairs
	T43	x		
	B43	X		Repairs made to skid unit electrical

STATION 1: LABELLE

- U43 black LMTV moved to Cheek Station
- AC unit was repaired 4/14/25. Blower motor under warranty was replaced.
- New Brush 42 has been to Philpott multiple times for leaking/brakes.

STATION 2: FANNETT

- Cargo Trailer was moved under carport. It is on Purple Wave Auction site to be sold on the April 29th 2025. (currently bid at \$3,500.00)

STATION 3: CHEEK

- E43 had annual service \$4,001.49
 - Repairs to E43, Water pump \$2,682.68
 - Belts and pulleys replaced, \$2,037.90

EMS:

- No transport since last Board Meeting.
- Variance has been approved by the State and is in effect till September 2025.

Fire:

- Training on New Brush Truck being conducted.
- JCESD4 will be participating in the

FIRE RECOVERY:

- No deposits
- 2 Fire Recovery incidents uploaded for collection since March 17, 2025.
- Waiting on a check to be reissued for a Fire Recovery

ESD:

- 3/18/25: picked up replacement trailer for Brush Buggy. \$1,400.00 plus trade
- 04/09/25: Donation of \$100.00 from Court St. Louis Maria, Catholic Daughters of America. No 2139
- Salvaged John Deere Gator sold for \$2,000.00. It was picked up 3/25/25
- Salvaged SCBA packs and cascade sold for \$2,700.00
- 3/31/25, received and deposited check from Texas Forestry Service for partial reimbursement of worker comp insurance premiums, \$7,260.00
- Texas Forest Service Apparatus and Equipment Grant completed and amount approved for \$24,890.75. 90% match is \$22,401.66. Waiting for verification of purchase visit.
- Texas Forest Service came by 4/21/25 to verify purchase.
- Fire Chief met with Jefferson County ESD Fire Chiefs to discuss Hurricane preparedness.
- Fire Chief met with Exxon Mobil Pipeline Vice President and JCESD4 Chief at Black Bear Dinner. 03/27/25.
- Purchased a drop hitch for F550 B42.

FIRE TRAINING:

- Fire training was held on 04/07/25

EMS TRAINING:

- EMS training held on 03/24/25.

MEMBERSHIP:

- 34 Volunteer members.
- See Active Duty Report attached.

RUNS/CALL VOUME:

- 72 emergency responses by JCESD4 in the month of March 2025.
- 46 or 63% of the calls were Medical/EMS calls.
- 16 Volunteer members made calls in March 2024.
- 0 no response in March 2025.

Paid Firefighter :

- 8 Paid Firefighters.
- Paid Firefighters made 64 runs in March 2025.
- 1 shift not covered (a shift is 12hour shift)

SALVAGE:

- 1.75" X 50' Hose. Damaged from fire. #175-052 (blue)

Filter statement

Filters **Alarm Date Range** 3/1/25 to 3/31/25

Fire Resources - Personnel and Units

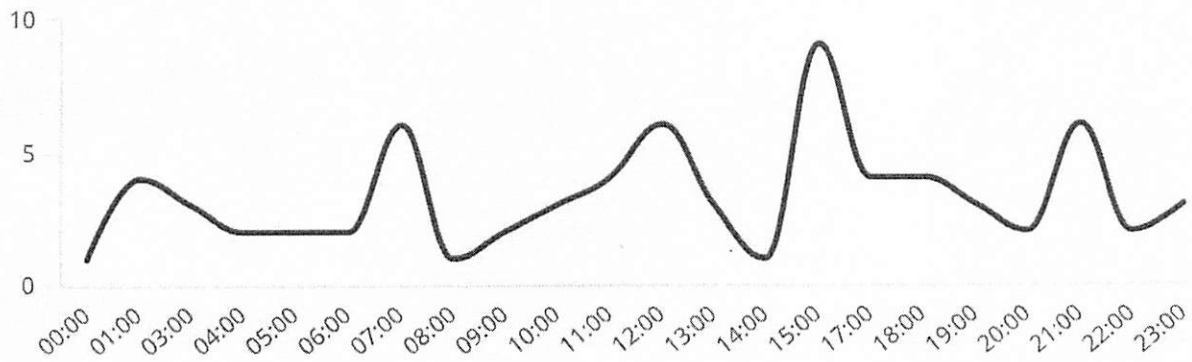
Total Incidents

Count of Incidents
73

Average Time On Scene

Average Time On Scene
73m:42s

Call Volume over Time



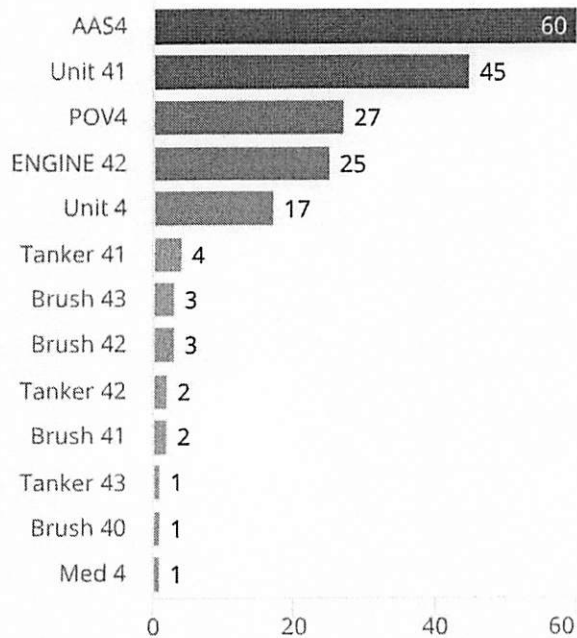
Filter statement

Filters **Alarm Date Range** 3/1/25 to 3/31/25

Breakdown of Calls by Unit

Unit Name	Percentage of Calls	Averag
AAS4	82.2%	
Brush 40	1.4%	
Brush 41	2.7%	
Brush 42	4.1%	
Brush 43	4.1%	
ENGINE 42	34.2%	
Med 4	1.4%	
POV4	37.0%	
Tanker 41	5.5%	
Tanker 42	2.7%	
Tanker 43	1.4%	
Unit 4	23.3%	
Unit 41	61.6%	
Grand Total	100.0%	

Count of Calls by Unit



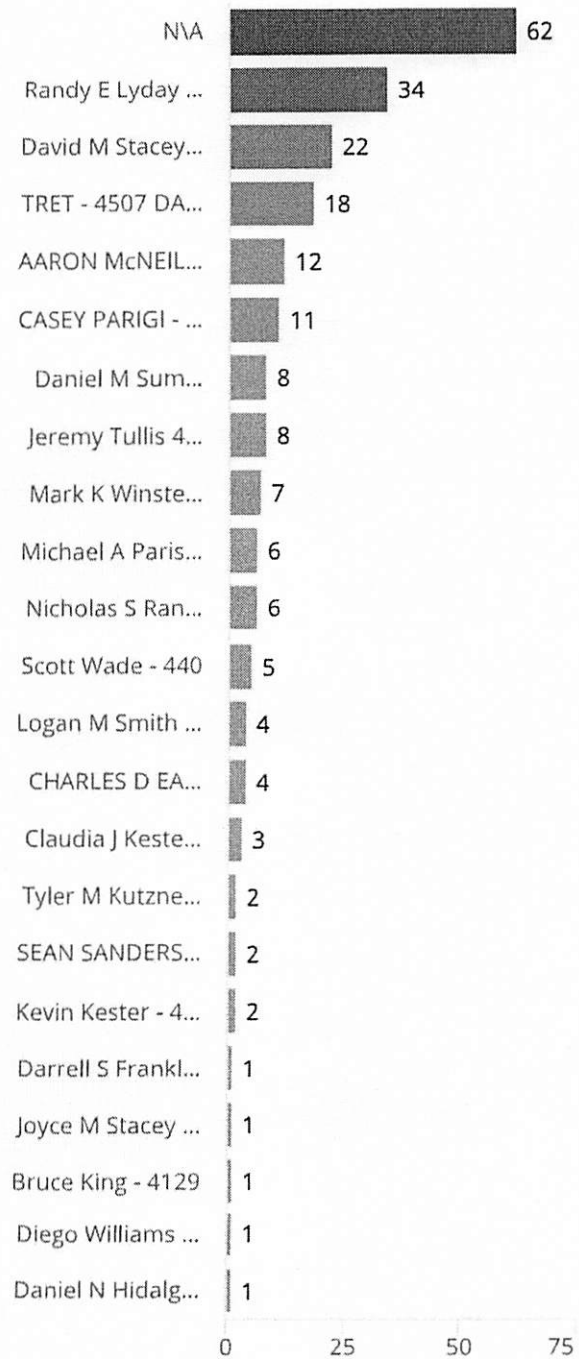
Filter statement

Filters **Alarm Date Range** 3/1/25 to 3/31/25

Percentage of Calls by Personnel

Unit Personnel Name	Percentage of Ca	
	03/2025	Grand T
AARON McNEIL - 4505	16.4%	
Bruce King - 4129	1.4%	
CASEY PARIGI - 4502	15.1%	
CHARLES D EAVES 4503	5.5%	
Claudia J Kester - 4125	4.1%	
Daniel M Summers - 4204	11.0%	
Daniel N Hidalgo 4134	1.4%	
Darrell S Franklin - 4108	1.4%	
David M Stacey - 401	30.1%	
Diego Williams - 4206	1.4%	
Jeremy Tullis 4504	11.0%	
Joyce M Stacey - 4320	1.4%	
Kevin Kester - 4115	2.7%	
Logan M Smith - 4207	5.5%	
Mark K Winstead - 4131	9.6%	
Michael A Parise - 4416	8.2%	
Nicholas S Rand - 4119	8.2%	
Randy E Lyday - 4110	46.6%	
SEAN SANDERS 4506	2.7%	
Scott Wade - 440	6.8%	
TRET - 4507 DARR	24.7%	
Tyler M Kutzner - 4418	2.7%	
NVA	84.9%	
Grand Total	100.0%	

Breakdown of Calls by Personnel



Filter statement

Filters Alarm Date Range 3/1/25 to 3/31/25

Fire Incident Types

Count of Total Incide...

Fire Calls

EMS Calls

Other Calls

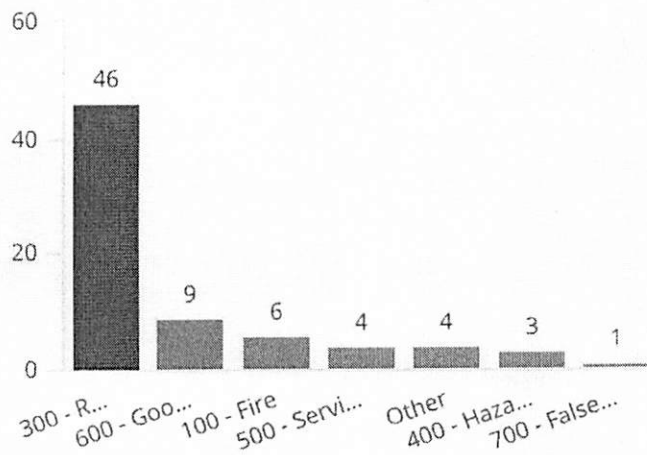
Count of Incidents
73

Count of Fire Calls
6
Percent of Fire Calls **8.2%**

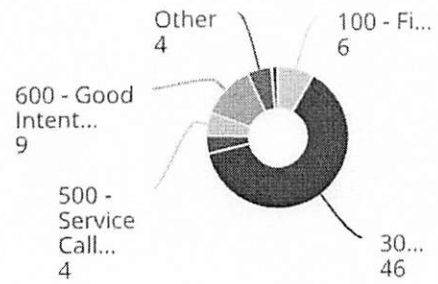
Count of EMS Calls
46
Percent of EMS Calls **63.0%**

Count of Other Calls
21
Percent of Other Calls **28.8%**

Count of Incidents by Incident Type Group and Year



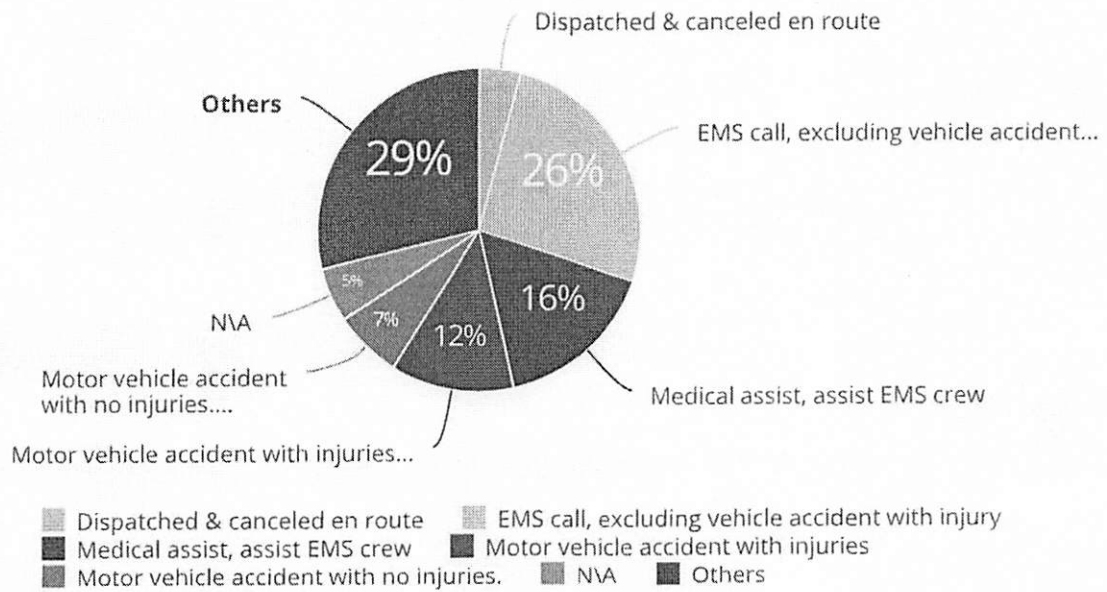
Percentage of Incident Type Group



Filter statement

Filters Alarm Date Range 3/1/25 to 3/31/25

Count of Incidents by Type copy



**ACTIVE MEMBER REPORT
SEPTEMBER 2024**

ID	Mar-25	
	RUNS MADE	TRAINING
4144	0	0
4139	0	0
4106	0	0
422	0	1
4322	0	1
4108	1	0
4101	0	0
4401	0	0
4134	1	0
4328	0	0
4115	2	1
4125	3	1
4223	0	0
4129	1	2
411	0	0
4418	2	0
4113	0	0
4110	34	2
4416	6	1
4119	0/6	0
4124	0	0
430	0	0
402	0	1
4207	1/3	0
401	22	1
4320	1	1
4204	8	0
4237	0	0
4437	0	0
4111	0	1
440	5	1
4121	0	1
4206	1	1
4131	7	0
NUMBER OF CALLS		72
NUMBER OF MEMBERS MADE CALLS		13

Exhibit C

BANK ACCOUNT BALANCES AS OF APRIL 21, 2025

BANK ACCOUNT DETAIL FOR THE MONTH OF MARCH 2025 AND APRIL 2025 YEAR-TO-DATE:

	3/31/2025	4/21/2025
	BALANCE	BALANCE
TEXAS FIRST BANK		
Checking Account #10229417	\$ 157,612.37	\$ 249,832.07
TEXSTAR		
	\$ 2,817,617.15	\$ 2,817,617.15
TOTAL FUNDS AS OF 04/19/2025	\$ 2,975,229.52	\$ 3,067,449.22

Deposits in April 2025 at Texas First Bank Account As Of 4/21/2025	DEPOSITS
04/01/2025 Deposit	\$ 7,260.00
04/09/2025 Deposit	\$ 100.00
04/11/2025 CPA State Fiscal/Inv-Payments (Sales Tax)	\$ 4,141.00
04/11/2025 Jefferson County Tax Collection	\$ 15,138.90
04/11/2025 CPA State Fiscal/Inv-Payments (Sales Tax)	\$ 68,695.87
TOTAL APRIL 2025 DEPOSITS AS OF 04/21/2025:	\$ 95,335.77

Withdrawals in April 2025 at Texas First Bank Account As Of 4/21/2025	PAYMENTS/TRANSFERS
04/04/2025 Ck# 5243 to Logan Smith	\$ 836.00
04/10/2025 Enterprise Guard Payment	\$ 100.00
04/10/2025 Entergy Payment	\$ 112.31
04/11/2025 Entergy Payment	\$ 302.93
04/11/2025 Entergy Payment	\$ 318.55
04/14/2025 IRS Tax Payment	\$ 1,169.58
04/16/2025 West Jefferson Water	\$ 30.93
04/16/2025 West Jefferson Water	\$ 30.93
04/16/2025 West Jefferson Water	\$ 30.93
04/16/2025 Republic Services	\$ 82.52
04/16/2025 Republic Services	\$ 101.39
TOTAL APRIL 2025 PAYMENTS AS OF 04/21/2025:	\$ 3,116.07

Exhibit D

Jefferson County Emergency Services District No. 4
Statement of Activities (Modified Cash Basis)
All Locations

	1 Month Ended 3/31/2025 Actual	6 Months Ended 3/31/2025 Actual	Annual Budget	Over (Under) Budget	% of Budget Used to Date
Revenue					
Ad Valorem Taxes	\$ 83,425	\$ 737,053	\$ 799,000	\$ (61,947)	92.25%
Sales and Use Tax Revenue	74,822	519,124	700,000	(180,876)	74.16%
Grants	-	5,069	10,000	(4,931)	50.69%
EMS Billing	-	-	5,000	(5,000)	0.00%
Fire Recovery	220	2,875	5,000	(2,125)	57.50%
Interest Income	10,468	52,025	50,824	1,201	102.36%
Other Income	377	23,154	5,000	18,154	463.08%
Sale of Equipment	4,700	4,700	1,500	3,200	313.33%
Donation of Property	-	370,764	371,000	(236)	99.94%
Total Revenue	<u>174,012</u>	<u>1,714,764</u>	<u>1,947,324</u>	<u>(232,560)</u>	<u>88.06%</u>
Operating Expenses					
Advertising	-	157	3,500	(3,343)	4.49%
Bank Fees	8	14	250	(236)	5.60%
Accounting	690	4,027	19,000	(14,973)	21.19%
Cleaning & Building Maintenance/Repairs	60	2,699	13,000	(10,301)	20.76%
Lawn Service	231	2,348	6,500	(4,152)	36.12%
Office Supplies & Postage	126	1,045	2,000	(955)	52.25%
Dues & Fees	-	-	1,500	(1,500)	0.00%
Tax & Appraisal Fees	104	5,809	22,500	(16,691)	25.82%
Sales and Use Tax Fees	1,496	10,382	14,000	(3,618)	74.16%
Interest Expense	3,851	3,851	3,967	(116)	97.08%
Insurance - VFIS District	-	-	500	(500)	0.00%
Legal/Professional	800	8,632	20,000	(11,368)	43.16%
Lodging/Meals/Travel & Regist ESD	428	866	7,500	(6,634)	11.55%
District Manager	1,500	10,500	18,000	(7,500)	58.33%
Administrative Assistant	945	6,143	15,600	(9,457)	39.38%
Payroll Tax Expense	85	1,452	2,600	(1,148)	55.85%
Small Equipment Purchases (less than \$5,000)	-	4,927	5,000	(73)	98.54%
Website Development and Maintenance	-	-	3,500	(3,500)	0.00%
Utilities	749	5,095	9,000	(3,905)	56.61%
Internet	942	3,606	6,500	(2,894)	55.48%
Telephone/Cell Phone	20	120	1,000	(880)	12.00%
Water & Garbage	267	1,580	3,800	(2,220)	41.58%
Note Payable-Dallas Bank&Trst(3000gal Tanker)	44,573	44,573	-	44,573	0.00%
Note Payable - 3000 Gal Tanker (New -2022-23)	-	-	44,457	(44,457)	0.00%
Total Operating Expenses	<u>56,875</u>	<u>117,826</u>	<u>223,674</u>	<u>(105,848)</u>	<u>52.68%</u>

Jefferson County Emergency Services District No. 4
Statement of Activities (Modified Cash Basis)
All Locations

	1 Month Ended 3/31/2025 Actual	6 Months Ended 3/31/2025 Actual	Annual Budget	Over (Under) Budget	% of Budget Used to Date
Emergency Medical Services					
EMS - Medics - Contract Labor	-	-	175,000	(175,000)	0.00%
EMS - Medical Coordinator	-	2,000	4,800	(2,800)	41.67%
Billing - Admin. Fees	21	209	600	(391)	34.83%
Billing - Collection Fees	-	-	1,100	(1,100)	0.00%
Data/Connectivity (Phone)	96	336	650	(314)	51.69%
EMS-Medical Director	900	3,400	6,000	(2,600)	56.67%
Equipment (New/Repair/Testing)	4,734	4,734	9,000	(4,266)	52.60%
Medical Supplies	2,007	8,585	15,000	(6,415)	57.23%
Tuition/Reg/Certification/Dues	254	2,298	7,500	(5,202)	30.64%
Vehicle Repair & Maintenance	-	-	6,000	(6,000)	0.00%
Fuel	-	56	2,000	(1,944)	2.80%
Total Emergency Medical Services	<u>8,012</u>	<u>21,618</u>	<u>227,650</u>	<u>(206,032)</u>	<u>9.50%</u>
Fire Services					
Fire Chief - Telephone Allowance	50	250	600	(350)	41.67%
Certification Dues	-	300	500	(200)	60.00%
Fire Chief	3,500	18,750	42,000	(23,250)	44.64%
Small Equipment Purchases	570	1,226	8,000	(6,774)	15.33%
Fire Field Meals	-	124	1,000	(876)	12.40%
Dispatch Services/I Am Responding	-	21,459	23,000	(1,541)	93.30%
Vehicle Repair & Maintenance	11,885	28,382	55,000	(26,618)	51.60%
Travel/Lodging/Meals/Trans Expenses	-	98	2,000	(1,902)	4.90%
Emergency Response Mileage/Pay Per Call	-	-	1,000	(1,000)	0.00%
Personal Protection Equipment	701	4,976	25,000	(20,024)	19.90%
Air-Pack SCBA Inspection & Repair	-	661	3,000	(2,339)	22.03%
Equipment, Boots, Gloves-Insp/Repairs	-	922	9,000	(8,078)	10.24%
Fire Uniforms	171	682	5,000	(4,318)	13.64%
Supplies - Hoses/Nozzles/Tarps	-	-	10,000	(10,000)	0.00%
Training & Materials/Tuition/Registration	-	3,133	5,000	(1,867)	62.66%
Fuel	777	4,608	10,000	(5,392)	46.08%
Insurance - Prop. & Liab.	1,609	55,043	57,000	(1,957)	96.57%
Insurance - Worker's Compensation	-	-	20,000	(20,000)	0.00%
Maint., Repairs & Fees - Comm/Radios	-	12,828	16,000	(3,172)	80.18%
Personal Protective Equipment - Inspection	117	117	4,500	(4,383)	2.60%
Payroll Tax Expense	383	1,307	3,500	(2,193)	37.34%
Supplies - Fire	-	896	5,000	(4,104)	17.92%
Quartermaster/Station Attendant	-	750	9,000	(8,250)	8.33%
Software - Emer Reporting	396	6,251	10,000	(3,749)	62.51%
Billing - Collection Fees	182	629	1,500	(871)	41.93%
Assitant Fire Chief	867	5,200	10,400	(5,200)	50.00%
Pay Per Call	-	7,470	15,000	(7,530)	49.80%
Fire Fighter Contranct Pay	14,219	48,297	88,000	(39,703)	54.88%
Total Fire Services	<u>35,427</u>	<u>224,359</u>	<u>440,000</u>	<u>(215,641)</u>	<u>50.99%</u>
Capital Expenditures					
New Firestation	-	-	25,000	(25,000)	0.00%
Capital Expenditures - Other	-	24,377	22,000	2,377	110.80%
Capital Expenditures - Tower Removal	-	-	15,000	(15,000)	0.00%
Capital Expenditure - Donated Property	-	370,764	371,000	(236)	99.94%
Capital Fund New Fire Station	-	-	600,000	(600,000)	0.00%
Total Capital Expenditures	<u>0</u>	<u>395,141</u>	<u>1,033,000</u>	<u>(637,859)</u>	<u>38.25%</u>
Contingency					
Contingency	-	-	23,000	(23,000)	0.00%
Total Contingency	<u>0</u>	<u>0</u>	<u>23,000</u>	<u>(23,000)</u>	<u>0.00%</u>
Total Expenses	<u>100,314</u>	<u>758,944</u>	<u>1,947,324</u>	<u>(1,188,380)</u>	<u>38.97%</u>
Net Change in Fund Balance	<u>\$ 73,698</u>	<u>\$ 955,820</u>	<u>\$ 0</u>		

These financial statements have not been audited or reviewed and no CPA expresses an opinion or a conclusion nor provides any assurance on them.

Exhibit E

Jefferson County Emergency Services District No. 4
Bank Account Register

Texas First Bank - Checking
 March 18, 2025 - April 21, 2025

Date	Reference	Description	Checks/ Payments	Deposits/ Additions	Balance
		Beginning Balance			153,481.04
03/19/25		REPUBLIC SERVICES #862	76.28		153,404.76
03/19/25		W. Jefferson Co. M.W.D	30.93		153,373.83
03/19/25		W. Jefferson CO. M.W.D.	35.11		153,338.72
03/19/25		REPUBLIC SERVICES #862	93.60		153,245.12
03/20/25		MARK & DENISE STEVENS - FIRE RECOVERY		220.00	153,465.12
03/24/25		VISA	1,318.46		152,146.66
03/24/25		T-MOBILE	22.37		152,124.29
03/25/25		TRIANGLE RESCUE STANDBY SERVICES LLC		2,700.00	154,824.29
03/25/25		WEST END LITTLE LEAGUE, INC.		2,000.00	156,824.29
03/25/25		SPECTRUM BUSINESS	80.30		156,743.99
03/31/25		INTEREST PAID FOR MARCH 2025		195.89	156,939.88
03/31/25		Texas First Bank	7.50		156,932.38
03/31/25		Verizon Wireless	10.05		156,922.33
03/31/25		Verizon Wireless	417.89		156,504.44
04/01/25		TEXAS A&M FOREST SERVICE		7,260.00	163,764.44
04/09/25		COURT ST. LOUIS MARIA NO. 2139		100.00	163,864.44
04/10/25		ENTERPRISE GUARDIAN INC. ENGUARD	100.00		163,764.44
04/10/25		Entergy	112.31		163,652.13
04/11/25		ENTERGY	318.55		163,333.58
04/11/25		JEFFERSON COUNTY PROPERTY TAX DEPOSIT FOR MARCH 2025		15,138.90	178,472.48
04/11/25		Entergy	302.93		178,169.55
04/11/25		JCESD4-A SALES TAX DEPOSIT FOR FEBRUARY 2025		4,141.00	182,310.55
04/11/25		JCESD4 SALES TAX DEPOSIT FOR FEBRUARY 2025		68,695.87	251,006.42
04/14/25		EFTPS on-line payroll tax payment	1,169.58		249,836.84
04/16/25		REPUBLIC SERVICES #862	101.39		249,735.45
04/16/25		W. Jefferson CO. M.W.D.	30.93		249,704.52
04/16/25		W. Jefferson Co. M.W.D	30.93		249,673.59
04/16/25		W. JEFFERSON CO. M.W.D.	30.93		249,642.66
04/16/25		REPUBLIC SERVICES #862	82.52		249,560.14
04/21/25	5246	DR. CHRISTOPHER ALAN BELL	500.00		249,060.14
04/21/25	5247	Bill Clark Pest Control, Inc	255.00		248,805.14
04/21/25	5248	FIRE HOSE SUPPLY.COM	957.27		247,847.87
04/21/25	5249	Green Acres Grocery, Inc.	727.28		247,120.59
04/21/25	5250	J & M Neal Inc., dba Health Claims Plus	41.21		247,079.38
04/21/25	5251	Joshua C. Heinz	400.00		246,679.38
04/21/25	5252	Jefferson County Appraisal District	3,974.94		242,704.44
04/21/25	5253	Lone Star Lube Right	293.39		242,411.05
04/21/25	5254	Love's Travel Stops & Country Stores	295.30		242,115.75
04/21/25	5255	Mary Ellen Robertson, CPA, PLLC	690.00		241,425.75
04/21/25	5256	Hubert Oxford, IV	400.00		241,025.75
04/21/25	5257	SAFE-D - Texas State Assoc of Fire & Emerg Dists	715.00		240,310.75
04/21/25	5258	Casey Sanders	866.67		239,444.08
04/21/25	5259	Siddons-Martin Emergency Group, LLC	8,722.07		230,722.01
04/21/25	5260	DAVID M STACEY	59.68		230,662.33
04/21/25	5261	Joyce M. Stacey	70.00		230,592.33
04/21/25	5262	Town and Country	35.47		230,556.86
04/21/25	5263	Unlimited Lawn Care	462.00		230,094.86
04/21/25	5264	AIRMANUEL COMFORT SYSTEMS	324.00		229,770.86
04/21/25	5265	DONALD SCOTT WADE	400.00		229,370.86
04/21/25	5266	Wave Solutions LLC	1,565.00		227,805.86
04/21/25	5267	TRET ALLEN DARR	3,377.00		224,428.86
04/21/25	5268	AARON MCNEIL	2,607.00		221,821.86
04/21/25	5269	CASEY PARIGI	2,013.00		219,808.86

Jefferson County Emergency Services District No. 4
Bank Account Register

Texas First Bank - Checking
 March 18, 2025 - April 21, 2025

Date	Reference	Description	Checks/ Payments	Deposits/ Additions	Balance
04/21/25	5270	NICHOLAS RAND	2,288.00		217,520.86
04/21/25	5271	SEAN SANDERS	1,001.00		216,519.86
04/21/25	5272	LOGAN SMITH	1,056.00		215,463.86
04/21/25	5273	Jeremy Tullis	1,980.00		213,483.86
04/21/25	5274	ROWDY YATES DRAPER	190.00		213,293.86
04/21/25	5275	Claudia Kester	45.00		213,248.86
04/21/25	5276	Kevin Kester	100.00		213,148.86
04/21/25	5277	Tyler Kutzner	30.00		213,118.86
04/21/25	5278	Randy Lyday	1,590.00		211,528.86
04/21/25	5279	MICHAEL ANTHONY PARISE	660.00		210,868.86
04/21/25	5280	LOGAN SMITH	110.00		210,758.86
04/21/25	5281	DANIEL SUMMERS	340.00		210,418.86
04/21/25	5282	DONALD SCOTT WADE	115.00		210,303.86
04/21/25	5283	MARK WINSTEAD	295.00		210,008.86
		Totals	<u>43,923.84</u>	<u>100,451.66</u>	<u>210,008.86</u>

Transaction count = 67

Jefferson County Emergency Services District No. 4
Bank Account Register

TexSTAR Checking
 March 18, 2025 - April 21, 2025

Date	Reference	Payee ID	Description	Checks/ Payments	Deposits/ Additions	Balance
			Beginning Balance			2,807,344.60
03/31/25			INTEREST PAID FOR MARCH 2025		10,272.55	2,817,617.15
			Totals	<u>0.00</u>	<u>10,272.55</u>	<u>2,817,617.15</u>

Transaction count = 1

**Jefferson County Emergency Services District No. 4
Check List**

Texas First Bank - Checking
March 18, 2025 - April 21, 2025

Check Number	Check Date	Payee	Amount
Payroll Checks			
5484	04/21/25	Draper, Cristine A	741.11
5485	04/21/25	Stacey, David M	4,357.50
Payroll Check Total			<u>5,098.61</u>
Vendor Checks			
5246	04/21/25	DR. CHRISTOPHER ALAN BELL	500.00
5247	04/21/25	Bill Clark Pest Control, Inc	255.00
5248	04/21/25	FIRE HOSE SUPPLY.COM	957.27
5249	04/21/25	Green Acres Grocery, Inc.	727.28
5250	04/21/25	J & M Neal Inc., dba Health Claims Plus	41.21
5251	04/21/25	Joshua C. Heinz	400.00
5252	04/21/25	Jefferson County Appraisal District	3,974.94
5253	04/21/25	Lone Star Lube Right	293.39
5254	04/21/25	Love's Travel Stops & Country Stores	295.30
5255	04/21/25	Mary Ellen Robertson, CPA, PLLC	690.00
5256	04/21/25	Hubert Oxford, IV	400.00
5257	04/21/25	SAFE-D - Texas State Assoc of Fire & Emerg Dists	715.00
5258	04/21/25	Casey Sanders	866.67
5259	04/21/25	Siddons-Martin Emergency Group, LLC	8,722.07
5260	04/21/25	DAVID M STACEY	59.68
5261	04/21/25	Joyce M. Stacey	70.00
5262	04/21/25	Town and Country	35.47
5263	04/21/25	Unlimited Lawn Care	462.00
5264	04/21/25	AIRMANUEL COMFORT SYSTEMS	324.00
5265	04/21/25	DONALD SCOTT WADE	400.00
5266	04/21/25	Wave Solutions LLC	1,565.00
5267	04/21/25	TRET ALLEN DARR	3,377.00
5268	04/21/25	AARON MCNEIL	2,607.00
5269	04/21/25	CASEY PARIGI	2,013.00
5270	04/21/25	NICHOLAS RAND	2,288.00
5271	04/21/25	SEAN SANDERS	1,001.00
5272	04/21/25	LOGAN SMITH	1,056.00
5273	04/21/25	Jeremy Tullis	1,980.00
5274	04/21/25	ROWDY YATES DRAPER	190.00
5275	04/21/25	Claudia Kester	45.00
5276	04/21/25	Kevin Kester	100.00
5277	04/21/25	Tyler Kutzner	30.00
5278	04/21/25	Randy Lyday	1,590.00
5279	04/21/25	MICHAEL ANTHONY PARISE	660.00
5280	04/21/25	LOGAN SMITH	110.00
5281	04/21/25	DANIEL SUMMERS	340.00
5282	04/21/25	DONALD SCOTT WADE	115.00
5283	04/21/25	MARK WINSTEAD	295.00
Vendor Check Total			<u>39,551.28</u>
Check List Total			<u><u>44,649.89</u></u>

Check count = 40