

MINUTES OF THE REGULAR MEETING OF  
THE BOARD OF COMMISSIONERS OF  
JEFFERSON COUNTY EMERGENCY SERVICES DISTRICT NO. 4

A regular meeting of the Board of Commissioners of the Jefferson County Emergency Services District No. 4 ("District") was called for at 5:30 p.m. on December 15, 2025, at the Labelle fire station, located at 12880 FM 365, Beaumont, Texas 77705, pursuant to notice duly posted according to law.

At approximately 5:30 p.m., the regular meeting was called to order. The roll was called of the duly constituted officers and members of the Board, to wit:

Jeff Roebuck	President
Charlie Reneau	Vice President
Davilyn Walston	Secretary
Sandra Melton	Treasurer
Robert Bordes	Assistant Treasurer

All of said Board members were present, with the exception of Treasurer Melton, thus constituting a quorum. Also present were: David Stacey, District Fire Chief; Cristy Draper, District Administrative Assistant; Mary Ellen Robertson, the District's accountant; Joshua Heinz of Benckenstein & Oxford, LLP, attorneys for the District; and, the individuals listed on the attendance log attached hereto as **Exhibit A**.

Upon establishing that a quorum was present, President Roebuck asked for public comment as set forth in Agenda Item No. 3, and being as there was none, the Board moved along to Agenda Item No. 4, at which time Chief Stacey reviewed his monthly written Chief's Report, a copy of which is attached hereto as **Exhibit B**.

President Roebuck then directed the Board's attention to Agenda Item No. 5 for review of the Minutes of the November 17, 2025 regular meeting. Upon motion by Vice

President Reneau and seconded by Assistant Treasurer Bordes, the proposed minutes were unanimously approved by the Board members present.


Next, the Board was directed to Agenda Item No. 6 for review of the Treasurer's Report, a copy of which is attached hereto as **Exhibit C**. The Treasurer's Report reflects the following balances in the District's accounts: Texas First Bank checking (9417) - \$75,563.33 as of November 30, 2025, and \$218,166.93 as of December 15, 2025; and, TexSTAR general fund investment (1110) - \$3,345,241.30 as of November 30, 2025 and December 15, 2025. The District's total funds on deposit as of December 15, 2025 was \$3,425,001.15. Mrs. Robertson then reviewed with the Board the District's monthly financial Statement of Activities, a copy of which is attached hereto as **Exhibit D**.

Then, under Agenda Item No. 7, Chief Stacey reviewed with the Board the specifications for the new U.S. Fire Pump Commercial Pumper apparatus currently on order, as shown in the document attached hereto as **Exhibit E**. Upon motion by Assistant Treasurer Bordes and seconded by Vice President Reneau, the Board members present unanimously approved and ratified the specifications for the new pumper apparatus.

The Board then moved along to Agenda Item No. 8 for approval and payment of the District's bills. Chief Stacey reviewed with the Board the District's various monthly expenditures, as shown on the Check List and Bank Account Registers attached hereto as **Exhibit F**. Upon motion by Vice President Reneau and seconded by Secretary Walston, the Board members present unanimously approved payment of the District's bills and expenditures (Check Nos. 5506-5507 and 5557-5587, plus the Spectrum Business, Visa, Entergy, Verizon Wireless, T-Mobile, Enterprise Guardian, and other auto-debit payments).


Thereafter, the Board was directed to Agenda Item No. 9, at which time the Board reviewed Fittz & Shipman's engagement letter for owner's representative services for the new Fannett Fire Station design/build project, a copy of which is attached hereto as **Exhibit G**, and the proposed timeline for posting/publication of the request for qualifications notice for design/build firms on construction of the new Fannett fire station. Upon motion by Secretary Walston and seconded by Assistant Treasurer Bordes, the Board members present unanimously approved and ratified Fittz Shipman's owner's representative service engagement letter, and authorized posting/publication of the design/build firm request for qualification notice.

Being as there were no other matters to come before the Board under Agenda Item Nos. 10 and 11, the regular meeting was adjourned at approximately 5:47 p.m.

  
\_\_\_\_\_  
Jeff Roebuck, President

Date: 1/19/26

ATTEST:

  
\_\_\_\_\_  
Davilyn Walston, Secretary

*Charles Lencua*

Date: 1/19/26

# Exhibit A



**JEFFERSON COUNTY ESD No. 4**

**Regular Board Meeting**

**December 15, 2025**

SIGN-IN SHEET

1. Randy Lyday 4110

2. J. Stacy

3. Casey J. Parigi 4502

4.

5.

6.

7.

8.

9.

10.

# Exhibit B

# FIRE CHIEF'S REPORT

**Board Meeting on December 15, 2025**

	INSERVICE	OUT OF SERVICE	
<b>LABELLE</b>			
	E41	x	
	T41	x	
	B41		X
	U4		X
	F550	X	Batteries, charging issues
	U43	x	Limp Mode
	BB40	x	
<b>FANNETT</b>			
	E42	x	
	T42	X	
	B42R	x	
	M4	X	
	U41	X	New tires, \$814.32
<b>CHEEK</b>			
	E43	x	
	T43	x	Portable tank not on apparatus. Broken latch
	B43	X	

## STATION 1: LABELLE

- Backup generator is not working properly. Technician was call and responded. Generator running but not transferring.
- Front, west overhead door was repaired by Overhead door Comp. 12/01/25
- Cutters off E41 were out of service.

## STATION 2: FANNETT

- New tires on U41

## STATION 3: CHEEK

- 

## EMS:

- No transport since last Board Meeting.
- Capital purchase of 4 AED's was ordered. AED's received 11/06/25 and have been put on apparatus.

## Fire:

- Chief attended Sabine Neches Chief's meeting on 11/5/25
- 2 SCBA cylinders and one pack were sent in for repairs.
- Fire Chief attended Teams meetings NERIS and the changeover in ESO.

*Joshua Capri*

### **FIRE RECOVERY:**

- 2 Fire Recovery incidents uploaded for billing since last Board meeting.
- 1 Deposit of \$715.00 from a MVA in January 2025.

### **ESD:**

- Christmas gathering and Responder of the Year was held on December 6<sup>th</sup>.
- Fire Chief met with Representatives from US Fire Apparatus to finalize the order of the New Engine/Tanker. Estimated time of completion is "early March 2026"
- Fire Chief attended the Grand Opening for Hoimyung EV battery plant on December 8, 2025.

### **FIRE TRAINING:**

- Fire training was held on November 12, 2025. It was a joint training with EMS.

### **EMS TRAINING:**

- EMS training was joint training with fire on November 12, 2025.

### **MEMBERSHIP:**

- 27 Volunteer members.
- See Active-Duty Report attached.

### **RUNS/CALL VOUME:**

- 66 emergency responses by JCESD4 in the month of November 2025.
- 42 or 63% of the calls were Medical/EMS calls. Motor vehicle accidents accounted for 15 of those 42 calls.
- 16 Volunteer members made calls in September 2025.
- **Zero** "no responses" in November 2025.

### **Contract Firefighter:**

- 9 Contracted Firefighters are on the roster.

### **SURPLUS:**

- None

Filter statement

Filters **Alarm Date Range** 11/1/25 to 11/30/25

# Fire Resources - Personnel and Units

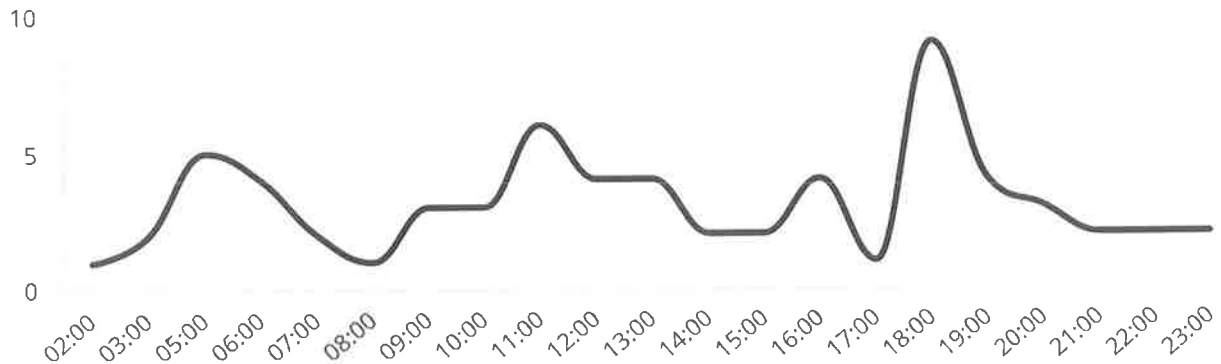
Total Incidents

Count of Incidents  
**66**

Average Time On Scene

Average Time On Scene  
**58m:47s**

Call Volume over Time



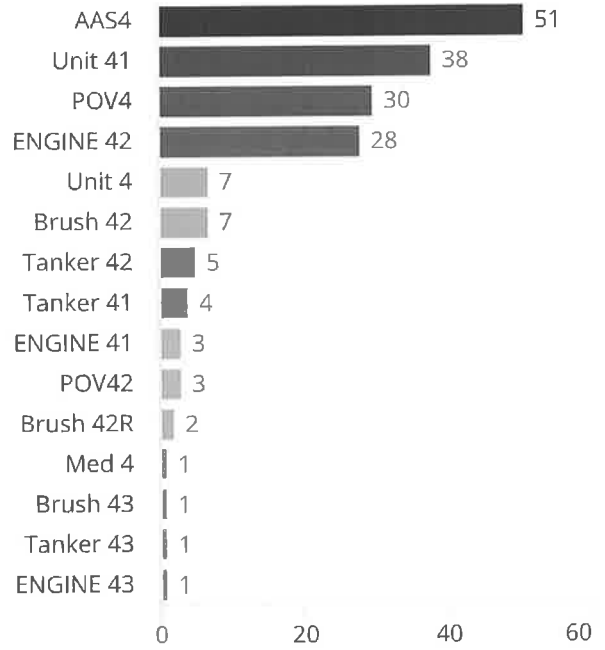
Filter statement

Filters **Alarm Date Range** 11/1/25 to 11/30/25

Breakdown of Calls by Unit

Unit Name	Percentage of Calls	Averag
AAS4	77.27%	
Brush 42	10.61%	
Brush 42R	3.03%	
Brush 43	1.52%	
ENGINE 41	4.55%	
ENGINE 42	42.42%	
ENGINE 43	1.52%	
Med 4	1.52%	
POV4	45.45%	
POV42	4.55%	
Tanker 41	6.06%	
Tanker 42	7.58%	
Tanker 43	1.52%	
Unit 4	10.61%	

Count of Calls by Unit



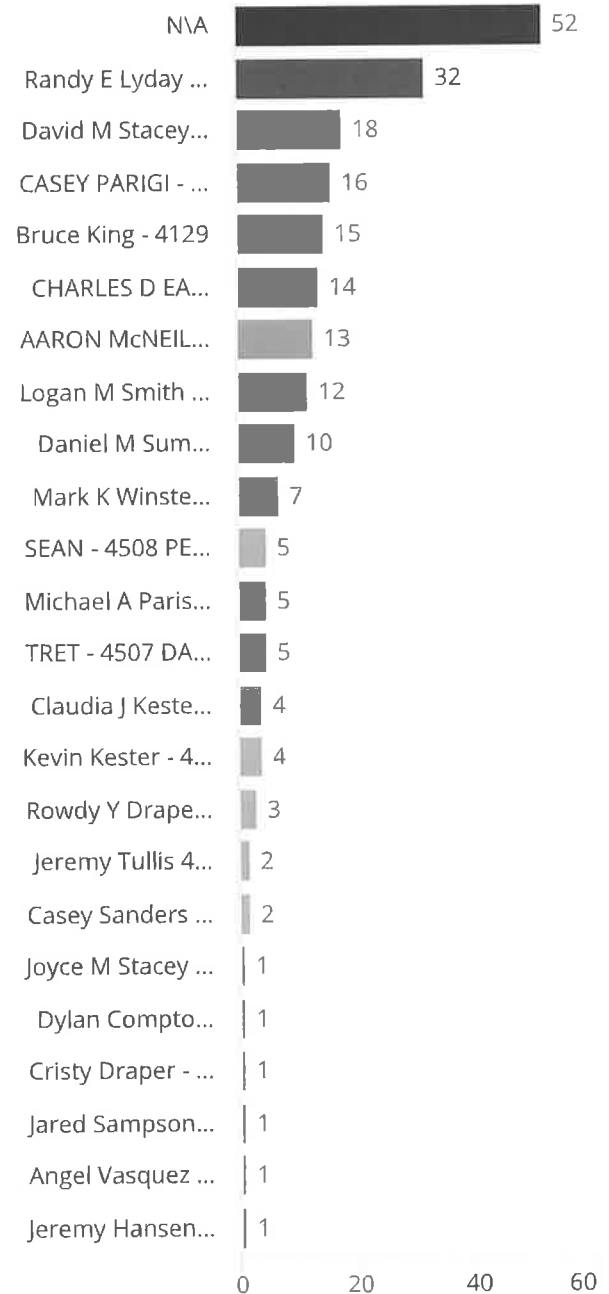
Filter statement

Filters **Alarm Date Range** 11/1/25 to 11/30/25

Percentage of Calls by Personnel

Unit Personnel Name	Percentage of Calls
AARON McNEIL - 4505	19.70%
Angel Vasquez - 4111	1.52%
Bruce King - 4129	22.73%
CASEY PARIGI - 4502	24.24%
CHARLES D EAVES 4503	21.21%
Casey Sanders - 402	3.03%
Claudia J Kester - 4125	6.06%
Cristy Draper - 4322	1.52%
Daniel M Summers - 4204	15.15%
David M Stacey - 401	27.27%
Dylan Compton - 4106	1.52%
Jared Sampson - 430	1.52%
Jeremy Hansen - 4101	1.52%
Jeremy Tullis 4504	3.03%
Joyce M Stacey - 4320	1.52%
Kevin Kester - 4115	6.06%
Logan M Smith - 4207	18.18%
Mark K Winstead - 4131	10.61%
Michael A Parise - 4416	7.58%
Randy E Lyday - 4110	48.48%
Rowdy Y Draper - 422	4.55%
SEAN - 4508 PETERSON	7.58%
TRET - 4507 DARR	7.58%
NVA	78.79%
Percentage of Calls	100.00%

Breakdown of Calls by Personnel



Filter statement

Filters **Alarm Date Range** 11/1/25 to 11/30/25

# Fire Incident Types

Classifies types of fire incidents by type group

Count of Total Incidents

Count of Incidents  
**66**

Fire Calls

Count of Fire Calls  
**10**  
Percent of Fire Calls **15.2%**

EMS Calls

Count of EMS Calls  
**42**  
Percent of EMS Calls **63.6%**

Other Calls

Count of Other Calls  
**14**  
Percent of Other Calls **21.2%**

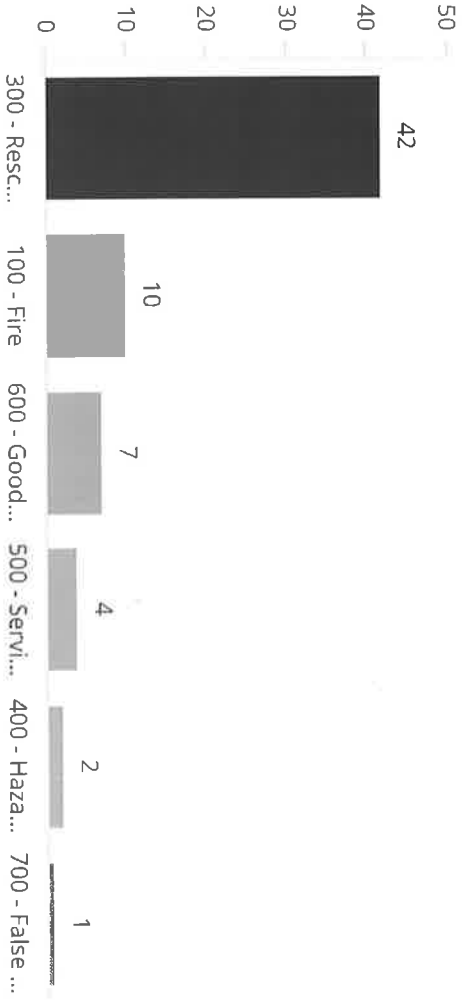
# Fire Incident Types

Dec 10, 2025 10:40:59 AM Fire Incidents

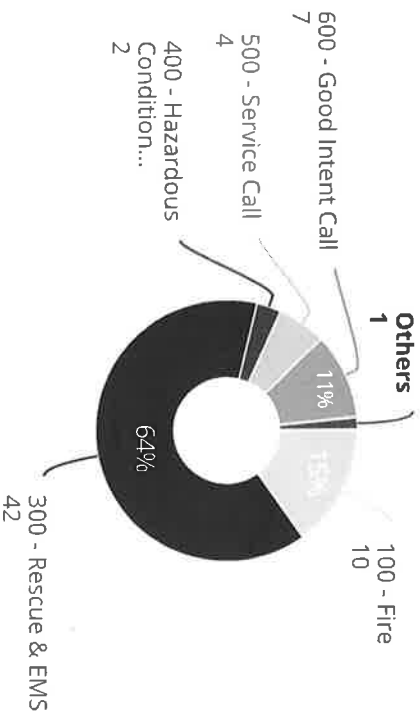
Filter statement

Filters Alarm Date Range 11/1/25 to 1/30/25

### Count of Incidents by Incident Type Group and Year



### Percentage of Incident Type Group



# Fire Incident Types

Dec 10, 2025 10:40:54 AM Fire Incidents

Filter statement

Filters Alarm Date Range 11/1/25 to 11/30/25

## Count of Incidents by Type

Incident Type Group	Incident Type	Incident Type Code	Count of Incidents	
			11/2025	Grand Total
100 - Fire	Brush or brush-and-grass mixture fire	142	2	2
	Grass fire	143	3	3
	Incinerator overload or malfunction, fire confined	115	1	1
	Natural vegetation fire, other	140	1	1
	Off-road vehicle or heavy equipment fire	138	1	1
	Passenger vehicle fire	131	2	2
	<b>100 - Fire Total</b>			10
300 - Rescue & EMS	EMS call, excluding vehicle accident with injury	321	20	20
	Medical assist, assist EMS crew	311	8	8
	Motor vehicle accident with injuries	322	9	9
	Motor vehicle accident with no injuries.	324	5	5
<b>300 - Rescue &amp; EMS Total</b>			42	42
400 - Hazardous Condition	Vehicle accident, general cleanup	463	2	2
	Assist invalid	554	3	3
500 - Service Call	Person in distress, other	510	1	1
			4	4
<b>500 - Service Call Total</b>			4	4
600 - Good Intent Call	Dispatched & canceled en route	611	3	3
	Good intent call, other	600	1	1

MONTH ACTIVE MEMBER REPORT JANUARY 2025

ID	JUNE		JULY 2025		AUGUST 2025		SEPTEMBER 2025		OCTOBER 2025		NOVEMBER 2025	
	RUNS	TRAINING	RUNS	TRAINING	RUNS	TRAINING	RUNS	TRAINING	RUNS	NO TRAINING	RUNS	TRAINING
4144	0	0	0	0	0	0	0	0	0		0	0
4139	0	0	0	0	0	0	0	0	0		0	0
4106	1	0	3	0	0	1	2	0	0		1	0
422	8	0	5	1	1	6	9	1	0		3	0
4322	3	1	0	1	1	0	1	1	3		1	0
4108	0	0	2	0	0	0	1	0	0		0	0
4101	0	0	0	0	0	0	0	0	0		1	0
4401	0	0	0	0	0	0	0	0	0		0	0
4134	0	0	0	0	0	0	0	0	0		0	0
4328	0	0	0	0	0	0	0	0	0		0	0
4115	0	0	2	0	0	0	0	0	0		4	0
4125	0	0	1	1	0	0	0	0	1		4	0
4223	0	0	0	1	0	0	0	0	0		0	0
4129	0	0	0	0	2	12	10	1	4		15	0
4110	19	2	19	1	1	19	19	3	11		32	1
4416	8	1	9	0	1	6	12	1	11		5	0
4119	0/5	0	0/4	0	0	0/1	0/1	0	0		0	0
4124	0	0	0	0	0	0	0	0	0		0	0
430	1	0	0	1	0	0	0	0	0		1	0
402	1	1	0	0	1	2	0	1	0		2	1
4207	11	0	12	0	0	2/5	5	0	6/0		0	0
401	17	2	13	0	1	16	23	2	12		18	0
4320	2	0	0	1	0	0	0	0	1		1	0
4204	2	1	12	1	1	3	4	1	10		10	1
4111	0	0	0	1	0	0	0	0	0		1	0
440	2	0	4	1	0	2	1	0	1		0	0
4121	0	1	0	0	1	0	1	1	2		0	1
4206	0	1	0	0	0	0	0	2	0		0	0
4131	5	2	2	0	0	10	0	2	5		2	0
NUMBER OF CALLERS	65		65		55		58		60		66	
MEMBERS	14		12		11		11		11		16	

# Exhibit C

## JEFFERSON COUNTY ESD #4 FINANCIAL REPORT

BANK ACCOUNT DETAIL FOR THE MONTH OF NOVEMBER 2025 AND DECEMBER 15, 2025 YEAR-TO-DAT		
	11/30/2025	12/15/2025
	BALANCE	BALANCE
<b>TEXAS FIRST BANK</b>		
Checking Account #10229417	\$ 75,563.33	\$ 218,166.93
<b>TEXSTAR</b>		
Includes November TexStar interest payment of \$10,943.36 or 3.9802% percent	\$ 3,345,241.30	\$ 3,345,241.30
2025 YTD Interest = \$115,727.09		
<b>TOTAL FUNDS AS OF 12/15/2025</b>	<b>\$ 3,317,436.64</b>	<b>\$ 3,425,001.15</b>

December 2025 Deposits at Texas First Bank As Of 12/15/2025	DEPOSITS
12/03/2025 Health Claims Plus Deposit	\$ 715.00
12/08/2025 Jefferson County Tax Payments	\$ 63,297.32
12/10/2025 CPA State Fiscal/Inv-Payments (Sales Tax)	\$ 6,817.49
12/10/2025 CPA State Fiscal/Inv-Payments (Sales Tax)	\$ 92,477.11
<b>TOTAL DECEMBER 2025 DEPOSITS AS OF 12/15/2025</b>	<b>\$ 163,306.92</b>

12/01/2025 Verizon Wireless	\$ 13.51
12/01/2025 Verizon Wireless	\$ 417.89
12/01/2025 Payment to Love's Truck Stop	\$ 40.27
12/01/2025 Payment to 24 Hour Service	\$ 298.40
12/02/2025 Town & Country	\$ 186.30
12/02/2025 J&M Neal, Inc.	\$ 378.26
12/02/2025 County Homes and Outdoors	\$ 656.95
12/02/2025 City of Beaumont	\$ 10,639.33
12/03/2025 Jefferson County Tax A/C	\$ 5,128.00
12/05/2025 Scott Wade	\$ 400.00
12/08/2025 Entergy	\$ 74.54
12/08/2025 Nicholas Rand	\$ 253.00
12/09/2025 Charlie Kester	\$ 15.00
12/09/2025 Kevin Kester	\$ 30.00
12/10/2025 Enterprise Guard	\$ 100.00
12/10/2025 Entergy	\$ 316.04
12/10/2025 Entergy	\$ 389.09
12/12/2025 IRS/USA Tax Payment	\$ 1,366.74
<b>TOTAL DECEMBER 2025 PAYMENTS AS OF 12/15/2025</b>	<b>\$ 20,703.32</b>



JEFFERSON COUNTY ESD 4  
 ATTN SANDRA J MELTON  
 12880 FM 365 RD  
 BEAUMONT TX 77705-9682

**MONTHLY STATEMENT OF ACCOUNT**

**ACCOUNT:** 1230911110

**ACCOUNT NAME:** GENERAL FUND

**STATEMENT PERIOD:** 11/01/2025 - 11/30/2025

TEXSTAR MONTHLY SUMMARY: THE AVERAGE MONTHLY RATE WAS 3.9802%. THE AVERAGE WEIGHTED AVERAGE MATURITY WAS 42 DAYS AND THE NET ASSET VALUE FOR 11/28/25 WAS 1.000175.

MONTHLY ACTIVITY DETAIL				
TRANSACTION DATE	DESCRIPTION	CONFIRMATION NUMBER	TRANSACTION AMOUNT	BALANCE
	BEGINNING BALANCE			3,345,241.30
11/28/2025	MONTHLY POSTING	9999888	10,943.36	3,356,184.66
	ENDING BALANCE			3,356,184.66

MONTHLY ACCOUNT SUMMARY	
BEGINNING BALANCE	3,345,241.30
TOTAL DEPOSITS	0.00
TOTAL WITHDRAWALS	0.00
TOTAL INTEREST	10,943.36
ENDING BALANCE	3,356,184.66
AVERAGE BALANCE	3,345,241.30

ACTIVITY SUMMARY (YEAR-TO-DATE)			
ACCOUNT NAME	DEPOSITS	WITHDRAWALS	INTEREST
GENERAL FUND	1,050,000.00	0.00	115,727.09



Helping Texans Build Texas®

www.texasfirst.bank  
600 Gulf Freeway, Texas City, TX 77591  
Return Service Requested

TELEPHONE BANKING  
(409) 945-9889 (281) 538-2226  
(855) 355-8321

CUSTOMER SERVICE  
(409) 948-1993

1

JEFFERSON COUNTY EMERGENCY  
SERVICES DISTRICT No. 4  
12880 FM 365 RD  
BEAUMONT TX 77705-9682

Page 1 of 5

Account Number: \*\*\*\*9417  
Date 11/28/25

EM

**PUBLIC FUNDS TIERED INT. JEFFERSON COUNTY EMERGENCY** **Acct XXXXXX9417**

Summary of Activity Since Your Last Statement

Beginning Balance	11/01/25	34,942.36	
Deposits / Misc Credits	5	99,884.22	
Withdrawals / Misc Debits	44	59,263.25	
** Ending Balance	11/30/25	75,563.33	**
Service Charge		.00	
Interest Paid Thru 11/30/25		41.70	
Interest Paid Year To Date		1,405.70	
Annual Percentage Yield Earned		.61 %	
Number of Days for A.P.Y.E.		30	
Average Balance for A.P.Y.E.		83,637.53	
Minimum Balance		31,348	
Enclosures		31	

	Total for this period	Total year-to-date
Total Overdraft Fees	\$ .00	\$ .00
Total Returned Item Fees	\$ .00	\$ .00

Deposits and Other Credits

Date	Amount	Activity Description
11/04	196.00	Deposit
11/05	19,707.92	Jefferson CO Tax/ACH Paymen 6781125 JCESD NO 4
11/07	6,335.68	CPA STATE FISCAL/INV-PAYMTS 32092946816000 JEFFERSON CO ESD
11/07	73,602.92	CPA STATE FISCAL/INV-PAYMTS 32066141139000 JEFFERSON CO ESD
11/28	41.70	Interest Paid



Helping Texans Build Texas®

www.texasfirstbank

600 Gulf Freeway, Texas City, TX 77591

Return Service Requested

TELEPHONE BANKING  
(409) 945-9889 (281) 538-2226  
(855) 355-8321

CUSTOMER SERVICE  
(409) 948-1993

JEFFERSON COUNTY EMERGENCY  
SERVICES DISTRICT No. 4  
12880 FM 365 RD  
BEAUMONT TX 77705-9682

Page 1  
2 of 5

Account Number: \*\*\*\*9417

Debits and Other Withdrawals

Date	Amount	Activity Description
11/05	19.66	TXWORKFORCECOMM/DEBIT (512)463-2325 TWC-998829950
11/10	74.98	ENTERGY TEXAS, I/BANK DRAFT JEFFERSON COUNTY ESD 4
11/10	383.83	ENTERGY TEXAS, I/BANK DRAFT JEFFERSON COUNTY ESD 4
11/10	482.81	ENTERGY TEXAS, I/BANK DRAFT JEFFERSON COUNTY ESD 4
11/12	100.00	ENTERPRISE GUARD/ENGUARD M81301267392 DAVID STACEY
11/14	1,183.36	IRS/USATAXPYMT 270571893660478 JEFFERSON COUNTY EMERG
11/17	30.93	W Jefferson MWD/W Jefferso RSON CO. ESD # 4 CHEEK
11/17	32.33	W Jefferson MWD/W Jefferso EFFERSON COUNTY ESD #4
11/17	36.03	W Jefferson MWD/W Jefferso EFFERSON COUNTY EDS #4
11/18	82.52	REPUBLICSERVICES/RSIBILLPAY 308622980992 JEFFERSON COUNTY ESD F
11/18	101.39	REPUBLICSERVICES/RSIBILLPAY 308622980958 JEFFERSON COUNTY ESD F
11/24	65.89	T-MOBILE/PCS SVC 7083541 JEFFERSON COUNTY EMER
11/25	120.45	SPECTRUM/SPECTRUM JEFFERSON COUNTY ESD N
11/25	1,120.84	VISA/PAYMENT 4874521300XXX11 DAVID STACEY JR

Checks

Date	Check No	Amount	Date	Check No	Amount	Date	Check No	Amount
11/05	5459	20,525.00	11/04	5522*	110.00	11/19	5535*	400.00
11/04	5469*	375.00	11/25	5526*	540.00	11/28	5538*	400.00
11/04	5471*	400.00	11/26	5527	500.00	11/28	5540*	690.00
11/03	5494*	2,068.00	11/28	5528	445.89	11/21	5541	866.67
11/20	5504*	1,279.97	11/25	5531*	3,667.92	11/18	5542	50.00
11/18	5505	4,739.16	11/25	5532	202.50	11/18	5543	130.00
11/26	5517*	355.00	11/24	5533	422.49	11/20	5544	74.63



Helping Texans Build Texas®

www.texasfirst.bank

600 Gulf Freeway, Texas City, TX 77591

Return Service Requested

TELEPHONE BANKING  
(409) 945-9889 (281) 538-2226  
(855) 355-8321

CUSTOMER SERVICE  
(409) 948-1993

**JEFFERSON COUNTY EMERGENCY  
SERVICES DISTRICT No. 4  
12880 FM 365 RD  
BEAUMONT TX 77705-9682**

Page **1**  
3 of 5

Account Number: \*\*\*\*9417

**Checks**

Date	Check No	Amount	Date	Check No	Amount	Date	Check No	Amount
11/21	5547*	1,380.00	11/19	5550	3,715.00	11/20	5554	2,749.00
11/25	5548	1,932.00	11/21	5551	2,341.00	11/28	5555	462.00
11/20	5549	2,208.00	11/20	5553*	2,024.00	11/21	5556	375.00

\* Indicates a break in check number sequence

**Daily Balance Summary**

Date	Balance	Date	Balance	Date	Balance
11/03	32,874.36	11/14	109,062.24	11/24	85,958.23
11/04	32,185.36	11/17	108,962.95	11/25	78,374.52
11/05	31,348.62	11/18	103,859.88	11/26	77,519.52
11/07	111,287.22	11/19	99,744.88	11/28	75,563.33
11/10	110,345.60	11/20	91,409.28		
11/12	110,245.60	11/21	86,446.61		

<b>PUBLIC FUNDS SAVINGS</b>	<b>JEFFERSON COUNTY EMERGENCY</b>	<b>Acct XXXXXX1885</b>
-----------------------------	-----------------------------------	------------------------

**Summary of Activity Since Your Last Statement**

Beginning Balance	11/01/25	.00	
Deposits / Misc Credits	0	.00	
Withdrawals / Misc Debits	0	.00	
** Ending Balance	11/30/25	.00	**
Service Charge		.00	
Average Balance		25,770	
Minimum Balance		0	

# TEXAS FIRST BANK

Account Number

\*\*\*9417

Date 11/28/2025

Page

4 of 5

11/04/2025 \$196.00

11/18/2025 5505 \$4,739.16

11/25/2025 5531 \$3,667.92

11/05/2025 5459 \$20,525.00

11/26/2025 5517 \$355.00

11/25/2025 5532 \$202.50

11/04/2025 5469 \$375.00

11/04/2025 5522 \$110.00

11/24/2025 5533 \$422.49

11/04/2025 5471 \$400.00

11/25/2025 5526 \$540.00

11/19/2025 5535 \$400.00

11/03/2025 5494 \$2,068.00

11/26/2025 5527 \$500.00

11/28/2025 5538 \$400.00

11/20/2025 5504 \$1,279.97

11/28/2025 5528 \$445.89

11/28/2025 5540 \$690.00

# TEXAS FIRST BANK

Account Number

\*\*\*\*9417

Date 11/28/2025

Page

5 of 5



11/21/2025 5541 \$866.67



11/20/2025 5549 \$2,208.00



11/21/2025 5556 \$375.00



11/18/2025 5542 \$50.00



11/19/2025 5550 \$3,715.00




11/18/2025 5543 \$130.00



11/21/2025 5551 \$2,341.00



11/20/2025 5544 \$74.63



11/20/2025 5553 \$2,024.00



11/21/2025 5547 \$1,380.00



11/20/2025 5554 \$2,749.00



11/25/2025 5548 \$1,932.00



11/28/2025 5555 \$462.00



Good Evening, Sandra Melton

# Public Funds Tiered Int. \*\*9417

Last Updated: December 13, 2025 5:13 PM

**\$219,533.67** **\$218,166.93**  
 Current Balance Available Balance

[Transactions](#) [Details & Settings](#)

Date	Description	Amount	
Pending	IRS/USATAXPYMT	<b>(\$1,366.74)</b> \$218,166.93	⋮
DEC 12 2025	CPA STATE FISCAL/INV-PAYMTS 32066141139000 JEFFERSON CO ESD	<b>\$92,477.11</b> \$219,533.67	⋮
DEC 12 2025	CPA STATE FISCAL/INV-PAYMTS 32092946816000 JEFFERSON CO ESD	<b>\$6,817.49</b> \$127,056.56	⋮
DEC 10 2025	ENERGY TEXAS, I/BANK DRAFT JEFFERSON COUNTY ESD 4	<b>(\$389.09)</b> \$120,239.07	⋮
DEC 10 2025	ENERGY TEXAS, I/BANK DRAFT JEFFERSON COUNTY ESD 4	<b>(\$316.04)</b> \$120,628.16	⋮
DEC 10 2025	ENTERPRISE GUARD/ENGUARD M81352906020 DAVID STACEY	<b>(\$100.00)</b> \$120,944.20	⋮

DEC 9 2025	☰ Check - 5516	<i>Kevin Kester</i>	(\$30.00) \$121,044.20	⋮
DEC 9 2025	☰ Check - 5515	<i>Charlie Kester</i>	(\$15.00) \$121,074.20	⋮
DEC 8 2025	☰ Check - 5552	<i>Nicholas Rond</i>	(\$253.00) \$121,089.20	⋮
DEC 8 2025	ENTERGY TEXAS, I/BANK DRAFT JEFFERSON COUNTY ESD 4		(\$74.54) \$121,342.20	⋮
DEC 8 2025	Jefferson CO Tax/ACH Paymen 6961648 JCESD NO 4		\$63,297.32 \$121,416.74	⋮
DEC 5 2025	☰ Check - 5546	<i>Donald Scott Wade</i>	(\$400.00) \$58,119.42	⋮
DEC 3 2025	☰ Check - 5536	<i>Jefferson Co Tax A/C</i>	(\$5,128.00) \$58,519.42	⋮
DEC 3 2025	☰ Deposit	<i>Health Claims Plus - Fire Recovery</i>	\$715.00 \$63,647.42	⋮
DEC 2 2025	☰ Check - 5529	<i>City of Beaumont</i>	(\$10,639.33) \$62,932.42	⋮
DEC 2 2025	☰ Check - 5530	<i>County Homes and Outdoors</i>	(\$656.95) \$73,571.75	⋮
DEC 2 2025	☰ Check - 5534	<i>Jim Neal, Inc.</i>	(\$378.26) \$74,228.70	⋮
DEC 2 2025	☰ Check - 5545	<i>Town and Country</i>	(\$186.30) \$74,606.96	⋮
DEC 1 2025	☰ Check - 5525	<i>24 Hour Safety</i>	(\$298.40) \$74,793.26	⋮
DEC 1 2025	☰ Check - 5537	<i>Love's Truck Stop</i>	(\$40.27) \$75,091.66	⋮
DEC 1 2025	VERIZON WIRELESS/PAYMENTS 094212557100001 000000094212557100001		(\$417.89) \$75,131.93	⋮

DEC 1 2025	VERIZON WIRELESS/PAYMENTS 064225772500001 0000000064225772500001	(\$13.51) \$75,549.82	⋮
NOV 28 2025	Interest Paid	\$41.70 \$75,563.33	⋮
NOV 28 2025	☒ Check - 5540	(\$690.00) \$75,521.63	⋮
NOV 28 2025	☒ Check - 5555	(\$462.00) \$76,211.63	⋮
NOV 28 2025	☒ Check - 5528	(\$445.89) \$76,673.63	⋮
NOV 28 2025	☒ Check - 5538	(\$400.00) \$77,119.52	⋮
NOV 26 2025	☒ Check - 5527	(\$500.00) \$77,519.52	⋮
NOV 26 2025	☒ Check - 5517	(\$355.00) \$78,019.52	⋮
NOV 25 2025	☒ Check - 5531	(\$3,667.92) \$78,374.52	⋮
NOV 25 2025	☒ Check - 5548	(\$1,932.00) \$82,042.44	⋮
NOV 25 2025	☒ Check - 5526	(\$540.00) \$83,974.44	⋮
NOV 25 2025	☒ Check - 5532	(\$202.50) \$84,514.44	⋮
NOV 25 2025	VISA/PAYMENT 4874521300XXX11 DAVID STACEY JR	(\$1,120.84) \$84,716.94	⋮
NOV 25 2025	SPECTRUM/SPECTRUM JEFFERSON COUNTY ESD N	(\$120.45) \$85,837.78	⋮
NOV 24 2025	☒ Check - 5533	(\$422.49) \$85,958.23	⋮

# Exhibit D

**Jefferson County Emergency Services District No. 4**  
**Statement of Activities (Modified Cash Basis)**  
**All Locations**

	1 Month Ended 11/30/2025 Actual	2 Months Ended 11/30/2025 Actual	Annual Budget	Over (Under) Budget	% of Budget Used to Date
<b>Revenue</b>					
Ad Valorem Taxes	\$ 20,124	\$ 22,705	\$ 836,449	\$ (813,744)	2.71%
Sales and Use Tax Revenue	81,552	163,998	1,000,000	(836,002)	16.40%
Grants	-	3,822	20,000	(16,178)	19.11%
EMS Billing	-	-	5,000	(5,000)	0.00%
Fire Recovery	-	12,465	5,000	7,465	249.30%
Interest Income	10,985	22,697	120,000	(97,303)	18.91%
Other Income	196	196	20,000	(19,804)	0.98%
Sale of Equipment	-	-	5,000	(5,000)	0.00%
Donation of Property	-	-	20,000	(20,000)	0.00%
<b>Total Revenue</b>	<u>112,857</u>	<u>225,883</u>	<u>2,031,449</u>	<u>(1,805,566)</u>	<u>11.12%</u>
<b>Operating Expenses</b>					
Advertising	341	1,482	3,500	(2,018)	42.34%
Bank Fees	-	7	150	(143)	4.67%
Accounting	690	1,380	19,500	(18,120)	7.08%
Cleaning & Building Maintenance/Repairs	212	2,044	15,000	(12,956)	13.63%
Lawn Service	462	1,449	6,500	(5,051)	22.29%
Office Supplies & Postage	911	911	2,500	(1,589)	36.44%
Dues & Fees	-	1,642	1,500	142	109.47%
Tax & Appraisal Fees	5,564	5,967	22,500	(16,533)	26.52%
Sales and Use Tax Fees	1,631	3,280	20,000	(16,720)	16.40%
Interest Expense	-	-	2,690	(2,690)	0.00%
Insurance - VFIS District	-	-	500	(500)	0.00%
Legal/Professional	1,175	4,725	25,000	(20,275)	18.90%
Sales Tax Oversight/Reporting	-	-	5,000	(5,000)	0.00%
Lodging/Meals/Travel & Regist ESD	-	-	7,500	(7,500)	0.00%
District Manager	1,625	3,125	19,500	(16,375)	16.03%
Administrative Assistant	1,386	2,421	18,814	(16,393)	12.87%
Payroll Tax Expense	107	194	3,000	(2,806)	6.47%
Small Equipment Purchases (less than \$5,000)	-	-	12,000	(12,000)	0.00%
Website Development and Maintenance	-	-	5,000	(5,000)	0.00%
Utilities	942	2,001	12,000	(9,999)	16.68%
Internet	256	1,273	7,200	(5,927)	17.68%
Telephone/Cell Phone	30	60	1,000	(940)	6.00%
Water & Garbage	283	838	4,000	(3,162)	20.95%
Note Payable - 3000 Gal Tanker (New -2022-23)	-	-	45,745	(45,745)	0.00%
<b>Total Operating Expenses</b>	<u>15,615</u>	<u>32,799</u>	<u>260,099</u>	<u>(227,300)</u>	<u>12.61%</u>

These financial statements have not been audited or reviewed and no CPA expresses an opinion or a conclusion nor provides any assurance on them.

**Jefferson County Emergency Services District No. 4**  
**Statement of Activities (Modified Cash Basis)**  
**All Locations**

	1 Month Ended 11/30/2025 Actual	2 Months Ended 11/30/2025 Actual	Annual Budget	Over (Under) Budget	% of Budget Used to Date
<b>Emergency Medical Services</b>					
EMS - Medics - Contract Labor	-	-	20,000	(20,000)	0.00%
EMS - Medical Coordinator	400	800	4,800	(4,000)	16.67%
Billing - Admin. Fees	18	35	600	(565)	5.83%
Billing - Collection Fees	-	-	1,100	(1,100)	0.00%
Data/Connectivity (Phone)	-	100	650	(550)	15.38%
EMS-Medical Director	500	1,000	6,000	(5,000)	16.67%
Equipment (New/Repair/Testing)	-	-	9,000	(9,000)	0.00%
Medical Supplies	986	2,464	15,000	(12,536)	16.43%
Tuition/Reg/Certification/Dues	-	-	7,500	(7,500)	0.00%
Vehicle Repair & Maintenance	-	-	6,000	(6,000)	0.00%
Fuel	-	45	500	(455)	9.00%
<b>Total Emergency Medical Services</b>	<u>1,904</u>	<u>4,444</u>	<u>71,150</u>	<u>(66,706)</u>	<u>6.25%</u>
<b>Fire Services</b>					
Fire Chief - Telephone Allowance	50	100	600	(500)	16.67%
Certification Dues	-	-	500	(500)	0.00%
Fire Chief	3,850	7,350	46,200	(38,850)	15.91%
Small Equipment Purchases	179	179	8,000	(7,821)	2.24%
Fire Field Meals	62	205	1,000	(795)	20.50%
Dispatch Services/I Am Responding	-	20,525	25,000	(4,475)	82.10%
Vehicle Repair & Maintenance	41	9,630	65,000	(55,370)	14.82%
Travel/Lodging/Meals/Trans Expenses	-	-	2,000	(2,000)	0.00%
Personal Protection Equipment	3,668	3,668	25,000	(21,332)	14.67%
Air-Pack SCBA Inspection & Repair	-	-	3,000	(3,000)	0.00%
Equipment, Boots, Gloves-Insp/Repairs	657	657	9,000	(8,343)	7.30%
Fire Uniforms	-	-	5,000	(5,000)	0.00%
Supplies - Hoses/Nozzles/Tarps	-	-	10,000	(10,000)	0.00%
Training & Materials/Tuition/Registration	-	186	5,000	(4,814)	3.72%
Fuel	649	1,533	12,000	(10,467)	12.78%
Insurance - Prop. & Liab.	-	59,901	57,000	2,901	105.09%
Insurance - Worker's Compensation	-	-	25,000	(25,000)	0.00%
Maint., Repairs & Fees - Comm/Radios	10,639	10,639	16,000	(5,361)	66.49%
Personal Protective Equipment - Inspection	-	-	4,500	(4,500)	0.00%
Payroll Tax Expense	419	801	3,500	(2,699)	22.89%
Supplies - Fire	139	219	5,000	(4,781)	4.38%
Quartermaster/Station Attendant	253	253	-	253	0.00%
Software - Emer Reporting	-	-	10,000	(10,000)	0.00%
Billing - Collection Fees	360	1,354	1,500	(146)	90.27%
Assitant Fire Chief	867	1,733	10,400	(8,667)	16.66%
Pay Per Call	-	2,775	20,000	(17,225)	13.88%
Fire Fighter Contranct Pay	16,349	30,787	200,000	(169,213)	15.39%
Temporary Site Expenditures	-	-	100,000	(100,000)	0.00%
<b>Total Fire Services</b>	<u>38,182</u>	<u>152,495</u>	<u>670,200</u>	<u>(517,705)</u>	<u>22.75%</u>
<b>Capital Expenditures</b>					
Equipment	-	11,515	18,000	(6,485)	63.97%
Emergency Response Vehicles	-	-	90,000	(90,000)	0.00%
Capital Fund New Fire Station	-	-	900,000	(900,000)	0.00%
<b>Total Capital Expenditures</b>	<u>0</u>	<u>11,515</u>	<u>1,008,000</u>	<u>(996,485)</u>	<u>1.14%</u>
<b>Contingency</b>					
Contingency	-	-	22,000	(22,000)	0.00%
<b>Total Contingency</b>	<u>0</u>	<u>0</u>	<u>22,000</u>	<u>(22,000)</u>	<u>0.00%</u>
<b>Total Expenses</b>	<u>55,701</u>	<u>201,253</u>	<u>2,031,449</u>	<u>(1,830,196)</u>	<u>9.91%</u>
<b>Net Change in Fund Balance</b>	<u>\$ 57,156</u>	<u>\$ 24,630</u>	<u>\$ 0</u>		

These financial statements have not been audited or reviewed and no CPA expresses an opinion or a conclusion nor provides any assurance on them.

# Exhibit E



## ACCEPTANCE OF SHOP ORDER AND APPROVAL DRAWINGS

In order to confirm our mutual understanding of the vehicle that we will build for you, we ask that you carefully review the enclosed shop order and approval drawing. If these documents meet with your approval, please initial each page of the shop order at the bottom, sign the approval drawing(s) and this acceptance form, return each set of the original documents to us within 14 days to Stevie Stiles [johns@usfirepump.com](mailto:johns@usfirepump.com). We also suggest that you keep a copy of these documents for your files.

The approval drawing and shop order are the plans and instructions we will use to build your vehicle and to ensure that it is built to your specific criteria. As your vehicle moves through our production process, these documents will be used for all inspection and quality assurance. Any modifications or changes you wish to make to your vehicle after acceptance, must be accomplished by a written change order request. The change order request will be reviewed by engineering for approval. These change orders must be acknowledged and approved by both parties and will supersede any previously issued specification and approval drawing with regards to the changed items only. Each change order issued after acceptance will result in an administrative change order fee of \$150 per change order in addition to the price of the item(s) changed. Major body changes will not be allowed after the unit has entered the construction process.

If you have any questions regarding the enclosed documents, please contact your sales representative. We appreciate your business and look forward to providing you with the best built apparatus in the industry.

Truck number: FT-1077

Department/ Customer Name: Jefferson County E.S.D. #4

Signature: \_\_\_\_\_

A handwritten signature in black ink, appearing to read 'David Stacey', written over a horizontal line.

Printed Name: \_\_\_\_\_

DAVID STACEY

11/20/25

US Fire Apparatus  
27995 James Chapel Road  
Holden, La 70744



Shop Order

Jefferson County ESD #4  
 12880 FM-365  
 Beaumont, TX

U.S. Fire Apparatus  
 John S. Stiles  
 27995 James Chapel Road N.  
 Holden, LA 70744  
 johns@usfirepump.com

Exp. Date: 11/20/2025  
 Quote No: 10185-0004  
 Job/Order No: FT1077  
 PUMPER: USFA-1000 Commercial Pumper  
 LEGALS: USFA-8005 Commercial Chassis Legals - US Fire Apparatus  
 CHASSIS: USFA-8100 Chassis - Commercial Pumper / Rescue  
 PUMPMODULE: USFA-8200 Pump Module - Commercial Pumper  
 ELECTRICAL: USFA-8300 Electrical - Commercial Pumper / Pumper-Tanker  
 BODY: USFA-8400 Body - Commercial Pumper  
 PAINT: USFA-8500 Paint / Graphics  
 EQUIPMENT: USFA-8600 Equipment - Pumper / Tanker  
 ADMIN: USFA-88000 Administartion

11/19/2025

Page 1

PART NO	DESCRIPTION	QTY
<b>== Commerical Chassis Legals - US Fire Apparatus - 1025.000 10/03/25 ==</b> <b>LEGALS / WARRANTIES / MANUALS</b>		
00-00-1000	*****USFA September 2025 Data Book - Model 1B *****	1
00-02-0420	Proposal Response	1
00-02-2000	Payment Terms	1
00-02-2220	Apparatus Contract HGAC	1
00-02-4020	Principal Dimensions The apparatus will have the following dimensions:  Overall Length: ~34' 4-1/2" Overall Height: ~10' 0-1/2" - <i>Bring Deckgun heigh down to 9'10 1/4"</i>	1
00-02-6020	Proposal Drawing	1
00-02-6220	Approval Drawing	1
00-04-0220	Vehicle Transportation - Fire Department Supplied	1

PART NO	DESCRIPTION	QTY
00-04-1020	<p><b>Delivery Time - Stock Chassis</b> The apparatus will be complete within 180 days after receipt of signed approval package.</p> <p>Once approval package is signed and returned, USFA will review the delivery schedule once again before order release and provide the end user with a new delivery time.</p> <p>US Fire Apparatus will not be held liable for changes arising from its failure to make or delay in making delivery because of fire, flood, strike, riot, supply chain, work force shortages, accidents, acts of God or any circumstances beyond our control.</p>	1
00-06-4020	<p><b>NFPA Required Safety Signs</b></p>	1
00-06-4220	<p><b>Fluid Data Plate</b></p>	1
00-06-4420	<p><b>Carry Capacity Plate</b></p>	1
00-80-0220	<p><b>Apparatus Warranties - US Fire Apparatus</b> US Fire Pump Company, LLC, ("USFP") warrants each new mobile fire apparatus be free of defects in material and workmanship for a determined warranty period from the date on which the vehicle is first delivered to the original purchaser.</p> <p><b>General Warranty-</b> The general warranty is in effect for a warranty period that continues until 12 months from the date of delivery of the new fire apparatus to the original owner, or the first 12,000 actual miles from the delivery date, whichever occurs first. The general warranty is not valid if the odometer is disconnected, or its reading has been altered, or mileage cannot be determined.</p> <p><b>Body Structure Warranty-</b> The body structure warranty is in effect for a warranty period that continues until 120 months from the date of delivery of the new fire apparatus to the original owner, or the first 100,000 actual miles from the delivery date, whichever occurs first. The body structure warranty is not valid if the odometer is disconnected, or its reading has been altered, or mileage cannot be determined.</p> <p><b>General Body Paint Warranty-</b> The body paint warranty is in effect for a warranty period that continues until 60 months from the date of delivery of the new fire apparatus to the original owner.</p> <p><b>Plumbing Warranty-</b> The plumbing warranty is in effect for a warranty period that continues until 120 months from the date of delivery of the new fire apparatus to the original owner, or the first 100,000 actual miles from the delivery date, whichever occurs first. The plumbing warranty is not valid if the odometer is disconnected, or its reading has been altered, or mileage cannot be determined.</p>	1
00-80-0620	<p><b>Cab / Chassis Warranties - Commercial Chassis</b> <b>General Warranty-</b> The purchaser will receive a custom chassis 1 year.</p>	1

PART NO	DESCRIPTION	QTY
	<p><b>Cab Structure Warranty-</b> The cab will be warranted against structural defects in material and workmanship under normal use and service for a period of 5 years from date of delivery.</p> <p><b>Cab Paint Warranty-</b> A prorated paint warranty shall be provided for a period of 5 years pending the purchase and selection of the extended warranty period of 5 years.</p> <p><b>Chassis Frame Rails Warranty-</b> The custom chassis frame and cross members will be warranted for 5 years from the date of delivery.</p> <p><b>Engine Warranty-</b> The Cummins engine shall be warranted for a period of 5 years or 100,000 miles, whichever comes first by the engine manufacturer, Cummins.</p> <p><b>Transmission Warranty-</b> The Allison EVS transmission engine shall be warranted for a period of 5 years by the transmission manufacturer, Allison.</p>	
00-80-2020	<b>Apparatus Manuals</b>	1
00-80-4020	<b>Apparatus Body Wiring Diagrams</b>	1
	<b>== Chassis - Commercial Pumper / Rescue - 1025.000 10/03/25 ==</b>	
	<b>CHASSIS</b>	
02-A0-0050	<b>*** Freightliner ***</b>	1
02-A2-1020	<b>Commercial Chassis - Freightliner 4-Door M2-106 / 254" Wheel Base / Single Axle Stock 2024 Freightliner 4-door M2-106 cab and chassis.</b>	1
	Chassis VIN# VF9405	
	<p>Major Vehicle Specifications-</p> <p>Wheelbase- 254"</p> <p>Gross Vehicle Weight: 47,000-Pounds</p> <p>Front Axle- Detroit 16,000-Pounds</p> <p>Rear Axle- Meritor 31,000-Pounds</p> <p>Engine- Cummins L9 360EV</p> <p>Transmission- Allison 3000 EVS</p> <p>Cab Color- Blaze Red Elite EY 00910068EY</p>	
	<p>Additional Freightliner Chassis Options:</p> <p>Standard Battery Jumper Studs</p> <p>Master Battery Load Disconnect</p> <p>Extended Chassis Exhaust</p> <p>Pump Lockup</p> <p>Driver controlled Differential Lock</p> <p>Aluminum Wheels</p> <p>Dual Hood Mounted Air Horns w/Dual Foot Switches</p> <p>Engine Compartment Light</p>	

PART NO	DESCRIPTION	QTY
	Air Ride Driver and Passenger High Back Seats	
	NFPA Compliant Back-Up Alarm	
	NFPA Vehicle Data Recorder & Seatbelt Monitoring	
	Electronic Stability Control	
	Battery-On Green Indicator Light	
<b>CHASSIS MODIFICATIONS - 2-DOOR CAB NON KENWORTH</b>		
02-B2-1200	*** Front Bumper Components ***	1
02-B2-2620	Front Bumper Option - Extended Bumper There will be a 24" front frame extension provided. The extension will be made from heavy-duty steel	1
02-B2-2820	Front Bumper Option - Tread Plate Gravelshield	1
02-B2-4020	Front Bumper Option - Center Storage Compartment Capacity: 100' of 1-3/4" DJ Hose	1
02-B2-4620	Front Bumper Compartment Option - Tread Plate Cover The cover shall be notched on the passenger side to accept a pre-connected jumpline.	1
02-B2-8020	Front Bumper Option - 100 Watt Siren Speaker The siren speaker will be surface mounted on the officer's side of the front bumper in position P1.	1
02-B4-0000	*** Tires / Wheels ***	1
02-B4-0220	Tire Pressue Monitor System - LED AirGuard	1
02-B4-0820	Stainless Steel Wheel Trim w/ Lug Nut Covers	1
02-B6-0000	*** Air System Components ***	1
02-B6-1620	Air System Option - Kussmaul 120V Air Pump 091-9B-4 w/ AD 091-9-086	1
02-B8-0000	*** Battery Charger ***	1
02-B8-0220	Battery Charger - Blue Sea 7532 P12	1
02-B8-4620	20A Battery Charger Receptacle - Kussmaul Auto Eject 091-55-20-120 The receptacle will be located on the left side chassis trim.	1
02-B8-6220	Battery Charger Receptacle Cover - Kussmaul 091-55XX The battery charger receptacle cover will be a Kussmaul 091-55-YW (yellow).	1
02-B8-8820	Power Inlet Plate	1
04-A0-0000	*** Exterior Trim ***	1
04-A2-0820	HD Chassis Trim - 4 Door Cabs The front cab steps and rear cab steps on each side of the apparatus will be covered with a 1-piece assembly constructed of 3/16" embossed (stepping surfaces) aluminum tread plate. This 1-piece assembly will also cover the chassis fuel, DEF and chassis batteries. The battery compartment will include a roll out storage tray that will be accessed from the driver's side through a hinged tread plate door.	1

PART NO	DESCRIPTION	QTY
	The officer's side assembly below the crew cab door will include a tool compartment with a hinged tread plate door.	
04-A8-0000	*** Interior Trim ***	1
04-A8-0220	Interior Door Panel Reflective Striping - 4 Door Cabs There will be a minimum of 96 square inches of reflective material installed on the inside panel of each cab door.	1
06-A0-0000	*** Cab Electrical ***	1
06-A2-0420	Load Management System w/ High Idle	1
06-A2-0620	Vehicle Indicator Light Panel The center cab console will be equipped with a vehicle indicator light panel.	1
	The panel will include the following indicator lights: Battery On Ignition On Low Volts w/ audible alarm Door ajar w/ audible alarm	
06-A2-0820	Center Console Switch Panel The center cab console will have an upper rocker switch panel for component controls  Below is the standard switch panel layout (left to right): USB EMERG. MASTER WARNING LIGHTS WORK LIGHTS BROW LIGHT LEFT SCENE RIGHT SCENE REAR SCENE SPARE SPARE SPARE SPARE COMPT. LIGHTS C. DOME / R. DOME USB	1
06-A2-2220	12-Place 12V Fuse Block - Blue Sea 5032 The fuse block will be located inside the center cab console.	1
06-A2-2420	Dual USB Charging Port (USC-C / USB-A) There will be one-(1) charging port located on each side of the center cab console in the outboard positions.	2

PART NO	DESCRIPTION	QTY
06-A2-2620	12V Power Outlet The power outlet will be located in the center cab console.	1
06-A2-4220	Radio Mounting - Customer Supplied Radio Make/Model: Motorola XLT5000 Fixed Head	1
06-A2-4420	Antenna Mount & Coaxial Cable The coaxial cable will terminate inside the center cab console.	1
06-A2-4820	Radio Power Circuit The radio power circuit will be located inside the center cab console.	1
06-A2-6020	Electronic Siren - Whelen 295SLSA1 The siren will be located in the center cab console.	1
06-A2-6220	LED Ground Lights (4)	1
06-A2-8020	Cab Dome Light - Red / Clear The dome light will be centered in the cab headliner.	2
06-A2-9220	Camera / Video & Monitor - Fire Research inView 360 SBN100-C00 & SBN1option-MH0 The monitor will be located in the center overhead position.	1
06-A2-9225	Power Strip - Industrial, (6) Place A 6-Place power strip shall be provided on there back of the center console.	1
06-A4-0000	*** Interior Cab Accessories ***	1
06-A6-8020	Center Cab Console - Black Poly == Pump Module - Commercial Pumper - 1025.000 10/03/25 == <b>APPARATUS PUMP MODULE - FRIGHTLINER PUMPER</b>	1
20-A2-0000	*** Apparatus Pump Module & Components ***	1
20-A2-0220	54" Wide Apparatus Pump Module - Hale Side Mount	1
20-A2-2000	*** Apparatus Pump Module Components ***	1
20-A2-2020	Side Mount Pump Panels - Brushed Stainless Steel	1
20-A2-2820	Hinged Right Side Pump Panel	1
20-A2-4020	LED Pump Panel / Compartment Lights - Side Mount Pump Module	1
20-A2-8020	Pump Panel Running Boards - Embossed Tread Plate	1
20-A2-8820	Pump Panel Air Horn Activation Switch The activation switch will be located on the pump operator's panel.	1
20-A4-0000	*** Apparatus Pump Controls & Instruments ***	1
20-A4-0420	Pump Pressure Governor - Class 1 TPG+	1
20-A4-1020	4-1/2" White Face Master Intake (-30hg-400 PSI) / Pressure (0-400 PSI) Gauges	1
20-A4-1220	2-1/2" White Face Individual Pressure Gauges (0-400 PSI)	1
20-A4-2000	*** Fire Pump & Accessories ***	1
20-A4-2020	Single Stage Fire Pump - Hale QMAX	1
20-A4-4420	Fire Pump Mounting	1

PART NO	DESCRIPTION	QTY
20-A4-6220	Fire Pump Certification - 1500 GPM	1
20-A4-8020	Fire Pump Seal - Mechanical	1
20-A4-8420	Fire Pump Shift Control - Cab Mounted The pump shift will be located in the center cab console.	1
20-A4-8620	Fire Pump Priming System - Trident Manual Air Prime	1
20-A4-8820	Fire Pump Corrosion Protection - Alloy Anode	3
20-A6-0220	Fire Pump Thermal Relief Valve w/ Light	1
20-A6-2820	Fire Pump Test Points	1
20-A6-4020	Fire Pump Master Drain	1
20-A6-4220	Individual 3/4" Drain Valves - Lift-Up Style	1
20-A6-6220	Fire Pump & Engine Cooler Valves	1
20-A8-0000	*** Tags & Labeling ***	1
20-A8-0220	Color Coded Pump Panel Tags	1
20-A8-0420	Fire Pump Certification Plate	1
20-A8-0620	Fire Pump Performance Plate	1
22-A0-0000	*** Plumbing ***	1
22-A2-0620	Stainless Steel / Flex Hose Plumbing	1
22-A2-1020	Stainless Steel Foam Manifold The fire pump plumbing will be equipped with a stainless steel foam manifold for future installation of a foam system.  The manifold will be plumbed to the Speedlay #1, Speedlay #2, Speedlay #3, Front Bumper Discharge and Booster Reel	1
22-A2-1220	Intake & Discharge Apparatus Valves - Akron Brass 8800 Series	1
22-A2-1420	Fire Pump Paint - Standard OEM Black	1
22-A2-1620	Apparatus Valve & Plumbing Finish - Natural (No Paint)	1
22-A2-2020	Discharge Elbow & Caps All discharges will be equipped with elbows and caps.	1
22-A4-0000	*** Steamers & Intakes ***	1
22-A4-0220	6" Steamer Inlets - Left & Right Side w/ Long Handle Caps	1
22-A4-1020	2-1/2" Left Side Intake w/Plug - Swing Controlled @ Valve	1
22-A4-1420	2-1/2" Right Side Intake w/Plug - Swing Controlled @ Valve	1
22-A4-2020	2" Tank Fill Valve - Push Pull Controlled	1
22-A4-4020	3" Tank To Pump Valve - Push Pull Controlled	1
22-A4-6020	Fire Pump Intake Relief Valve (125 PSI Pre-Set)	1
22-A6-0000	*** Discharges ***	1
22-A6-0200	*** Bumper Discharge ***	1
22-A6-0420	1-1/2 Front Jump Line - Push Pull Controlled The swivel will terminate on top of the gravelshield, officer's side.  A stop will be provided preventing the front bumper discharge swivel from incidental contact with the cab.	1
22-A6-2005	*** Booster Reel Discharge ***	1

PART NO	DESCRIPTION	QTY
22-A6-2220	<b>Booster Reel w/ Rollers - Air Controlled</b> The reel will be located in compartment B1.	1
22-A6-4000	<b>*** Crosslay / Speedlay Discharges ***</b>	1
22-A6-4120	<b>1-1/2" Speedlay #1 w/ 2" Valve - Push Pull Controlled</b> The speedlay bed will accommodate 200' of 1-3/4" double jacket hose.	1
22-A6-6025	<b>1-1/2" Speedlay #2 w/ 2" Valve - Push Pull Controlled</b> The speedlay bed will accommodate 200' of 1-3/4" double jacket hose.	1
22-A6-6030	<b>2" Speedlay #3 w/ 2" Valve - Push Pull Controlled</b> The speedlay bed will accommodate 200' of 2" double jacket hose.	1
22-A6-8620	<b>Removable Speedlay Tray</b>	3
22-A6-9620	<b>Speedlay End Flap - Hypalon w/ Bungee Cords</b> The end flaps will be secured at the side and bottom with bungee cords and hard mounted at the top.  The end flaps will be black in color.	1
22-A8-0000	<b>*** Left Panel Discharges ***</b>	1
22-A8-0220	<b>2-1/2" Left Side Discharge #1 - Swing Controlled</b>	1
22-A8-1020	<b>2-1/2" Left Side Discharge #3 - Swing Controlled</b>	1
22-A8-4000	<b>*** Right Panel Discharges ***</b>	1
22-A8-4020	<b>2-1/2" Right Side Discharge #2 - Push Pull Controlled</b>	1
22-A8-6620	<b>4" Right Side Large Diameter Discharge - Electric Controlled</b>	1
24-A0-0000	<b>*** Deck Gun Discharge ***</b>	1
24-A2-0220	<b>3" Deck Gun Discharge - Push Pull Controlled</b>	1
24-A4-0000	<b>*** Left Rear Discharges ***</b>	1
24-A4-0220	<b>2-1/2" Left Rear Discharge - Push Pull Controlled</b>	1
26-A0-0000	<b>*** Foam System ***</b>	1
26-A4-1020	<b>Foam Proportioning System - Foam Pro 2001</b> <b>== Electrical - Commercial Pumper / Pumper-Tanker - 1025.000 10/03/25 ==</b> <b>APPARATUS ELECTRICAL SYSTEM</b>	1
40-A2-0000	<b>*** Point to Point Body Wiring &amp; Testing ***</b>	1
40-A2-0220	<b>Apparatus Electrical System - Commercial Chassis</b>	1
40-A2-0620	<b>NFPA Electrical System Testing</b>	1
40-A2-0820	<b>Electrical System Wiring Protection - Split Loom</b>	1
40-A2-1020	<b>EMI / RFI Protection</b>	1
40-A4-0000	<b>*** Warning Lights ***</b>	1
40-A4-0100	<b>*** Light Bars ***</b>	1
40-A4-0220	<b>60" Full Populated Lightbar - Whelen Freedom IV</b>	1
40-A4-1000	<b>*** Zone B / D Upper Front Body Corner Lights ***</b>	1
40-A4-1020	<b>Zone B / D Upper Front Body Corner Lights (2) - Whelen M9*C</b> Make / Model: Whelen M9RC	1

08

PART NO	DESCRIPTION	QTY
	The lights will be red in color with clear lens.	
	There will be one-(1) light with chrome bezel installed on each side of the apparatus on the upper front body corners.	
40-A4-2000	<b>*** Zone B / D Upper Rear Body Corner Lights ***</b>	1
40-A4-2020	Zone B / D Upper Rear Body Corner Lights (2) - Whelen M9*C Make / Model: Whelen M9RC	1
	The lights will be red in color with clear lens.	
	There will be one-(1) light with chrome bezel installed on each side of the apparatus on the upper rear body corners.	
40-A4-4000	<b>*** Zone C Upper Rear Lights ***</b>	1
40-A4-4020	Zone C Upper Lights (2) - Whelen M9*C The officer's side light shall be Whelen M9AC (Amber w/ Clear Lens)  The driver's side light shall be Whelen M9RC (Red w/ Clear Lens)	1
	There will be one-(1) light with chrome bezel installed on each side of the apparatus on the upper rear of the apparatus.	
40-A4-6100	<b>*** Zone A Lower Lights ***</b>	1
40-A4-6620	Zone A Lower Lights (4) - Whelen ION TLI* The lights shall be installed from Left to Right:  Red (TLIR) / Blue (TLIB) / Red (TLIR) / Blue (TLIB)  All lenses shall be clear.  There will be four-(4) lights with black bezels installed on the front of the apparatus.	1
40-A4-8100	<b>*** Zone B / D Lower Front Lights ***</b>	1
40-A4-8220	Zone B / D Lower Front Lights (2) - Whelen M6*C Make / Model: Whelen M6RC	1
	The lights will be red in color with clear lens.	
	There will be one-(1) light with chrome bezel installed on each side of the apparatus on the side of the extended front bumper.	
40-A6-0000	<b>*** Zone B / D Lower Midship Lights ***</b>	1
40-A6-0220	Zone B / D Lower Midship Lights (2) - Whelen M6*C Make / Model: Whelen M6RC	1
	The lights will be red in color with clear lens.	

*DS*

PART NO	DESCRIPTION	QTY
	There will be one-(1) light with chrome bezel installed on each side of the apparatus in the body wheel well area.	
40-A6-1000	*** Additional Zone B / D Lower Midship Lights ***	1
40-A6-1020	Zone B / D Lower Midship Lights (2) - Whelen ION TLI* Make / Model: Whelen TLIR	1
	The lights will be red in color with clear lens.	
	There will be one-(1) light with black bezel installed on each side of the apparatus below compartment L1 / R1.	
40-A6-2000	*** Zone B / D Lower Rear Lights ***	1
40-A6-2020	Zone B / D Lower Rear Lights (2) - Whelen ION TLI* Make / Model: Whelen TLIR	1
	The lights will be red in color with clear lens.	
	There will be one-(1) light with black bezel installed on each side of the apparatus below rearward compartments.	
40-A6-4000	*** Zone C Lower Lights ***	1
40-A6-4020	Zone C Lower Lights (2) - Whelen M6*C Make / Model: Whelen M6RC	1
	The lights will be red in color with clear lens.	
	There will be one-(1) light installed on each side of the apparatus in the tail light housing.	
40-A6-6000	*** Zone C Lower Tail Light Assemblies ***	1
40-A6-6020	Stop / Turn / Back-Up Lights - Whelen M Series The fixtures will be mounted on each rear face of the body in a model M6FCV4, four-(4) light head chrome housing.	1
40-A8-0000	*** Upper Rear Directional Lights ***	1
40-A8-0620	LED Rear Traffic Advisor - Whelen TAL65 The control head will be located in the center cab console.	1
42-A0-0000	*** Additional Apparatus Lights ***	1
42-A2-0220	LED Clearance / Marker Lights	1
42-A2-0620	LED Ground Lights	6
	There will be one-(1) light located below compartment L1, compartment L3, compartment R1, compartment R3 and one-(1) each side below the rear tailboard.	
	The light will activate when the park brake is set. There will also be a switch in the cab to turn the lights off per NFPA.	

PART NO	DESCRIPTION	QTY
42-A2-1020	LED License Plate Light & Mounting Holes	1
42-A2-2020	LED Compartment Lights	14
	There will be two-(2) LED lights installed in each body compartment.	
	The light will activate when the park brake is set. There will also be a switch in the cab to turn the lights off per NFPA.	
42-A2-2420	LED Hose Bed Light	1
	There will be an LED light mounted on the front hose bed wall to illuminate the area.	
	The light will be activated by a switch on the left rear of the apparatus. The switch will also activate the rear scene and reverse lights. The switch will be labeled REAR SCENE.	
42-A4-0000	*** Apparatus Surface Mount Scene Lights ***	1
42-A4-0220	LED Surface Mount Scene Lights (2) - Whelen M92SL*	3
	Make / Model: Whelen M92SLC	
	Locations:	
	(1) Per Side of Body, Upper Front Corner	
	(1) Per Side of Body, Upper Rear Corner	
	(1) Per Side On the Rear of the Body	
	The lights will be equipped with chrome bezels.	
	The scene light(s) will be controlled by switch located in the cab.	
42-A4-2000	*** Apparatus Brow Scene Lights ***	1
42-A4-2020	LED Brow Scene Light - Whelen Summit S58M*	1
	Make / Model: Whelen S58MB	
	The scene light will be mounted to the bottom of the light bar.	
	The scene light will be controlled by switch located in the cab.	
42-A4-9000	*** Additional Scene Lights Options ***	1
42-A4-9220	Scene Light Activation - Reverse Circuit	1
42-A6-0220	20A Household Receptacle - 120V Duplex	1
	Location: Compartment L1, Upper Section Right Side Wall	
	The receptacles will be wired to the shoreline.	
<p align="center">== Body - Commercial Pumper - 1025.000 10/03/25 ==</p>		
<p align="center"><b>TANKS / APPARATUS BODIES / BODY COMPONENTS</b></p>		
58-A0-0000	*** Water Tank & Components ***	1
58-A2-0420	Polypropylene Water Tank - 1250 US Gallons w/ Tank Sleeve	1

*DL*

PART NO	DESCRIPTION	QTY
58-A2-1420	Polypropylene Foam Tank - 30 US Gallons	1
58-A2-1620	Foam Level Gauge - Class One Intelli-Tank ITLF-40M	1
58-A2-2000	*** Additional Tank Options ***	1
58-A2-2010	Water Level Gauge - Class One Intelli-Tank ITL-40M	1
58-A2-4220	Additional Water Level Gauge - Whelen PSTANK2 There will be one-(1) light installed on each side between the front and rear cab doors, and one-(1) on the driver's side rear.  The lights will activate with the application of the park brake.	3
58-A2-6020	2-12" Right Rear Direct Tank Fill - Lever Controlled	1
58-A2-6420	Rear Direct Tank Fill Elbow - Trident 01.0310.50 2-1/2" FNH Swivel x 2-1/2" MNH	1
58-A2-6620	Rear Direct Tank Fill Plug - Trident 01.007.0 2-1/2" MNH	1
60-A0-0000	*** Apparatus Body - General Construction ***	1
60-A2-0620	Apparatus Body - Extruded Aluminum, Pumper	1
60-A2-3020	Apparatus Body Sub Frame - Extruded Aluminum	1
60-A2-3220	Body / Compartment Construction - 102" Wide Body	1
60-A2-3430	Apparatus Body Wheel Well Panels - Painted Aluminum w/ Polished S/S Fenderettes	1
60-A2-4000	*** Compartment Layout ***	1
60-A4-0220	Compartments - Left Side, Pumper (Rescue Style) L1 There will be a compartment located ahead of the rear wheels. The compartment will have an approximate interior dimensions of 46" wide x 70-1/4" high x 15" deep in the upper section and 28" deep in the lower.  L2 There will be a compartment located over the rear wheels. The compartment will have an approximate interior dimensions of 58" wide x 38" high x 15" deep.  L3 There will be a compartment located behind the rear wheels. The compartment will have an approximate interior dimensions of 44" wide x 70-1/4" high x 15" deep in the upper section and 28" deep in the lower.	1
60-A4-0420	Compartments - Right Side, Pumper (Rescue Style) R1 There will be a compartment located ahead of the rear wheels. The compartment will have an approximate interior dimensions of 46" wide x 70-1/4" high x 15" deep in the upper section and 28" deep in the lower.  R2 There will be a compartment located over the rear wheels. The compartment will have an approximate interior dimensions of 58" wide x 38" high x 15" deep.  R3 There will be a compartment located behind the rear wheels. The compartment will have an approximate interior dimensions of 44" wide x 70-1/4" high x 15" deep in the upper section and 28" deep in the lower.	1

PART NO	DESCRIPTION	QTY
60-A4-0820	<b>Compartment - Full Height Rear, Pumper B1</b> There will be a compartment located at the rear of the apparatus. The compartment will have an approximate interior dimensions of 35" wide x 40" high x 29" deep.	1
60-A6-0000	*** Compartment Doors ***	1
60-A6-0420	Compartment Doors - Painted Roll-Up	7
60-A6-1000	*** Compartment Door Options ***	1
60-A6-1220	<b>Compartment Door Option - Pull Down Straps</b> Locations: I1, L2, L3, R1, R2 and R3	6
60-A6-2000	*** Hose Bed ***	1
60-A6-2020	Apparatus Body Hose Bed - Pumper (67-1/2" Wide)	1
60-A6-4020	Hose Bed Divider w/ Hand Hole	2
60-A6-4820	<b>Hose Bed Cover &amp; End Flap - Tread Plate</b> The end flap will be secured at the bottom with bungee cords and snaps at the top.  The end flap will be red in color.	1
60-A6-4825	<b>Endflap Lettering</b> Endflap shall be embroidered on the rear with reflective yellow material, block lettering.  Line 1: JCESD4 Line 2: E41  Line 2 shall be enlarged to be the same approximately width as Line 1	1
60-A6-6000	*** Hose Bed Accessories ***	1
60-A6-6620	<b>Hose Bed Capacity</b> The hose bed will have the capacity to hold the following (left to right):	1
60-A6-8000	*** Rear Body Components ***	1
60-A6-8020	Rear Body Construction - Flat Back Design	1
60-A6-8420	<b>Rear Tailboard - Aluminum Tread Plate</b> The tailboard will have a NFPA compliant depth of 12".  Note: Beveled 45-Degrees on the Rear Corners	1
60-A6-8820	<b>Folding Step w/ Light - Rear Body Panel</b> Locations:  (2) Passenger's Side Rear, Below the Ladder Compartment  The light will activate when the park brake is set. There will also be a switch in the cab to to turn the lights off per NFPA.	2
60-A6-9020	<b>Rear Access Ladder - Alco-Lite Sure-Step6</b> Location: Driver's Side Rear	1

PART NO	DESCRIPTION	QTY
60-A6-9220	<b>Rear Access Ladder Illumination Lights - Whelen LED</b> The lights will be located on the rear of the apparatus to illuminate the access ladder.  The lights will automatically illuminate when the park brake is set.	3
60-A6-9420	<b>Rear Tow Eyes (2) - Black Steel</b>	1
60-A6-9620	<b>Rear Vertical Handrails (1) - Knurled Aluminum</b>	1
60-A6-9820	<b>Below Hose Bed Handrail - Knurled Aluminum</b>	1
60-A8-0000	<b>*** Body Trim Components ***</b>	1
60-A8-0220	<b>Body Trim - Extruded Bodies</b>	1
60-A8-0420	<b>Front Body Stone Guards (2)</b>	1
60-A8-0820	<b>Rear Mud Flaps (2)</b>	1
60-A8-1020	<b>Apparatus Body Rub Rail - Aluminum C-Channel</b>	1
60-A8-1220	<b>Folding Step - Front of Body</b> Locations:  (4) Passenger's Side Front of Body  The light will activate when the park brake is set. There will also be a switch in the cab to turn the lights off per NFPA.	4
60-A8-2020	<b>Front Body Handrail - Knurled Aluminum</b> Location: Passenger's Side Front Face of Body	1
60-A8-2220	<b>Additional Handrail - Knurled Aluminum</b> Locations:  (1) Driver's Side Rear, Inboard the M9 Warning Lights and Above the Access Ladder (1) Above the Driver's Side Suction Compartment (1) Above the Passenger's Side Suction Compartment	3
62-A4-0000	<b>*** Ladder / Pike Pole Storage ***</b>	1
62-A4-0420	<b>Ground Ladder / Pike Pole Compartment - Right Side Beside Tank</b>	1
62-A4-4020	<b>Pike Pole / Roof Hook Storage Tubes</b>	2
64-A0-0000	<b>*** Suction Hose Storage ***</b>	1
64-A2-1020	<b>Suction Hose Compartments (2) - Above Side Compartments w/ Rear Access</b> DS to be long enough to store the barrel strainer.	1
64-A6-0000	<b>*** Additional Storage ***</b>	1
64-A6-6220	<b>Body Wheel Well Storage Compartment &amp; Divider - Double Cylinder / Extinguisher</b> Locations:  (1) Left Front Wheel Well (1) Left Rear Wheel Well (1) Right Front Wheel Well (1) Right Rear Wheel Well	4

D.S.

PART NO	DESCRIPTION	QTY
64-A8-0000	*** Apparatus Body Hardware ***	1
64-A8-0220	Adjustable Tracking Location: Compartment L3 (Upper Section)	1
64-A8-0420	Adjustable Shelf - Shallow Depth Location: Compartment L3 (Upper Section)	1
64-A8-1220	Fixed Shelf - Shallow Depth Location:  (1) L1, Depth Break (1) L3, Depth Break (1) R1, Depth Break (1) R3, Depth Break	4
64-A8-1820	500 Pound Roll-Out Tray - Medium Depth Locations:  (1) L1 Compartment, Floor (1) L3, Compartment Floor (1) R3, Compartment Floor	3
64-A8-4420	Pac Trac Tool Board Locations:  (1) L1, Upper Section Rear Wall (1) L2, Rear Wall (1) R1, Upper Section Rear Wall (1) R2, Rear Wall (1) R3, Upper Section Rear Wall	5
94-A8-9220	Tool Box - C-Tech Manufacturing, Model #20192555 Note: Mounted on the left side of the L1 roll-out tray. Tool box measurements: 20"W x 21.82"H x 17.5"D	1
94-A8-9225	Rolled Hose Storage Module Dividers to be mounted within the L1 500 lb. roll-out tray, immediately to the left of the C-Tech Tool Box. Tool Box Measurements: 21.82"H x 20"W x 17.5"D. Dividers spaced to contain donut roll of 3" DJ hose and donut roll of 1-3/4" DJ Hose	1
== Paint / Graphics - 1025.000 10/03/25 ==		
<b>PAINT / GRAPHICS</b>		
70-A2-0220	Apparatus Body Paint - Single Color	1
70-A2-0420	Body Paint Color / Code - Blaze Red Elite EY 00910068EY	1

PART NO	DESCRIPTION	QTY
70-A4-0220	Natural Interior Compartment Finish	1
70-A4-4442	1-4-1 Triple NFPA Scotchlite Striping The 4" striping will be white in color.  The 1" striping will be white in color.	1
70-A4-6620	Striping Layout - Reverse Ribbon "Z" Design	1
70-A6-0220	Rear NFPA Chevron Striping	1
70-A6-1020	Rear Chevron Colors - 3M Red 983-12 & Fluorescent Yellow Green	1
70-A6-4020	Reflective Material - Designated Walking Surfaces In addition to the designated walking surfaces material, the required DOT red and amber reflectors will be installed.	1
70-A6-6020	Graphics Package A graphics package has been included with this apparatus. Reference photos are to be provided by the fire department.  The apparatus will be Engine 41.	1
<b>== Equipment - Pumper / Tanker - 1025.000 10/03/25 ==</b>		
<b>LOOSE EQUIPMENT</b>		
82-A2-0000	*** Ground Ladders ***	1
82-A2-0220	10' Folding Attic Ladder - Alco Lite FL-10	1
82-A2-0820	14' Roof Ladder - Alco Lite PRL-14	1
82-A2-1620	24' 2-Section Extension Ladder - Alco Lite PEL-24	1
90-A2-0000	*** Air Pack Brackets ***	1
90-A2-0220	Air Pack Bracket - Ziamatc ULLH Locations: Cab SCBA Seat	4
90-A4-0000	*** Suction Hose / Strainers ***	1
90-A4-0220	6" x 10' PVC Suction Hose (2)	1
90-A4-0820	6" Barrel Strainer w/ Bracket - Kocheck BS60C / MM601M	1
94-A2-0000	*** Handlight w/ Charger ***	1
94-A2-0420	LED Hand Light w/ Charger - Stream Light Fire Vulcan 180 44315	4
96-A4-0000	*** Master Stream Devices ***	1
96-A4-0620	Master Stream Device - Akron Apollo 3433 w/ Truck Mount Flange	1
96-A4-1620	Quad Stacked Tips - Akron 2499	1
96-A4-2020	Discharge Pipe - Akron 3488	1
96-A6-0000	*** Booster Hose ***	1
96-A6-0220	1" x 50' Rubber Booster Hose	1
96-A6-0420	1" x 100' Rubber Booster Hose	1
96-A8-0000	*** Miscellaneous Equipment ***	1
96-A8-0220	DOT Transportation Kit There will be a 24 unit DOT first air kit and emergency road triangles provided with the completed apparatus.	1

PART NO	DESCRIPTION	QTY
96-A8-2020	Folding Wheels Chocks (2) - Ziamatic SAC-44-E	1
96-A8-2220	Wheels Chock Holders (2) - Ziamatic SQCH-44-H The chocks will be located below compartment L1.	1
<b>== Administrartion - 1025.000 10/03/25 ==</b>		

# Exhibit F

**JCESD4 - Jefferson County Emergency Services District No. 4****Check List**All Bank Accounts  
December 15, 2025

Check Number	Check Date	Payee	Amount
<b>Payroll Checks</b>			
5506	12/15/25	Draper, Cristine A	914.27
5507	12/15/25	Stacey, David M	4,739.16
<b>Payroll Check Total</b>			<u>5,653.43</u>
<b>Vendor Checks</b>			
5557	12/15/25	DR. CHRISTOPHER ALAN BELL	500.00
5558	12/15/25	Benckenstein & Oxford, L.L.P.	800.00
5559	12/15/25	Green Acres Grocery, Inc.	396.86
5560	12/15/25	J & M Neal Inc., dba Health Claims Plus	16.74
5561	12/15/25	Joshua C. Heinz	400.00
5562	12/15/25	Jefferson County Appraisal District	2,164.83
5563	12/15/25	BRUCE KING	156.94
5564	12/15/25	Lone Star Lube Right	119.38
5565	12/15/25	Love's Travel Stops & Country Stores	255.33
5566	12/15/25	M & D Supply, Inc.	271.56
5567	12/15/25	Municipal Emergency Services, Inc.	215.86
5568	12/15/25	Metro Fire Apparatus Specialists, Inc.	40.22
5569	12/15/25	Overhead Door Company of Beaumont, Inc.	169.95
5570	12/15/25	Hubert Oxford, IV	400.00
5571	12/15/25	Mary Ellen Robertson, CPA, PLLC	690.00
5572	12/15/25	SafetyMed, LLC	7,556.00
5573	12/15/25	Casey Sanders	866.67
5574	12/15/25	SOUTHERN TIRE MART, LLC	814.32
5575	12/15/25	DAVID M STACEY	50.00
5576	12/15/25	Joyce M. Stacey	110.00
5577	12/15/25	DANIEL SUMMERS	61.06
5578	12/15/25	Town and Country	70.49
5579	12/15/25	Unlimited Lawn Care	231.00
5580	12/15/25	DONALD SCOTT WADE	400.00
5581	12/15/25	TRET ALLEN DARR	1,564.00
5582	12/15/25	Charles Daniel Eaves	4,094.00
5583	12/15/25	AARON MCNEIL	2,783.00
5584	12/15/25	CASEY PARIGI	3,220.00
5585	12/15/25	SEAN PETERSON	1,725.00
5586	12/15/25	LOGAN SMITH	1,622.00
5587	12/15/25	Jeremy Tullis	1,127.00
<b>Vendor Check Total</b>			<u>32,892.21</u>
<b>Check List Total</b>			<u>38,545.64</u>

Check count = 33

**JCESD4 - Jefferson County Emergency Services District No. 4**

**Bank Account Register**

Texas First Bank - Checking  
November 18, 2025 - December 15, 2025

Date	Reference	Payee ID	Description	Checks/ Payments	Deposits/ Additions	Balance
			Beginning Balance			58,513.50
11/18/25		REPUBLIC992	REPUBLIC SERVICES #862	82.52		58,430.98
11/18/25		REPUBLIC958	REPUBLIC SERVICES #862	101.39		58,329.59
11/24/25		TMOBILE	T-MOBILE	65.89		58,263.70
11/25/25		SPEC	SPECTRUM BUSINESS	120.45		58,143.25
11/25/25		VISA6511	VISA	1,120.84		57,022.41
11/28/25			INTEREST PAID FOR NOVEMBER 2025		41.70	57,064.11
12/01/25		VERIZON7725	Verizon Wireless	13.51		57,050.60
12/01/25		VERIZON5571	Verizon Wireless	417.89		56,632.71
12/03/25			HEALTH CLAIMS PLUS		715.00	57,347.71
12/08/25			JEFFERSON COUNTY PROPERTY TAX DEPOSIT FOR NOVEMBER 2025		63,297.32	120,645.03
12/08/25		ENTERGY892	Entergy	74.54		120,570.49
12/10/25		ENGUARD	ENTERPRISE GUARDIAN INC. ENGUARD	100.00		120,470.49
12/10/25		ENTERGY878	ENTERGY	316.04		120,154.45
12/10/25		ENTERGY498	Entergy	389.09		119,765.36
12/12/25			JCESD4 SALES TAX DEPOSIT FOR NOVEMBER 2025		92,477.11	212,242.47
12/12/25			JCESD4-A SALES TAX DEPOSIT FOR NOVEMBER 2025		6,817.49	219,059.96
12/15/25	5506		Draper, Cristine A	914.27		218,145.69
12/15/25	5507		Stacey, David M Jr	4,739.16		213,406.53
12/15/25	5557	DRBELL	DR. CHRISTOPHER ALAN BELL	500.00		212,906.53
12/15/25	5558	BENCK	Benckenstein & Oxford, L.L.P.	800.00		212,106.53
12/15/25	5559	GREENACRES	Green Acres Grocery, Inc.	396.86		211,709.67
12/15/25	5560	HCPlus	J & M Neal Inc., dba Health Claims Plus	16.74		211,692.93
12/15/25	5561	HEINZ	Joshua C. Heinz	400.00		211,292.93
12/15/25	5562	JCAPPRASAL	Jefferson County Appraisal District	2,164.83		209,128.10
12/15/25	5563	BRUCEREIMB	BRUCE KING	156.94		208,971.16
12/15/25	5564	LONESTAR	Lone Star Lube Right	119.38		208,851.78
12/15/25	5565	LOVES	Love's Travel Stops & Country Stores	255.33		208,596.45
12/15/25	5566	M&DSUPPLY	M & D Supply, Inc.	271.56		208,324.89
12/15/25	5567	MESMun	Municipal Emergency Services, Inc.	215.86		208,109.03
12/15/25	5568	METROFIRE	Metro Fire Apparatus Specialists, Inc.	40.22		208,068.81
12/15/25	5569	OVERHEAD D	Overhead Door Company of Beaumont, Inc.	169.95		207,898.86
12/15/25	5570	OXFORD	Hubert Oxford, IV	400.00		207,498.86
12/15/25	5571	MER	Mary Ellen Robertson, CPA, PLLC	690.00		206,808.86
12/15/25	5572	SAFEMED	SafetyMed, LLC	7,556.00		199,252.86
12/15/25	5573	SANDERS	Casey Sanders	866.67		198,386.19
12/15/25	5574	STM	SOUTHERN TIRE MART, LLC	814.32		197,571.87
12/15/25	5575	DSTACEYREIM	DAVID M STACEY	50.00		197,521.87
12/15/25	5576	JOYCES	Joyce M. Stacey	110.00		197,411.87
12/15/25	5577	DSUMREIM	DANIEL SUMMERS	61.06		197,350.81
12/15/25	5578	TOWNANDCOUN	Town and Country	70.49		197,280.32
12/15/25	5579	UNLIMITED	Unlimited Lawn Care	231.00		197,049.32
12/15/25	5580	SWADE	DONALD SCOTT WADE	400.00		196,649.32
12/15/25	5581	TRETD	TRET ALLEN DARR	1,564.00		195,085.32
12/15/25	5582	CHARE	Charles Daniel Eaves	4,094.00		190,991.32
12/15/25	5583	AARONMC	AARON MCNEIL	2,783.00		188,208.32
12/15/25	5584	CPARIGI	CASEY PARIGI	3,220.00		184,988.32
12/15/25	5585	SEANPET	SEAN PETERSON	1,725.00		183,263.32
12/15/25	5586	LOSMITH	LOGAN SMITH	1,622.00		181,641.32
12/15/25	5587	JEREMYT	Jeremy Tullis	1,127.00		180,514.32
			<b>Totals</b>	<u>41,347.80</u>	<u>163,348.62</u>	<u>180,514.32</u>

Transaction count = 49

**JCESD4 - Jefferson County Emergency Services District No. 4**

**Bank Account Register**

TexSTAR Checking

November 18, 2025 - December 15, 2025

Date	Reference	Payee ID	Description	Checks/ Payments	Deposits/ Additions	Balance
11/28/25			Beginning Balance INTEREST PAID FOR NOVEMBER 2025		10,943.36	3,345,241.30 3,356,184.66
			<b>Totals</b>	<u>0.00</u>	<u>10,943.36</u>	<u>3,356,184.66</u>

Transaction count = 1

# Exhibit G

Ronald D. Fittz, P.E., R.P.L.S. (1948-1987)  
Terry G. Shipman, P.E., Senior Consultant  
Bernardino D. Tristan, P.E., Chief Executive Officer

Daniel A. Dotson, P.E., President  
Donald R. King, P.E., Vice President

November 18, 2025

Mr. David Stacey  
Fire Chief/Administrator  
Jefferson County ESD No. 4  
12880 FM 365 Beaumont  
Texas 77705

**\*\*ENGAGEMENT LETTER\*\***

**RE: Owner's Representative Proposal  
New Fannett Fire Station No. 2**

Dear Mr. Stacey:

**Fittz & Shipman, Inc.** is pleased to present this proposal for Owner's Representative Services for the New Fannett Fire Station No. 2, to be located at 18892 FM 365, Beaumont, Texas 77705. Based on our meeting held on Thursday, November 6, 2025, it is our understanding that the project will be delivered utilizing the Design-Build method. The following sections outline our Scope of Work and Proposed Fee Structure for providing comprehensive Owner's Representative services throughout the duration of the project.

**Scope of Work – Owner's Representative Services** (Design-Build Project)

**1. General Purpose**

The Owner's Representative ("OR") shall act on behalf of the Owner to protect the Owner's interests throughout all phases of the design-build project. The OR shall provide comprehensive project management, technical oversight, coordination, and administration services in conjunction with the Owner's staff and selected consultants. The OR will serve as the Owner's primary point of contact to ensure that the project is delivered within the established scope, schedule, budget, quality standards, and contractual requirements.

**2. Project Phases Covered**

The OR's services include, but are not limited to, the following project phases:

- Project Initiation & Pre-Design
- Design-Build Team Procurement
- Design Phase Oversight
- Construction Phase Oversight
- Closeout, Commissioning & Occupancy

1405 Cornerstone Court • Beaumont, Texas 77706 • (409) 832-7238 • fax (409) 832-7303

Tx Board of Prof Engineers Firm No. 1160 • Tx Board of Prof Land Surveyors Firm No. 100186

- Post-Construction / Warranty Phase Support

### 3. Detailed Scope of Services

#### A. Project Initiation & Planning

1. Review Owner's goals, program, budget, schedule, and operational requirements.
2. Assist the Owner in establishing project governance, decision-making protocols, and communication procedures.
3. Develop or refine the preliminary project budget, including contingencies and allowances.
4. Prepare and maintain an overall project master schedule identifying major milestones.
5. Coordinate with Owner's legal, financial, and technical consultants as required.
6. Assist in defining the design-build delivery approach, performance requirements, and contract structure.

#### B. Procurement of Design-Build Team

1. Prepare RFQ and RFP documentation for the selection of the Design-Build (DB) team.
2. Manage the solicitation process, including advertising, pre-proposal meetings, addenda, and responses to proposer questions.
3. Develop scoring criteria and participate in proposal evaluations.
4. Facilitate interviews, presentations, and negotiations.
5. Provide recommendation for award to the Owner.
6. Assist in finalizing and executing the DB contract, including clarification of scope, schedule, and pricing.

#### C. Design Phase Services

1. Serve as the liaison between Owner and DB team for all design-related matters.
2. Conduct regular design coordination meetings; prepare agendas and meeting minutes.
3. Manage and oversee the DB team's compliance with:
  - i. Owner's program and performance criteria
  - ii. Design standards, codes, and regulatory requirements
  - iii. Budget, quality, and functional needs
4. Review and comment on design submittals (concept, schematic, design development, construction documents).
5. Facilitate Owner stakeholder input and user-group meetings; document decisions.
6. Monitor and maintain design schedule and deliverables.
7. Oversee submission and tracking of required permits and approvals.
8. Advise Owner regarding value engineering options, design alternatives, and potential cost impacts.

9. Review cost estimates for accuracy and alignment with budget.

#### **D. Construction Phase Services**

1. Perform construction management oversight on behalf of the Owner.
2. Attend all construction progress meetings and report key issues to the Owner.
3. Monitor construction schedule and track critical path activities.
4. Provide on-site observation (frequency determined by Owner and project needs) to review:
  - i. Progress of work
  - ii. Compliance with contract documents
  - iii. Quality control procedures
  - iv. Safety compliance (non-enforcement role)
5. Review RFIs, submittals, shop drawings, and change order requests; provide recommendations to the Owner.
6. Evaluate proposed substitutions for cost, schedule, and quality impacts.
7. Monitor DB team's cost control, including allowances, contingencies, and potential claims.
8. Review monthly pay applications for accuracy and recommend approval.
9. Assist in dispute resolution between DB team, subcontractors, and Owner.
10. Coordinate with third-party testing agencies, geotechnical, environmental, or commissioning providers.
11. Maintain documentation logs including RFIs, submittals, change orders, and daily reports.

#### **E. Project Controls, Reporting & Communication**

1. Maintain updated project budget, cost logs, and forecast reports.
2. Provide monthly (or Owner-requested frequency) progress reports summarizing:
  - i. Project status
  - ii. Schedule updates
  - iii. Budget performance
  - iv. Issues needing Owner decisions
  - v. Risk items and recommended mitigations
3. Facilitate communication between all project stakeholders and maintain centralized project records.

#### **F. Project Closeout & Commissioning**

1. Monitor completion of the punch list process and final inspections.
2. Coordinate commissioning activities and verification of system performance.
3. Ensure submission of all closeout documentation, including:
  - i. As-built drawings
  - ii. O&M manuals

- iii. Warranties
- iv. Training materials
- 4. Review final pay application, lien releases, and contract closeout documents.
- 5. Oversee substantial completion and final completion certification.
- 6. Support move-in, occupancy coordination, and transition-to-operations.

**G. Post-Construction / Warranty Period Support**

- 1. Assist Owner with warranty claim management and follow-up with DB team.
- 2. Participate in 11-month and post-occupancy evaluations.
- 3. Ensure DB team addresses deficiencies during warranty period.
- 4. Provide final report summarizing project outcomes, lessons learned, and recommendations.

**4. Scope of Work Qualifications - Services or fees not included in this contract include:**

- Legal representation or legal services
- Direct design services (architecture, engineering)
- Construction means and methods responsibility
- Hazardous material assessments or abatement design
- Surveying, testing, or special inspections (unless coordinated)
- Environmental permitting beyond typical project scope
- Surveying for/or preparation of easements offsite or onsite;
- Traffic Impact Studies
- Construction permit fees by City or State;
- Landscaping and irrigation design;
- Continuous site observation/inspection of construction;
- Coordination and fees associated with construction quality assurance testing (i.e. subgrade density testing, concrete strength testing, etc.)
- Geotechnical Engineering
- Elevation certificate.

\*Although these services are not authorized, this contract may be amended to provide additional services at the published standard rates.

**COMPENSATION – Percent of Construction Cost**

We propose to provide the above outlined Basic Services based upon a **2.0%** of total final construction cost. The fee will be adjust based upon final construction cost. Assuming an estimated construction cost of \$5,500,000.00, the estimated fee would be as shown below:

**Owner's Representative Services = \$110,000.00**

**Fittz & Shipman, Inc.**, shall submit monthly statements for Services rendered based on percent of task complete and for Reimbursable Expenses incurred. Payment terms for progress invoices are net 30 days from receipt of invoice. Reimbursable Expenses mean the actual expenses incurred for Application Fees, mileage & lodging for meetings, and similar Project-related items. Reimbursable Expenses shall also include the amount billed to Fittz & Shipman, Inc. by special consultants employed by Fittz & Shipman, Inc., (as authorized by you) for such consultants' services and Reimbursable Expenses Plus a management fee of 15%.

**RESPONSIBILITY OF OWNER/CONTRACTOR**

Owner shall be responsible for all fees, all fees for permits and certifications as required by Jefferson County, TxDOT and other entities as required for application, filing, reproduction, and recording and/or review of construction plans. It is the responsibility of the contractor to have in his possession all required permits prior to commencing work.

**SCHEDULE**

**Fittz & Shipman, Inc.** is prepared to begin work immediately upon authorization of this proposal.

We appreciate your confidence in **Fittz & Shipman, Inc.** for this project. If you wish to discuss our scope of services, scheduling, or compensation, please feel free to call. If this proposal meets with your approval, please sign retain one copy for your files and return one to our office.

Sincerely,

Accepted:

**Fittz & Shipman, Inc.**

**Jefferson County ESD #4**



Bernardino D. Tristan, P.E.

*For the Firm*

  
by: \_\_\_\_\_

11/24/2025

\_\_\_\_\_  
Date